



Religious dialogue in the Republic of Macedonia

FIELD RESEARCH REPORT ON THE ATTITUDES AND PERCEPTIONS OF THE CITIZENS

Tolerance, dialogue, cooperation !

Promoting inter-religious dialogue in Macedonia through capacity building for media and religious representatives

This project is funded by the European Union and co-funded by the Konrad Adenauer Stiftung

A project implemented by the Konrad Adenauer Stiftung and Institute for Democracy 'Societas Civilis'



Publisher: Project "Tolerance,Dialog.Cooperation! Promoting inter-religious dialogue in Macedonia through capacity building for media and religious representatives"; Anja Czymmeck **KONRAD ADENAUER FOUNDATION** Maksim Gorki 16/3 kat, MK-1000 Skopje; Telephone: 02 323 11 22; Fax 02 313 52 90; E-mail: skopje@kas.de; Vladimir Misev **INSTITUTE FOR DEMOCRACY "SOCIETAS CIVILIS" SKOPJE** ul.Kraguevacka 2, MK-1000 Skopje; Telephone/Fax: 02 309 47 60; E-mail:contact@idscs.org.mk; **Printing:** Vinsent Grafika; **Design:** Dejan Kuzmanovski; **Editors:** Misha Popovikj and Marko Troshanovski; **Authors:** Marija Tegovska and Ivana Petkukeska; **Translation (ALB):** Faredin Aeti; **Translation (ENG):** Jana Spiroska

Skopje
December 2011

Dear all,

You are reading the report of the field research conducted by the Institute for Democracy “Societas Civilis”-Skopje. The aim of the research is to determine the attitudes, perceptions and religious beliefs of the citizens of Republic of Macedonia in the period between 20 August and 30 September 2011 throughout the whole territory of Macedonia. The survey included 1090 respondents selected on the basis of the socio-demographic specifics of the country. The research is part of the project “Tolerance, dialogue, cooperation! Promoting inter-religious dialogue in Macedonia through capacity building for media and religious representatives”, which is funded by the European Union and co-funded by the Konrad Adenauer Foundation. The project is implemented by the office of the Konrad Adenauer Foundation in Skopje and the Institute for Democracy “Societas Civilis”-Skopje. The views expressed in the report are the sole views of the authors.

Respectfully

>> Table of contents

05	Tolerance, Dialog, Cooperation	14	CODE OF RESEARCH OF THE INSTITUTE FOR DEMOCRACY
06	European Union	15	RESEARCH METHODOLOGY OF THE INSTITUTE FOR DEMOCRACY
07	The Konrad Adenauer Stiftung	15	Questionnaire design
08	The Institute for Democracy "Societas Civilis"	15	Sample design
09	The Macedonian Orthodox Church – Ohrid Archbishopric	16	Data collection
10	The Islamic Community in the Republic of Macedonia	16	Field (face to face) survey
11	The Catholic Church in the Republic of Macedonia	17	Dataprocessing and data analysis
12	The United Methodist Church in the Republic of Macedonia	18	Quality control
13	The Jewish Community in the Republic of Macedonia	19	QUESTIONNAIRE
		19	FIELD RESEARCH REPORT "RELIGIOUS DIALOGUE IN THE REPUBLIC OF MACEDONIA"
		33	GRAPHIC TABULAR DISPLAY OF RESULTS



Tolerance, Dialog, Cooperation! Promoting inter-religious dialogue through capacity building for media and religious representatives

The Konrad Adenauer Fondation (KAS) in partnership with the Institute of Democracy „Societas Civilis“(IDSCS) has implemented the project **“Tolerance, Dialogue, Cooperation! Promoting inter-religious dialogue through capacity building for media and religious representatives”**. The project, which is funded by the European Union through the programme European Instrument for Democracy and Human Rights (EIDHR) and co-funded by the Konrad Adenauer Foundation, is taking place in the Republic of Macedonia from December 2010 to December 2011.

The projects' target groups are: selected journalists from the most influential electronic, print and online media covering religious issues on the national and local level; national and selected local representatives of the five religious communities; selected groups of young believers, elementary and high school students from ethnically mixed and mono-ethnic environments.

The projects' main activities include: **trainings for journalists and editors**-on reporting and editing religious issues, **trainings for religious spokespersons**-representing religious communities on national level and local level, **joint workshops**-jointly organized for journalists and religious spokespersons on management, communication and representation skills, **exchange visits**-of one religious community to a religious object of another community, a **conference**-for leaders of religious communities, an **awareness raising campaign** showing positive examples of different religious communities' interaction will be broadcasted and a **field survey** about the the actual situation regarding religious rights and dialogue.

The project aims to raise awareness among the population of Macedonia for religious tolerance and accepting diverse religious beliefs, as well as to contribute to the democratization process by promoting freedom of expression, inter-religious dialogue and religious pluralism. At the same time, the vision of the implementers was to assist in strengthening the capacities of religious spokespersons and key representatives of the five religious communities and through better information and media education to enable them to communicate professionally.

Address: Maksim Gorki 16/3 floor, 1000 Skopje

Phone: +389 2 323 1122

Fax: +389 2 313 5290

E-mail: contact@tolerancijadialogsorabotka.mk / skopje@kas.de

Web: www.tolerancijadialogsorabotka.mk

European Union

The European Union is established in accordance with the Treaty on European Union. There are currently 27 Member States of the Union. It is based on the European Communities and the member states cooperation in the fields of Common Foreign and Security Policy and Justice and Home Affairs. The five main institutions of the European Union are the European Parliament, the Council of Ministers, the European Commission, the Court of Justice and the Court of Auditors. The European Union is a major player in international cooperation and development aid. It is also the world's largest humanitarian aid donor. Today, the European Community has political and financial responsibility for over 11% of the world's public aid (ODA), compared with 5% in 1985. The primary aim of the EC's own development policy, agreed in November 2000, is the eradication of poverty. To enhance its impact, the EC is targeting its assistance on six priority areas: trade and development; regional integration and cooperation; support to macroeconomic policies and equitable access to social services; transport; food security and sustainable rural development; institutional capacity building, good governance and the rule of law. In addition to these core areas, important crosscutting issues are being mainstreamed into development activities namely: human rights, gender equality, environment and conflict prevention.

<http://europa.eu/>



**Konrad
Adenauer
Stiftung**

The Konrad Adenauer Foundation

The Konrad Adenauer Stiftung (KAS) is a political foundation. In Germany 16 regional offices and two conference centers offer a wide variety of civic education conferences and events. The KAS offices abroad are in charge of more than 200 projects in more than 120 countries. Freedom, justice and solidarity are the basic principles underlying the work of KAS which is a political foundation, closely associated with values of Christian Democratic Politics. The foundation is proud to bear the name of **Konrad Adenauer**. The first chancellor of the Federal Republic of Germany's name and principles are our guidelines, duty, and obligation. Established in 1955 as "Society for Christian-Democratic Civic Education", the Foundation took on the name of the first Federal Chancellor in 1964.

At home as well as abroad, the foundation's civic education programmes aim at promoting freedom, liberty, peace, and justice. KAS focuses on consolidating democracy, on the rule of law, on the unification of Europe and the strengthening of transatlantic relations, as well as on development cooperation. With its worldwide networks to the political and social elites and with its long-term partner structures, it participates in shaping policy in developing and emerging countries. By training and educating young professionals, the KAS promotes the developing process in social groups and political parties.

The Konrad Adenauer Foundation opened its Skopje office on 1 July 2000 and a small local office in Pristina in 2007. Since then various seminars, workshops, trainings and conferences were organized throughout the countries. The focus of the Konrad Adenauer Foundation in the Republic of Macedonia and the Republic of Kosovo is on: political education and strengthening civic society; European integration process; Support of inter ethnic and inter-religious dialogue and free media.

Konrad-Adenauer-Stiftung

Macedonia Office

Maksim Gorki 16/3 floor

MK-1000-Skopje

Phone: +389 2 323-1122

Fax: +389 2 313-5290

E-mail: Skopje@kas.de

Web: www.kas.de/macedonia

Konrad-Adenauer-Stiftung

Kosovo Office

Boulevard Mother Theresa 46/5

10000 Prishtina

Phone: +381 0 38 229 874

E-mail: kas.kosovo@yahoo.de



The Institute for Democracy “Societas Civilis” Skopje

The Institute for Democracy “Societas Civilis” Skopje (IDSCS) is a Macedonian based think - tank organisation that is non-governmental, non-partisan and non-profit. Our vision is to work on improvement of the democratic processes in Macedonia. IDSCS focus is on development of participative political culture, mostly through socio-metric research and project-based activities. We believe that human capital is a key precondition for positive social change, hence we eagerly undertake capacity building projects based on skills and knowledge transfer. Finally, the improvement of our society is linked to availability of resources for selfreflection. We advocate policy recommendations and strive to enrich the public discourse through promotion of evidence based policy, publishing and public events.

Address: Kraguevacka 2, 1000 Skopje

Phone: +389 2 3094 760

Fax: +389 2 3094 760

E-mail: contact@idscs.org.mk

Web: www.idscs.org.mk



The Macedonian Orthodox Church – Ohrid Archbishopric

The Christianity on the territory of Macedonia dates from the time of the apostles. In the second half of the first century, around 60 years after Christ, the evangelistic journey of saint Paul the apostle, which he undertook after a Macedonian man came to him in a dream and called him to come and preach in Macedonia, is the basic factor for the spread of Christianity in this region around the Mediterranean, but further on as well.

In the first half of the 10th century, the spiritual life and the preaching on the geographical territory of Macedonia was organized by Saints Clement and Nahum, the disciples of the holy brothers Cyril and Methodius. They built and formed monastery and church centres, of which today still continue to exist the following: The complex of Saint Clement on Plaoshnik, which encompassed the first university on the Balkans; and the monastery of Saint Nahum, dedicated to "The Holy Archangels". All this laid a good foundation so in the second half of the 10th century, within the borders of Samuel's state, the autocephalous Ohrid Archdiocese was established. Later on, after the fall of Samuel's state, the Ohrid Archdiocese was reduced to a lower rank of archbishopric. As such it existed for eight centuries, until 1767 when it was abolished by the Turkish sultan Mustapha III, and its dioceses were annexed to the Patriarchate of Constantinople. From this moment on, the Macedonian people made continuous efforts to restore the Archdiocese.

In March, 1945, in Skopje, a Resolution to restore the Archdiocese of Ohrid as Macedonian Orthodox Church was made at the First Clergy and Laity Assembly. This decision was submitted to the Holy Synod of the Serbian Orthodox Church, since before World War II the dioceses in the region of Vardar Macedonia were under the United Orthodox Church of the Serbs, the Croats and the Slovenians, known later as Serbian Orthodox Church. The Synod of the Serbian Orthodox Church did not accept this decision, as well as all the other subsequent requests. In 1958, the Second Clergy and Laity Assembly was held in Ohrid and the proposal for the restoration of the Ohrid Archdiocese of Saint Clement under the name of the Macedonian Orthodox Church was accepted, and Dositeus was appointed as the first archbishop.

Today, His Beatitude the Archbishop Stephan of Ohrid and Macedonia presides over the Macedonian Orthodox Church, the fifth archbishop of the restored Ohrid Archdiocese. The Macedonian Orthodox Church (MOC) has 10 dioceses, 7 of which are in the present territory Republic of Macedonia, while 3 are in the diaspora. The Holy Synod of Hierarchs has eleven bishoprics, including the Head of the MOC. These are being assisted by over 600 active priests in around 500 parishes in more than 2000 churches and monasteries. From the beginning of the 90's, the monasticism in Macedonia was renewed, and at present it includes 150 monks and nuns organized in orders in the monasteries throughout Macedonia.

The believers of the MOC today lead a fruitful and organized liturgical life, and in particular, the great Christian holidays such as the Resurrection of Christ – Easter, the Birth of Christ – Christmas, the Epiphany - the Theophany of our Lord, the Holy Week, the Dormition of the Most Holy Mother of God, etc. are being celebrated with noticeable and outstanding mass gatherings.

Address: Bul. "Partizanski Odredi" br. 12, 1000 Skopje

Telephone: +389 (0)2 / 323-0697

Fax: +389 (0)2 / 323-0685

E-mail: mpc@mpc.mk

Contact person: Boban Mitevski

Website: www.mpc.org.mk



The Islamic Community in the Republic of Macedonia

The Islamic Community in the Republic of Macedonia is the religious organization that represents all Muslims who live in the Republic of Macedonia. The Islamic Community takes care that the development of the religious life is based on healthy Islamic foundations; organizes the observation of the religious activities of the believers and designates their tasks and responsibilities.

In order to fulfill their religious activities, the Muslims have gathered in a singular Islamic Community, independent of their nationality or ethnicity. The organization of the religious life in the Ottoman Empire was under the jurisdiction of the "Shejhul Islam" in Istanbul, while after the First World War the religious life was under the jurisdiction of the Reis-ul-ulema with seat in Sarajevo, Bosnia and Herzegovina.

The Islamic Community in the Republic of Macedonia was integral part of the Islamic Community of the Kingdom of Yugoslavia and later continued to be a part of the same in the Socialistic Federal Republic of Yugoslavia. After the fall of the Federation and the independence of Republic of Macedonia, this Community continued to exist and act as an independent religious community in the Republic of Macedonia, with seat in Skopje.

The Islamic Community in the Republic of Macedonia grounds its activities in the Quran, Sunnah and its Constitution, as well as, all the normative acts that arise from it. The religious objects of the Islamic Community are: mosques, masjid, Islamic centers of its believers outside of the country, tekke, tombs, clock-towers, gusulhani, etc.

The number of mosques in Macedonia reaches up to 600, among which the most known are those from the XV and XVI century, as the ones in Skopje: Jaja Pasha, Isa Beg, Mustafa pasha, Sultan Murad; in Tetovo: Painted (Decorated) Mosque, Clock Mosque; in Bitola: Isaac Mosque, Haydar Kadi Pasha, Jeny Mosque; in Prilep: Carshi Mosque, in Gostivar: Clock Mosque; in Stip: Kad'n Mosque and Hana Mosque; in Ohrid: Hayati Baba Teke and Ali Pasa Mosque, etc. The number of the Islamic centers – mosques in the diaspora reaches up to 157.

The Islamic faith has two holidays: "Eid al-Adha" (The Festival of Sacrifice / Kurban Bajram) and "Eid ul-Fitr" (The Breaking of the fast / Ramazan Bajram) that are closely connected with the rituals: The "Festival of Sacrifice" is related to the Pilgrimage, while "The Breaking of the Fast" comes right after the month of fasting "Ramadan" (Ramazan). Besides these holidays, in the Islamic faith there are other appointed special days that are related with some major historic or religious events, as for example: "Lailatul Qadr" (The Night of Destiny), "Lailatul Raghaib" (The Night of Prayer), "Mawlid" (The Birth of the Prophet), Isra and Mi'raj (The Two Parts of a Night Journey), etc. During these celebrations it is required of the believers to stay closer to God, to worship Him, to help the poor, to encourage each other towards good deed, etc.

Address: Ul. "Chairska" br.52, 1000 Skopje

Telephone: +389 [0]2 / 311-7410 and +389 [0]2 / 311-7412

Fax: +389 [0]2 / 311-7883

E-mail: bim@bim.org.mk

Contact person: Abaz Isljami

Website: www.bim.org.mk

The Catholic Church in the Republic of Macedonia

The Catholic Church in Macedonia is present in this region from the very beginnings of Christianity in Macedonia. According to the statistics, 1% of the population of Macedonia is Roman-Catholic Christians.

In the Republic of Macedonia, now exist two church institutions (Dioceses): for the Catholics of the Roman rite, the Bishopric of Skopje, and for the Catholics of the Byzantine-Slavic rite, Apostolic Exarchate, with a seat in Strumica.

The two church institutions: The Bishopric of Skopje and the Apostolic Exarchate in Macedonia, since 2005, are governed by the Skopje Bishop and Apostolic Exarch in Macedonia, Dr. Kiro Stojanov, possibly the only case of this kind of governing in the whole world.

In the year of 1883, with the creation of the apostolic vicariate for Macedonia with a seat in Thessaloniki, the legal structure of the Catholic Church of the Byzantine-Slavic rite was created.

After the First World War, the Catholics of the Eastern rite who were located in the Vardar Macedonia region and the region of Strumica were entrusted by the Pope to the care of the Archbishop of Skopje. On October 19th 1923 with the act of The Vatican, it becomes an integral part of the Krizevska Diocese and it remains like that until the year of 2001.

His Holiness Pope John Paul II on January 11th 2001 has signed a decree in the Vatican for establishing an Apostolic Exarchate for the Catholics of the Eastern rite in Macedonia, which was published on January 25th 2001. For the seat of the Exarchate was chosen the city of Strumica, and the church "The Dormition of the Most Holy Mother of God" in Strumica was named a cathedral.

It is significant to note that the Bishopric of Skopje under whose jurisdiction are the believers of the Western, that is, the Roman rite, is one of the oldest on the Balkan that exist in continuity from its founding.

These are the religious holidays: Christmas, Epiphany, The Presentation of Jesus at the Temple, The Annunciation of the Lord, Easter, Pentecost, Mass of the Lord's Supper, The Holy Trinity, The Dormition of the Most Holy Mother of God, All Saints Day, St. Joseph, St. George, St. John the Baptist, St. Cyril and Methodius, St. Benedict, St. Elijah, St. Archangel Michael, Raphael and Gabriel, St. Demetrius, St. Clement, St. Nahum, St. Nicolas etc.

The Catholic Church in Macedonia is proud that, alongside the brothers St. Cyril and Methodius and their disciples St. Clement and Nahum, in the city of Skopje is also born the greatest charity worker in the world, blessed Mather Teresa, who was raised in the spirit of Christianity in the Catholic Church in Skopje. With that upbringing she has traveled around the world.

Address: Ul. "Risto Shishkov" br. 31, 1000 Skopje

Telephone: +389 [0]2 / 316 4123

Fax: +389 [0]2 / 316 4123

E-mail: katbiskupija@t-home.mk

Contact person: Marjan Ristov



The United Methodist Church in the Republic of Macedonia

In 1784 in the USA the first Methodist church was established, and today's United Methodist Church has been present in this region for over 150 years. The United Methodist Church in the Republic of Macedonia, as an international church, is involved not only in the church activities within the Methodist Church in the world, but also in the activities of the World Council of Churches – Ecumenism.

The first evangelical community in Macedonia was established in Bansko, Pirin, in 1868, and in the period from the year 1860 to the year 1890 numerous other evangelical communities were formed in many towns and villages throughout Macedonia.

The United Methodist Church in the R. Macedonia has 13 churches organized in seven Counties with about 6000 members in all of Macedonia. The Secretariat of the United Methodist Church in the Republic of Macedonia is in Strumica.

The Methodist Church has kept the teaching of the Anglican Church, although both have abbreviated and revised certain portions which has been necessary in order to keep up with the changes of the modern world.

Today, there are Methodist churches throughout the world with approximately 70 million members. The main preacher for Macedonia is Mr. Mihail Cekov.

As is the case with the rest of the Christian churches, the United Methodist Church also celebrates Christmas, Easter, the Ascension of Christ and Pentecost. In addition, we also celebrate Mother's Day, the Women's World Day of Prayer, and the day of Thanksgiving.

Address: Ul. "Zagrebacka" br. 4, 2400 Strumica

Telephone: +389 (0)34 / 322-662

Fax: +389 (0)34 / 322-662

E-mail: mcmcm@kabelnet-tv.com.mk

Contact Person: Mihail Cekov, Sofija Trajkovska

Website: www.emc-umc.org.mk



Еврејска заедница во Република Македонија
Jewish Community in the Republic of Macedonia

The Jewish Community in the Republic of Macedonia

The Jewish Community in the Republic of Macedonia is the only Jewish community in Macedonia, consisting of 250 members, most of them Sephardic Jews. The Community is one of the five religious communities in the Constitution of the Republic.

There is a long tradition of Jewish communities in Macedonia. The Jews settled in Macedonia and the Balkan region during Alexander the Great's conquest of Asia Minor in 330 B.C. One of the oldest archeological findings of an organized Roman Jewish community (from the period of the Roman Empire) is the Polycharmos' Pillar from a synagogue in the ancient town of Stobi, dated from the 3rd or 4th century A.D.

The greatest influx of Jews to Macedonia and the region took place from 1492 to 1496 with the expulsion of the Jews from Spain and Portugal. "Sepharad" means "Spain" in Hebrew, and this is why these Jews are called Sephardic Jews. The Sephards brought along their developed culture, their traditions, customs, songs and their language – Judeo-Spanish (also called Ladino and Judesmu) and completely suppressed the culture of the Romaniote Jews. In the Holocaust in Macedonia, 98% of its Jewish population was executed in Treblinka. The community in Skopje was renewed in 1944 and was incorporated in the Federation of the Jewish Communities of Yugoslavia. In 1991 after the independence of Macedonia, the Community separated from the Federation and continued functioning independently.

Today the Community is organized in various structures: an Assembly consisting of all adult members of the community, a Board of Directors consisting of six members, and a President of the Board of Directors who is also the president of the Community. There are also a few Committees appointed to different areas of affairs, such as the Culture Committee, the Social Committee, the Committee on the Preservation of the Jewish Cemetery, and the Religious Committee. There are also different clubs, such as the Children's, Youth, and Women's Club. The Chamber Choir of the Community, Mois Hason, begun functioning in 2004 which fulfilled the long-lasting desire for the continuation of the old choir and musical tradition of the Sephards. In the year 2000, the new Beth Yaakov Synagogue was built. It bears the name of the old Skopje synagogue. The synagogue was built and decorated in keeping with the customs and traditions of Sephardic Jews, and belongs in the group of Sephardic Orthodox synagogues.

The library of the Community is made up of 1150 book titles, and the Jewish Community has publishing rights and thus far more than ten titles have been published, along with some translated books as well.

The Holocaust Memorial Center of the Jews from Macedonia was inaugurated on March 10, 2011.

Address: Ul. "Borka Taleski" br. 24, 1000 Skopje

Telephone: +389 (0)2 / 3214 799; +389 (0)2 / 3237 543

Fax: +389 (0)2 / 3214 880

E-mail: contact@ezrm.org.mk

Contact person: Jana Nichota

Website: www.ezrm.org.mk

CODE OF RESEARCH OF THE INSTITUTE FOR DEMOCRACY

Institute for Democracy (ID) in its scientific-research activities is guided by the principles of objectivity, clarity, comprehensiveness, validity and authenticity. Because of this, ID applies various approaches and techniques to ensure that the research process is conducted by the highest professional and methodological standards from the beginning to the end of the research process. According to this, in its work ID abides by the following Code:

1. The respondents will honestly and objectively be informed about the research they take part in;
2. The respondents will be asked whether they agree to take part in the research, as well as for potential use and quotation of their comments and answers;
3. In cases where such agreement is not given, the same will be treated as confidential;
4. The respondents will be treated with dignity and respect in all phases of the research;
5. The research will respect the interests of the clients;
6. The research will be conducted, interpreted and analyzed in an honest and objective manner;
7. The questionnaire design is guided by the principles of validity and veracity of the collected information.

RESEARCH METHODOLOGY OF THE INSTITUTE FOR DEMOCRACY

The process of conducting the research goes through the following phases:

1. QUESTIONNAIRE DESIGN

The aim of the questionnaire design process is to eliminate the possible mistakes that in various way arise ways during the process of data collection and its analysis.

Formulation of the questions (creating of a questionnaire according to the subject and the details of the research demanded; examination of vocabulary and linguistic, as well as syntactic formulation (avoiding suggestive questions, jargons and colloquialisms, double negation, reductions of bias, etc) and their arrangement; determining the questions order, while having in mind the logical flow);

Determination of the answer forms and preparation code list (formulation of the answers, scales and ranking);

Determination of the physical characteristics of the questionnaire (number of questions by page, visual and graphic organization (tables and the like);

Testing of the questionnaire (testing and accomplishing quality and efficient questionnaire conducting by the pollsters, as well as checking the validity and reliability of the questions from the respondents' perspective through conduction of focus group (cognitive tests, observation of the behavior);

Determination of the final version of questionnaire.

2. SAMPLE DESIGN

The process of sample design contains the following phases:

Defining the population

Determining the frame of the sample (context of the research, events, processes, etc.)

Size and type of sample

ID in its research work uses probability sampling, which for different needs is stratified accordingly. The respondents are chosen randomly, after the population of potential respondents is appropriately grouped in order to ensure a representative sample. Such grouping is necessary in order to copy the relevant demographic characteristics of the population of interest. In order to ensure probability sampling, ID relies on the telephone subscribers' databases, the data from the last census of the population conducted by State Statistical Office, as well as scientific research analysis. In order to respect the above-mentioned principles of the Code, ID determines appropriate sample based on which it conducts the research. The size of the sample varies from 1050 to 1600 respondents, according to the research subject. In its determination, socio-demographic

characteristics are taken into consideration (sex, age structure, education, social and economic structure, ethnicity/religion and place of living) of the population of interest. The size of the sample is calculated on the bases of standard statistical formula appropriate to the type of the sample. For 95% confidence interval, the size of the sample used is 1060 respondents, which ensures margin of error of 3% and a sample of 1600 respondents, margin of error of 2.5%.

3. DATA COLLECTION

This phase involves data gathering from the sample. The implementation of this phase starts after completion of the previous two: determination of the sample and designing of the questionnaire. At the beginning of each survey, preparatory training is conducted with the research team, according to the specifications and survey needs. The last instructions are given to the pollsters, which based on the findings obtained during the testing of the questionnaire. For investigating the opinion of members of different ethnic communities that live in Macedonia, interviewers who speak the language of those communities are engaged. The surveys are conducted by professional and experienced team of pollsters from the Institute.

3.1. Field (face to face) survey

ID has at its disposal a highly professional network of approximately 60 pollsters on the territory of Republic of Macedonia - trained for conducting field surveys. Before the

beginning of each survey a special training is organized in order to introduce the goals of the research, the nature of and the content of the questionnaire to the pollsters, and certain instructions for the conduction of the survey are given to the pollsters. After this training, the pollsters form groups of two pollsters (30 teams on the territory of RM) and they start the data collection. The need to conduct field surveys in teams of two pollsters is based on practical and logistics reasons. Namely, the polling process is conducted with no obstacles, mutual control of the pollsters is obtained as well as bigger interactivity with the respondent, and finally it provides better objectivity in coding the answers. Each pollster has its identity card (badge) which contains his/her name and surname on the front side, and on the back side the name of the coordinator in charge of the survey as well as the signature and the stamp of ID. For the purpose of better quality control of each research, there are 4 teams of ID researchers that observe the pollsters' work in the field.

The data collection is made according to the sample, randomly. For each team of pollsters is tasked to survey a precisely determined number of respondents in one. The respondents are chosen from the previously prepared scheme that provides random choice during the selection of the respondents.

The control teams use two types of instruments for control of the data collection: additional verification of the respondents and de-briefing with the pollsters. The verification presupposes: obligatory check of randomly chosen respondents in order to avoid pollsters' mistakes (filling of the questionnaire/code list by the pollster or inappropriate behaviour). De-briefing implies communication with the pollsters in the field, to provide transfer of their personal experiences from the research to the ID research team, to hear the comments they receive from the respondents as well as their recommendations and comments

for improvement of the working process. The quality control in this stage is made at the beginning and at the end of the research.

4. DATAPROCESSING AND DATA ANALYSIS

The data collection phase is followed by the data processing phase. The purpose of this process is creation of a database, which serves for further statistical processing and generating results. In the case of a field surveys, which are larger types of research with higher number of data, a team of two to six technical assistants process the code lists. This team is in continuous communication with our researcher, who during this process conduct additional test in order to detect and remove potential flaws in the data entry process.

In the cases of field “face to face” research ID interchangeably conducts data collection and data processing in order to increase the efficiency and to decrease the time necessary to conduct the survey. In the cases of telephone surveys, as a result of specialized software, which is the Institute’s investment, the process of data collection and data processing is simultaneous. Additionally, this software enables full monitoring of the data collection process and decreases the possibility for flaws in the data entry and data processing process. Moreover, this tool substantially expedites the research process.

Institute for Democracy conducts statistical analysis of the data using contemporary tools, such as SPSS. In most cases, ID delivers analyses of descriptive statistics, every questions is presented with a frequency of the answers and cross tabulation

of the demographic characteristics. The Institutes ensures that the analyses and the reports of the research are clear and understandable to any reader. Because of this, ID pays particular attention to the way in which the data is presented. In this manner, the results are followed by visual presentation, graphical presentation and narrative report, which further explains and contextualizes the results.

The process of transformation of the data into results and the results into analysis is the last step in the research process. This step demands high professionalism and expertise of the research team, which follows through the whole research process, but also from its analytical department, which provides meaningful interpretation of the results. The ID team is consisted of experts from social sciences with remarkable level of knowledge and experience in research projects. ID has a member with completed PhD, three PhD candidates in the final phases of their doctorates and three members with master degrees. The whole team of ID has been educated at the best universities in the field of social sciences in the world. This ensures high level of scientific and objective approach in the analysis of the results, but also capacity for deeper insight in their meaning.

5. QUALITY CONTROL

In accordance with its Code of research the Institute for Democracy conducts quality control in all phases of the research process.

Questionnaire design

- Control of the formulation of the questions (clarity, neutrality) and logical flow of the questions;
- Testing the duration of a single interview and adjustment to avoid interviewee fatigue;
- Testing the interpretation of the questions by the respondents (piloting the questionnaire with a focus group);
- Monitoring of the pollsters and the respondents during the pilot phase;
- Improvements of the questionnaire in accordance with the results of the pilot version;

Sample design

- Regular database updates of census information, as well as with databases of the telecommunications operators and comparison with the existing sample;
- Application of the standard statistical formulas for determination of the sample size;

Data collection and data analysis

- Guidebook for conducting survey interview for the pollsters;
- Software control of the dynamics of data entry;
- Control teams (control of the field work/debriefing or in the office)
- Repetition of the survey process in cases on non-responsiveness;
- Post-survey control (establishing contact with a random sample of the surveyed respondents);
- 10% of the filled questionnaires are subject to double analysis in order to determine potential flaws in the coding;
- Supervision by an expert statistician.

QUESTIONNAIRE “INTER-RELIGIOUS DIALOGUE”

FIELD RESEARCH REPORT “RELIGIOUS DIALOGUE IN THE REPUBLIC OF MACEDONIA”

The results from the field research are presented in the following descriptive analytical report. Answers given by less than 10% of the respondents are defined as insignificant minority; small minority are answers given by 10% to 30% of the respondents; minority is between 50% to 70% of the respondents, while large majority refers to an answer given by more than 70% of the respondents. Answers given by less than 5%, as well as categories “no answer” are not mentioned thus the final result is not always 100%.

Q1. Overall, are you satisfied with the situation in the country?

- 1. Satisfied
- 2. Unsatisfied
- 3. Don't know

1. Question.

Majority of the respondents are dissatisfied by the situation development in the country, as opposed to the minority which are satisfied. Compared to other religions, the largest percent of dissatisfied respondents are Muslims.

Q2. According to you a believer is

- A person who practices religion regularly
- A person who believes that God exists and sometimes practices religion
- A person who believes that God exists, but does not need to practice religion
- Don't know

2. Question.

Majority of the respondents define as a believer one who believes in the existence of God and regularly practices their religion. This definition is drastically more present among Muslims. It shows that, especially for Muslims it is not enough just to believe that God exists, but also to regularly practise one's religion in order to be a believer. The rest of the respondents are divided concerning this question. 21.6% think that a believer is a person who believes in God and sometimes practices religion, while 23.2% think that one does not need to practise religion in order to be a believer.

Q3. Are you religious/a believer?

- 1. Yes
- 2. Partly
- 3. No
- 4. No answer

3. Question.

The largest number of the citizens of the Republic of Macedonia are believers, namely large majority of the respondents declared as such. However, one can notice that the number of religious Muslims is larger, even 91% of the respondents, in contrast to the Orthodox among which this number is smaller – around 60%. The rest of the respondents – a small minority declared as partly believers, unlike the insignificant minority who declared as non-believers.

Q4. What religion/faith do you belong to?

1. Orthodox Christianity
2. Islam
3. Catholicism
4. Protestantism
5. Judaism
6. Other (write down) _____
7. Atheist
8. I don't belong to any religion
9. No answer

4. Question.

Of the total of 1090 interviewed citizens in the Republic of Macedonia for the purpose of this survey, 65.9% declared as Orthodox Christians and 30.4% belong to the Muslim religion. The rest, i.e. insignificant minority, declared as Catholics, Protestants, atheists or they do not belong to any religion.

If the answer of Q4 is from 1 to 6 then ask Q4A, if the answer of Q4 is 7 or 8 then ask Q4B

QA4. Which are the three main values of your religion? Name three:

4.1 Question.

Being asked the question: "Which are the three main values of your religion?" the most given answers are: the ten commandments (thou shall not steal, thou shall not lie, thou shall not kill, thou shall love your neighbour, thou shall not do evil, thou shall not commit adultery); faith (in God, in the church, in the holy trinity) and respect (towards one's neighbour, the elderly, mutual). These values are mostly present among Orthodox Christians, while among Muslims it is more expressed though practising religion (praying in a mosque, pilgrimage), practising holidays (Ramazan, Bayram), and respect.

Q4B. What are your main values? Name three:

_____ - skip to Q8

4.2. Question.

Concerning personal values, there is general similarity with the values of their religion, for instance faith and respect as values. Additionally, industriousness, giving help and tolerance (understanding) were named. These values are present among most of the respondents, no matter which religion they belong to.

Q5. How do you practice your religion?

1. I pray
2. I go to church/mosque/synagogue regularly
3. I don't practice

4. Other (write down) _____
5. No answer

5. Question.

Regular going to church/mosque/synagogue is by small percent more present way of practising religion (46.9%) compared to praying (40.6%). There is a difference in practising religion between Muslims and Orthodox Christians in Macedonia. Orthodox Christians prefer going to church while Muslims prefer praying. Still, there is an insignificant minority, which, even though they are religious, do not practise religion.

Q6. How often do you practice religion?

1. Once a week
2. Once a month
3. Few times a year/for the big holidays
4. I don't practice it
5. No answer

6. Question.

"How often do you practise religion?" 40% of the respondents answered that they practised religion a few times a year, i.e. for the big holidays. Minority of the interviewed persons are divided concerning the fact whether they practise once a week or once a month. There is evident difference in the intensity of practising religion. Drastically larger percent of Muslims practise religion once a week, unlike Orthodox Christians who practise religion only for big holidays, i.e. a few times a year.

Q7. How do you feel about religion?

1. As a direct contact with God
2. A relationship I realize through the church/mosque/synagogue
3. A relationship I realize directly and through the church/mosque/synagogue
4. Something that is foreign to me
5. Don't know

7. Question.

Respondents are divided in reference to how they feel about religion. Almost half of the respondents feel religion as direct contact with God. The rest of the respondents, namely the minority is divided according to whether religion is a relationship which one has through a church/a mosque/ a synagogue (22.5%) or also as a direct relationship with God and a relationship realized through the church/mosque/synagogue (20.9%). Muslims, too, feel religion as a direct relationship with God. This opinion is more present among them.

Q8. Have you changed your religious beliefs throughout your life?

1. Yes, previously I belonged to one religion, now I belong to another
2. Yes, previously I was not religious, now I am
3. Yes, previously I was religious, now I am not
4. No
5. Don't know

8. Question.

Great majority of the respondents, even 93.6% have not changed their religious beliefs. Unlike them, insignificant minority have changed their beliefs in different ways.

Q9. What kind of importance does religion has in your life?

1. It has great importance
2. It has small importance
3. It has no importance
4. Don't know

9. Question

Religion is important to the majority of the respondents, and to a small minority (26.8%) religion has small importance. In contrast to them, religion has no importance just to an insignificant minority. The importance of religion is present among over 90% of Muslims and it has great importance to 51.4% of the Orthodox Christians.

Q10. Do you believe in the sacredness of places as temples, holy sources and objects from different religions?

1. Yes, I believe
2. I don't believe
3. Don't know

10. Question.

Majority of the respondents believe in the sacredness of places as temples, holy sources and objects form different religions.

This viewpoint has the majority of the answers and is expressed by all religions, even though Muslim the least share this opinion (61.3%), compared to people from other religions.

Q11. Do you know which five (5) religious communities are mentioned in the Constitution of Macedonia?

1. Yes
2. No
3. No answer

11. Question.

Respondents are divided around the question how many of them know which five religious communities are mentioned in the Constitution. Affirmative answers gave 49.9%, and negative answers gave 43.2% of the respondents.

Q11. A. If YES, can you name them.

(in the codebook write down how many correct answers the respondent is going to have. The stated answers are not read)

- Macedonian Orthodox Church
- Islamic Religious Community
- Catholic church
- United-Methodist Church
- Jewish Community

11.a Question.

Of those respondents who answered that they knew which are the five religious communities mentioned in the Constitution, the

largest percent (34%) could name three, 23.9% could name all five, while four religious communities were named by 21% of the respondents. In contrast to the majority of the respondents who answered that they knew all five religious communities, just a small percent could actually name them all.

Q12 How many religions are there in Macedonia?

1. 1-5
2. 5-10
3. More than 10
4. Don't know

12. Question.

The greatest percent (92.9%) of the respondents think that there is one to five religions in Macedonia. Somewhat smaller percent think that there are six to ten religions, while a small minority thinks that the number of religions is bigger than ten. Generally, there is a viewpoint that there are not any other religions in Macedonia than those mentioned in the Constitution.

Q13 Do you know people from other religions?

1. Yes
2. No (Go to Q15)
3. Don't know

13. Question.

Large majority (92.9%) knows people from other religions, unlike insignificant minority who do not know any. Believers of all religions in Macedonia know people from other religions.

Q14. If YES, what is your relation to them?

- Partner
- Relatives
- Friends
- Colleagues
- Acquaintances

14. Question.

Large majority of the respondents know people of other religions, 42.9% are their acquaintances and a smaller percent (36.9%) are their friends. Even though the large majority i.e. believers of all religions know believers of other religions, still the greatest percent of them are acquaintances. Namely, the communication goes from as many as 42.9%, which are acquaintances as the most distant type of relationship, to as many as "partner" as the closest type of relationship (1%). This indicates inexistence of essential relationship. Generally, relationships differ, they go from being acquaintances, then friends, colleagues, relatives and finally partners.

Q15. What do you think of the number of churches in Macedonia?

1. There are too many churches (Orthodox)
2. There are enough churches
3. There are not enough churches
4. Don't know (don't read)

15. Question.

"What do you think of the number of churches in Macedonia?" Majority of respondents answered that there were enough churches in Macedonia. The largest part of those who gave this

answer are Orthodox Christians. 10% of the respondents thought that there were not enough churches in Macedonia.

Q16. What is your attitude towards the number of churches from other Christian denominations (Catholic, Protestant) in Macedonia

1. There are too many churches
2. There are enough churches
3. There are not enough churches
4. Don't know (don't read)

16. Question.

Respondents' point of view regarding the number of churches of other Christian denominations is as follows: the majority think that there are enough churches, while the view-points that there are too many and not enough churches are divided. The attitude towards this question is the same for all respondents regardless of what religion they belong to.

Q17. What is your attitude towards the number of mosques in Macedonia?

1. There are too many mosques
2. There are enough mosques
3. There are not enough mosques
4. Don't know (don't read)

17. Question.

Regarding the question about the number of mosques in Macedonia there is division between those who think that there

are enough mosques (44.6%) and those who think there are too many mosques (43.1%). Insignificant minority of the respondents think there are not enough mosques in Macedonia. Mostly, Orthodox Christians think that there are too many mosques in Macedonia, while the majority of the Muslims think that the number of mosques is sufficient. The stance regarding the number of churches/mosques between Christian/Muslims is the same. Namely, generally speaking, both communities think that the number of their religious buildings is sufficient, or smaller, while for the other community, it is too big.

On a scale from 1-10 (the most) how much do you identify yourself with

Q18 your ethnic belonging?

1 (the least) – 10 (the most)

18. Question.

The average value of identification of the respondents with their ethnic group is 7.94. It means that on the scale from 1 to 10 the level of identification is approximately 8. The level of identification of Orthodox Christians is 8.45, while of Muslims it is 6.65.

Q19 with you faith?

1 (the least) – 10 (the most)

19. Question.

Regarding a similar question, the level of identification of the respondents with their faith is 7.32. To Muslims that value is 6.48, while to Orthodox Christians it is 7.89.

Q20. To what extent do you agree with this position: People of other religions respect my religion/ non-religiousness?

1. Completely agree
2. Partly agree
3. Partly disagree
4. Completely disagree
5. Don't know

20. Question.

Generally speaking, respondents of all religions think that their denomination is respected. Being given the viewpoint: People of other religions respect my religion/ non-religiousness, 40.6% partly agree with that, and 37.8% completely agree with that. Respondents are divided regarding the fact whether they agree with this partly or do not agree at all.

Q21. Have you been in a situation where someone has expressed disrespect of their religious belonging?

1. Yes
2. No (go to question 23)
3. Don't know

21. Question.

The majority of the respondents have not been in a situation where someone has expressed disrespect of their religious belonging. According to this, a minority of the respondents has been in a situation where someone has expressed disrespect. Concerning religion, it is more present among Muslims, 31% of them have witnessed this, in contrast to 64.8% who have not been witnesses to this.

Q22. If yes, how often has that happen?

1. Once
2. A few times
3. Several times
4. Don't know

22. Question.

Half of the respondents who have faced a situation of disrespect towards their religious beliefs have been in that sort of a situation a few times. Equal number of Muslims and Christians have faced such a situation.

Q23. To what extent do you agree with this position: Members of foreign religious communities and religious groups who comply with the legal conditions should have the freedom to register and work in Macedonia in order to spread their beliefs.

1. Completely agree
2. Partly agree
3. Partly disagree
4. Completely disagree
5. Don't know

23. Question.

Respondents are divided with regard to whether they agree or disagree with the stance that members of foreign religious communities and religious groups who comply with the legal conditions should have the freedom to register and work in Macedonia in order to spread their beliefs.

Q24 To what extent do you agree with this position: There is inter-religious tolerance among people in Macedonia.

1. Completely agree
2. Partly agree
3. Partly disagree
4. Completely disagree
5. Don't know

24. Question.

The greatest part of respondents (40.1%) partly agree with the stance that there is interreligious tolerance among people in Macedonia. There is division between respondents regarding whether they completely agree or partly disagree. There is no significant difference between the members of various religious communities in Macedonia regarding this stance.

Q25. Would you marry a person from another religion?

1. Yes
2. No
3. Don't know

25. Question.

Large majority of the respondents (74.4%) would not wed to a person of another religion, while a small minority has no problem with that. The negative standpoint concerning getting married to a person of another religion share all members of all religions equally, which shows that, generally, people are not open-minded towards marriage between persons of different religion.

Q26. With which one of these positions concerning religions in Macedonia do you agree with:

1. My religion spreads good values
2. I also know other religions that spread good values
3. All religions spread good values
4. Don't know

26. Question.

When offered a standpoint about the religions in Macedonia 38.5% believe that only their religion spreads good values and 37.2% think that all religions do that. The rest of the respondents know other religions which spread good values, too. In contrast to Orthodox Christians, a smaller percent of Muslims think that there exist other religions which spread good values, which is an indicator of the scepticism in reference to other religions.

Q27. Separation of religion from the state is:

1. Good
2. Bad
3. Neither good nor bad
4. Don't know

27. Question.

Majority of the respondents consider that the detachment of religion from the state is good. In contrast to them, a small minority does not think high of the detachment of religion from the state. Somewhat larger percent of the respondents are neutral; they think that detachment is neither good nor bad. If Muslims and Orthodox Christians are compared regarding

this question, one can notice that Orthodox Christians by larger percent answer that detachment is good unlike Muslims.

Q28. Do you consider that religious education should be thought in primary schools?

1. Yes
2. No
3. Don't know

28. Question.

According to majority of the respondents religion study should be a subject learnt at school. Pro and contra opinions are more expressed among Muslims compared to Orthodox Christians. Muslims by larger percent consider that Religion study should be taught in comparison to Orthodox Christians.

Q29. If religious education is thought in school, then students should learn about:

1. Their own religion
2. About all religions practiced in Macedonia
3. About the largest religions in the world
4. They should have the right not to take religious education
5. Other
6. Don't know

29. Question.

Being offered a few answers about how to teach Religion study in primary schools, there is equal division among respondents

concerning three answers as follows: pupils should learn only about their religion, they should learn about all religions practised in Macedonia, and the same number of respondents consider that pupils should learn about the largest religions in the world. Muslims are more narrow-minded about this. Larger percent of Muslims think that one should learn only about their own religion. Orthodox Christians have more moderate division of answers.

Q30. What position do you most agree with?

1. The state treats my religion equally as other religions
2. Yes, the state treats all religious communities equally
3. No, the state does not treat all religious communities equally
4. Don't know

30. Question.

Almost half of the respondents think that the state treats equally all religious communities. Still, there is a small minority who thinks that the state does not treat all equally. Orthodox Christians think that the state treats equally all religious communities, as opposed to Muslims who think that it does not.

Q31. According to you, which one/s of the religious communities rather not treated equally by the state? (up to two answers)

1. Macedonian Orthodox Church
2. Islamic Religious Community
3. Catholic church
4. United-Methodist Church
5. Jewish Community
6. The state treats all of them equally

7. Other
8. Don't know

31. Question.

Even though almost half of the respondents think that the states treats all equally, still the Muslim Religious Community (18.8%) and the Macedonian Orthodox Church (9.3%) are listed as communities which undergo unequal treatment. Insignificant minority thinks that the Evangelical Methodist Church and the Hebrew Community are also unequally treated.

Q32. According to you, is there any factor that negatively influences interreligious tolerance in the country

1. Yes
2. No (go to question 34)
3. Don't know

32. Question.

According to the perception of the majority of the respondents there is a factor in Macedonia that negatively affects the interreligious tolerance in the country, and the minority considers that such factor does not exist. Muslims by larger percent than other religions consider that this factor exists.

Q33. If yes, which is that factor:

1. The Government
2. Politicians
3. Media

4. Religious communities
5. Foreigners (International community))
6. Other (add _____)
7. Don't know

33. Question.

According to the largest number of respondents (38.8%) politicians are a factor which negatively affects interreligious tolerance. Second-rated factors are with 18% the Government and the religious communities, and third-rated – the media. Politicians and the Government are two most frequent answers with regard to the Muslim respondents. Religious communities and media are the most important negative factor according to Orthodox Christians in Macedonia.

Q34. According to you, is there cooperation among the religious communities at the highest level in Macedonia?

1. Yes, there is cooperation
2. Yes, there is small cooperation
3. No cooperation
4. There is no cooperation at all
5. Don't know

34. Question.

More of the half of the respondents thinks that there is cooperation among the Religious Communities at the highest level, while according to a small minority there is no cooperation at the highest level among these Communities in Macedonia. The comparison of the answers to this question shows that Orthodox Christians by highest percent of all other religions think that cooperation exists.

Q35. According to you, is there cooperation among the religious communities at local level in Macedonia?

1. Yes, there is cooperation
2. Yes, there is small cooperation
3. No cooperation
4. There is no cooperation at all
5. Don't know

35. Question.

According to more than half of all the respondents there is cooperation among Religious Communities on local level in Macedonia, the rest of them 31.3% think that Religious Communities do not cooperate. One can notice that all share the opinion regarding cooperation at the highest level and on local level. Again, Orthodox Christians arise as the ones who think that there is cooperation.

Q36. State how much confidence you have in each of these institutions in the civic sector.

- Great confidence
- Partial confidence
- Small confidence
- No confidence
- No answer

36. Question.

The 36th question measured the confidence of the respondents towards different institutions of the civil society.

A. Civil society organizations
(1-5)

36.1. Question.

37% of the respondents partly trust civil organizations and 31.1% have small confidence in them. The rest of the respondents are divided between those who have great confidence and those who have no confidence in them.

B. Churches and religious communities
(1-5)

36.2 Question.

Churches and religious communities enjoy partial confidence of 36.9%. The rest of the respondents are divided: 20% have great confidence and the same percentage of respondents have small confidence. Compared to other institutions of the civil sector, churches and Religious Communities have the biggest percentage of great confidence. These institutions enjoy the same percentage of partial confidence as the civil associations.

C. Trade unions
(1-5)

36.3 Question.

Most of the respondents asked about the trade unions are divided between a minority that has small confidence and those who have no confidence at all. The trade unions are organizations of

the civil sector that the biggest percentage of the citizens has no confidence in at all.

D. Chambers of commerce
(1-5)

36.4 Question.

The biggest percentage of the answers regarding the confidence in the chambers of commerce is 32.1% which refers to the respondents that have small confidence. About the same percentage of respondents have no confidence at all, and the rest have partial confidence.

E. Organisations of employers
(1-5)

36.5 Question.

34.2% have small confidence in the Organizations of Employers whereas about the same percentage of citizens do not have confidence in them at all. The employers are an institution of the civil sector that after the trade unions has the biggest percentage of no confidence.

What can be noticed is that the confidence/non-confidence that exists towards all of the above mentioned institutions is equal among believers of all religions in Macedonia. Churches and Religious Communities have the greatest confidence, whereas trade unions are institutions that have the least confidence in the eyes of the respondents.

Q37. How much confidence do you have in each of these churches and religious communities?

- Great confidence
- Partial confidence
- Small confidence
- No confidence
- No answer

37. Question. measured the confidence of the respondents towards different religious communities in Macedonia.

A. MOC
(1-5)

37.1 Question.

The biggest percentage of the respondents has partial confidence in the Macedonian Orthodox Church. There is a division between the respondents and 25% declared that they had great confidence, while the same percentage declared that they had no confidence.

B. IRC
(1-5)

37.2 Question.

29% have no confidence in the Islamic Religious Community. About the same percentage of respondents have small and big confidence in the IRC.

C. Catholic church
(1-5)

37.3 Question.

No confidence (39.7%) is the most often given answer in reference to the confidence towards the Catholic Church, whereas 24.7% have small confidence.

D. Jewish community
(1-5)

37.4 Question.

42.6% respondents that have no confidence at all in the Jewish Community. As in the case with the Catholic Church, the second most often answer is small confidence. An insignificant minority, as in the case with the Catholic Church, has big confidence in this Community.

E. United-Methodist Church
(1-5)

37.5 Question.

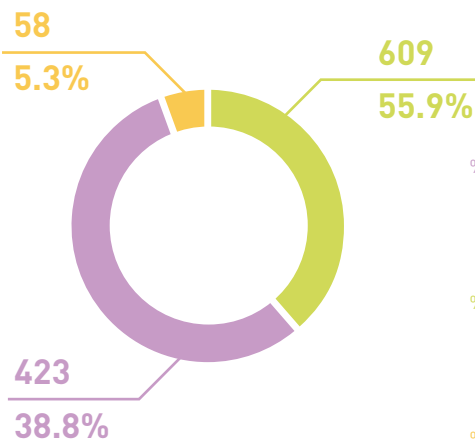
The Evangelical Methodist church has the biggest percentage of respondents that have no confidence at all, compared to other communities that are mentioned in the Constitution of the Republic of Macedonia. As in the previous cases with the Catholic Church and the Jewish Community, the second most often answer is small confidence.

F. Other churches and religious
communities in Macedonia
(1-5)

37.6 Question “No confidence at all” as the most often given answer is the case with the other churches and religious communities.

As a conclusion to this question is that having no confidence is one of the most often given answers and is represented in the case of IRC, the Catholic church, the Jewish community and the Evangelical Methodist church. The only religious community in which a bigger percentage of respondents have confidence is the MOC. Most of the respondents are orthodox, hence the biggest confidence in the MOC. Generally, the non-confidence does not originate from believers of the same religious community, but from believers of other religions. This is the case with all religions, which reflects a general non-confidence in the institutions of the other religious communities.

1. Overall, are you satisfied with the situation in the country?

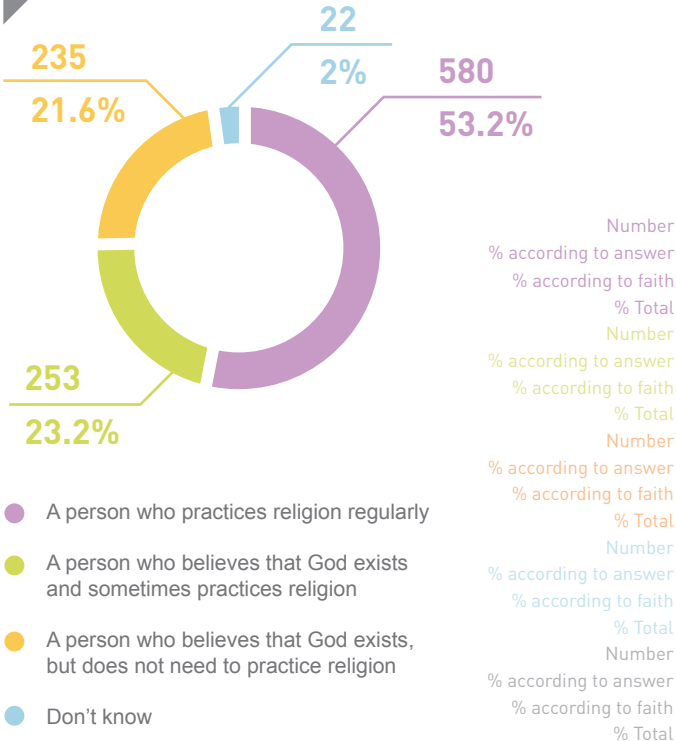


- Satisfied
- Unsatisfied
- Don't know

Number
% according to answer
% according to faith
% Total
Number
% according to answer
% according to faith
% Total
Number
% according to answer
% according to faith
% Total
Number
% according to answer
% according to faith
% Total

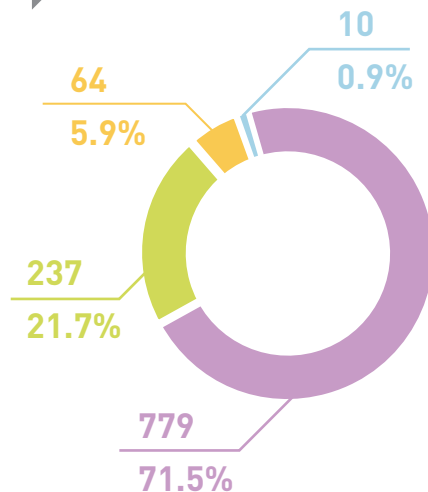
	Orthodox Christian	Protestant (Methodist, Evangelical, Jehovah's witness)	Catholic christian	Muslim	Muslim Shiit	Muslim Sunit	Atheist / Secular / Agnostic	No answer	Total
Number	321	2	1	71	2	16	10	0	423
% according to answer	75.9%	.5%	.2%	16.8%	.5%	3.8%	2.4%	0.0%	100.0%
% according to faith	44.3%	40.0%	33.3%	25.0%	40.0%	38.1%	43.5%	0.0%	38.8%
% Total	29.4%	.2%	.1%	6.5%	.2%	1.5%	.9%	0.0%	38.8%
Number	363	3	1	203	3	22	11	3	609
% according to answer	59.6%	.5%	.2%	33.3%	.5%	3.6%	1.8%	.5%	100.0%
% according to faith	50.1%	60.0%	33.3%	71.5%	60.0%	52.4%	47.8%	100.0%	55.9%
% Total	33.3%	.3%	.1%	18.6%	.3%	2.0%	1.0%	.3%	55.9%
Number	41	0	1	10	0	4	2	0	58
% according to answer	70.7%	0.0%	1.7%	17.2%	0.0%	6.9%	3.4%	0.0%	100.0%
% according to faith	5.7%	0.0%	33.3%	3.5%	0.0%	9.5%	8.7%	0.0%	5.3%
% Total	3.8%	0.0%	.1%	.9%	0.0%	.4%	.2%	0.0%	5.3%
Number	725	5	3	284	5	42	23	3	1090
% according to answer	66.5%	.5%	.3%	26.1%	.5%	3.9%	2.1%	.3%	100.0%
% according to faith	100.0%	100.0%	100.0%	100.0%	100.0%	100.0%	100.0%	100.0%	100.0%
% Total	66.5%	.5%	.3%	26.1%	.5%	3.9%	2.1%	.3%	100.0%

2. According to you a believer is...



	Orthodox Christian	Protestant (Methodist, Evangelical, Jehovah's witness)	Catholic christian	Muslim	Muslim Shiit	Muslim Sunnit	Atheist / Secular / Agnostic	No answer
337	3	1	217	4	13	4	1	580
58.1%	.5%	.2%	37.4%	.7%	2.2%	.7%	.2%	100.0%
46.5%	60.0%	33.3%	76.4%	80.0%	31.0%	17.4%	33.3%	53.2%
30.9%	.3%	.1%	19.9%	.4%	1.2%	.4%	.1%	53.2%
194	0	1	31	0	4	5	0	235
82.6%	0.0%	.4%	13.2%	0.0%	1.7%	2.1%	0.0%	100.0%
26.8%	0.0%	33.3%	10.9%	0.0%	9.5%	21.7%	0.0%	21.6%
17.8%	0.0%	.1%	2.8%	0.0%	.4%	.5%	0.0%	21.6%
181	2	1	33	1	25	9	1	253
71.5%	.8%	.4%	13.0%	.4%	9.9%	3.6%	.4%	100.0%
25.0%	40.0%	33.3%	11.6%	20.0%	59.5%	39.1%	33.3%	23.2%
16.6%	.2%	.1%	3.0%	.1%	2.3%	.8%	.1%	23.2%
13	0	0	3	0	0	5	1	22
59.1%	0.0%	0.0%	13.6%	0.0%	0.0%	22.7%	4.5%	100.0%
1.8%	0.0%	0.0%	1.1%	0.0%	0.0%	21.7%	33.3%	2.0%
1.2%	0.0%	0.0%	.3%	0.0%	0.0%	.5%	.1%	2.0%
725	5	3	284	5	42	23	3	1090
66.5%	.5%	.3%	26.1%	.5%	3.9%	2.1%	.3%	100.0%
100.0%	100.0%	100.0%	100.0%	100.0%	100.0%	100.0%	100.0%	100.0%
66.5%	.5%	.3%	26.1%	.5%	3.9%	2.1%	.3%	100.0%

3. Are you religious/a believer?

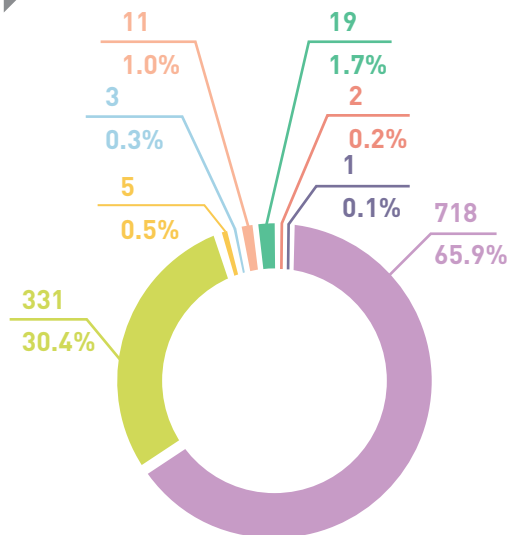


- Yes
- Partly
- No
- No answer

Number	488	3	1	258	5	24	0	0	779
% according to answer	62.6%	.4%	.1%	33.1%	.6%	3.1%	.0%	.0%	100.0%
% according to faith	67.3%	60.0%	33.3%	90.8%	100.0%	57.1%	.0%	.0%	71.5%
% Total	44.8%	.3%	.1%	23.7%	.5%	2.2%	.0%	.0%	71.5%
Number	192	1	1	22	0	18	2	1	237
% according to answer	81.0%	.4%	.4%	9.3%	.0%	7.6%	.8%	.4%	100.0%
% according to faith	26.5%	20.0%	33.3%	7.7%	.0%	42.9%	8.7%	33.3%	21.7%
% Total	17.6%	.1%	.1%	2.0%	.0%	1.7%	.2%	.1%	21.7%
Number	39	0	1	1	0	0	21	2	64
% according to answer	60.9%	.0%	1.6%	1.6%	.0%	.0%	32.8%	3.1%	100.0%
% according to faith	5.4%	.0%	33.3%	.4%	.0%	.0%	91.3%	66.7%	5.9%
% Total	3.6%	.0%	.1%	.1%	.0%	.0%	1.9%	.2%	5.9%
Number	6	1	0	3	0	0	0	0	10
% according to answer	60.0%	10.0%	.0%	30.0%	.0%	.0%	.0%	.0%	100.0%
% according to faith	.8%	20.0%	.0%	1.1%	.0%	.0%	.0%	.0%	.9%
% Total	.6%	.1%	.0%	.3%	.0%	.0%	.0%	.0%	.9%
Number	725	5	3	284	5	42	23	3	1090
% according to answer	66.5%	.5%	.3%	26.1%	.5%	3.9%	2.1%	.3%	100.0%
% according to faith	100.0%	100.0%	100.0%	100.0%	100.0%	100.0%	100.0%	100.0%	100.0%
% Total	66.5%	.5%	.3%	26.1%	.5%	3.9%	2.1%	.3%	100.0%

	Orthodox Christian	Protestant (Methodist, Evangelical, Jehovah's witness)	Catholic christian	Muslim	Muslim Shiit	Muslim Sunit	Atheist / Secular / Agnostic	No answer	Total
Number	488	3	1	258	5	24	0	0	779
% according to answer	62.6%	.4%	.1%	33.1%	.6%	3.1%	.0%	.0%	100.0%
% according to faith	67.3%	60.0%	33.3%	90.8%	100.0%	57.1%	.0%	.0%	71.5%
% Total	44.8%	.3%	.1%	23.7%	.5%	2.2%	.0%	.0%	71.5%
Number	192	1	1	22	0	18	2	1	237
% according to answer	81.0%	.4%	.4%	9.3%	.0%	7.6%	.8%	.4%	100.0%
% according to faith	26.5%	20.0%	33.3%	7.7%	.0%	42.9%	8.7%	33.3%	21.7%
% Total	17.6%	.1%	.1%	2.0%	.0%	1.7%	.2%	.1%	21.7%
Number	39	0	1	1	0	0	21	2	64
% according to answer	60.9%	.0%	1.6%	1.6%	.0%	.0%	32.8%	3.1%	100.0%
% according to faith	5.4%	.0%	33.3%	.4%	.0%	.0%	91.3%	66.7%	5.9%
% Total	3.6%	.0%	.1%	.1%	.0%	.0%	1.9%	.2%	5.9%
Number	6	1	0	3	0	0	0	0	10
% according to answer	60.0%	10.0%	.0%	30.0%	.0%	.0%	.0%	.0%	100.0%
% according to faith	.8%	20.0%	.0%	1.1%	.0%	.0%	.0%	.0%	.9%
% Total	.6%	.1%	.0%	.3%	.0%	.0%	.0%	.0%	.9%
Number	725	5	3	284	5	42	23	3	1090
% according to answer	66.5%	.5%	.3%	26.1%	.5%	3.9%	2.1%	.3%	100.0%
% according to faith	100.0%	100.0%	100.0%	100.0%	100.0%	100.0%	100.0%	100.0%	100.0%
% Total	66.5%	.5%	.3%	26.1%	.5%	3.9%	2.1%	.3%	100.0%

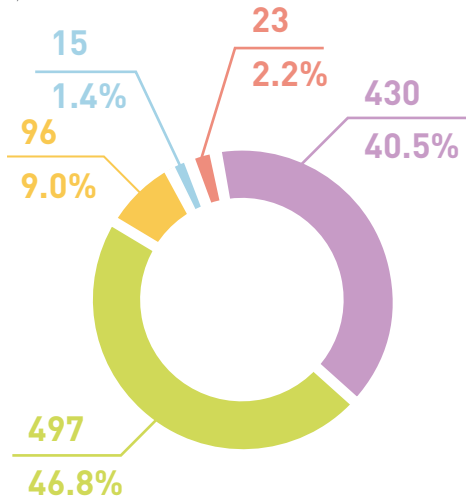
4. What religion/faith do you belong to?



- Orthodox Christianity
- Islam
- Catholicism
- Protestantism
- Other
- Atheist
- I don't belong to any religion
- No answer

Number	718	0	0	0	0	0	0	0	718
% according to answer	100.0%	.0%	.0%	.0%	.0%	.0%	.0%	.0%	100.0%
% according to faith	99.0%	.0%	.0%	.0%	.0%	.0%	.0%	.0%	65.9%
% Total	65.9%	.0%	.0%	.0%	.0%	.0%	.0%	.0%	65.9%
Number	0	0	0	284	5	42	0	0	331
% according to answer	.0%	.0%	.0%	85.8%	1.5%	12.7%	.0%	.0%	100.0%
% according to faith	.0%	.0%	.0%	100.0%	100.0%	100.0%	.0%	.0%	30.4%
% Total	.0%	.0%	.0%	26.1%	.5%	3.9%	.0%	.0%	30.4%
Number	0	5	0	0	0	0	0	0	5
% according to answer	.0%	100.0%	.0%	.0%	.0%	.0%	.0%	.0%	100.0%
% according to faith	.0%	100.0%	.0%	.0%	.0%	.0%	.0%	.0%	.5%
% Total	.0%	.5%	.0%	.0%	.0%	.0%	.0%	.0%	.5%
Number	0	0	3	0	0	0	0	0	3
% according to answer	.0%	.0%	100.0%	.0%	.0%	.0%	.0%	.0%	100.0%
% according to faith	.0%	.0%	100.0%	.0%	.0%	.0%	.0%	.0%	.3%
% Total	.0%	.0%	.3%	.0%	.0%	.0%	.0%	.0%	.3%
Number	2	0	0	0	0	0	0	0	2
% according to answer	100.0%	.0%	.0%	.0%	.0%	.0%	.0%	.0%	100.0%
% according to faith	.3%	.0%	.0%	.0%	.0%	.0%	.0%	.0%	.2%
% Total	.2%	.0%	.0%	.0%	.0%	.0%	.0%	.0%	.2%
Number	1	0	0	0	0	0	10	0	11
% according to answer	9.1%	.0%	.0%	.0%	.0%	.0%	90.9%	.0%	100.0%
% according to faith	.1%	.0%	.0%	.0%	.0%	.0%	43.5%	.0%	1.0%
% Total	.1%	.0%	.0%	.0%	.0%	.0%	.9%	.0%	1.0%
Number	3	0	0	0	0	0	13	3	19
% according to answer	15.8%	.0%	.0%	.0%	.0%	.0%	68.4%	15.8%	100.0%
% according to faith	.4%	.0%	.0%	.0%	.0%	.0%	56.5%	100.0%	1.7%
% Total	.3%	.0%	.0%	.0%	.0%	.0%	1.2%	.3%	1.7%
Number	1	0	0	0	0	0	0	0	1
% according to answer	100.0%	.0%	.0%	.0%	.0%	.0%	.0%	.0%	100.0%
% according to faith	.1%	.0%	.0%	.0%	.0%	.0%	.0%	.0%	.1%
% Total	.1%	.0%	.0%	.0%	.0%	.0%	.0%	.0%	.1%
Number	725	5	3	284	5	42	23	3	1090
% according to answer	66.5%	.5%	.3%	26.1%	.5%	3.9%	2.1%	.3%	100.0%
% according to faith	100.0%	100.0%	100.0%	100.0%	100.0%	100.0%	100.0%	100.0%	100.0%
% Total	66.5%	.5%	.3%	26.1%	.5%	3.9%	2.1%	.3%	100.0%

5. How do you practice your religion?

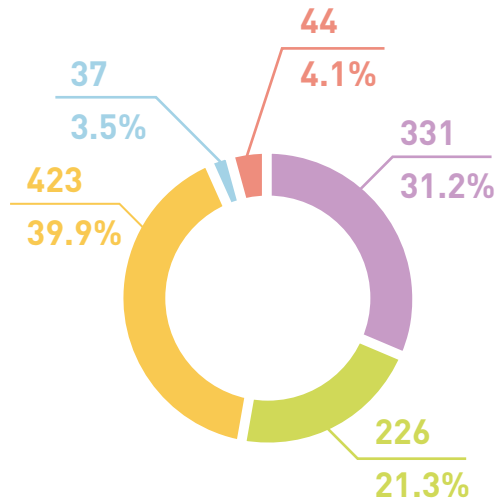


- I pray
- I go to church/mosque/synagogue regularly
- I don't practice
- Other
- No answer

Number
% according to answer
% according to faith
% Total
Number
% according to answer
% according to faith
% Total
Number
% according to answer
% according to faith
% Total
Number
% according to answer
% according to faith
% Total
Number
% according to answer
% according to faith
% Total
Number
% according to answer
% according to faith
% Total
Number
% according to answer
% according to faith
% Total

	Orthodox Christian	Protestant (Methodist, Evangelical, Jehovah's witness)	Catholic christian	Muslim	Muslim Shiit	Muslim Sunit	Atheist / Secular / Agnostic	Total
Number	239	0	2	180	2	7	0	430
% according to answer	55.6%	.0%	.5%	41.9%	.5%	1.6%	.0%	100.0%
% according to faith	33.2%	.0%	66.7%	63.4%	40.0%	16.7%	.0%	40.5%
% Total	22.5%	.0%	.2%	17.0%	.2%	.7%	.0%	40.5%
Number	384	3	1	92	2	14	1	497
% according to answer	77.3%	.6%	.2%	18.5%	.4%	2.8%	.2%	100.0%
% according to faith	53.3%	60.0%	33.3%	32.4%	40.0%	33.3%	50.0%	46.8%
% Total	36.2%	.3%	.1%	8.7%	.2%	1.3%	.1%	46.8%
Number	66	0	0	9	0	21	0	96
% according to answer	68.8%	.0%	.0%	9.4%	.0%	21.9%	.0%	100.0%
% according to faith	9.2%	.0%	.0%	3.2%	.0%	50.0%	.0%	9.0%
% Total	6.2%	.0%	.0%	.8%	.0%	2.0%	.0%	9.0%
Number	13	1	0	0	1	0	0	15
% according to answer	86.7%	6.7%	.0%	.0%	6.7%	.0%	.0%	100.0%
% according to faith	1.8%	20.0%	.0%	.0%	20.0%	.0%	.0%	1.4%
% Total	1.2%	.1%	.0%	.0%	.1%	.0%	.0%	1.4%
Number	18	1	0	3	0	0	1	23
% according to answer	78.3%	4.3%	.0%	13.0%	.0%	.0%	4.3%	100.0%
% according to faith	2.5%	20.0%	.0%	1.1%	.0%	.0%	50.0%	2.2%
% Total	1.7%	.1%	.0%	.3%	.0%	.0%	.1%	2.2%
Number	720	5	3	284	5	42	2	1061
% according to answer	67.9%	.5%	.3%	26.8%	.5%	4.0%	.2%	100.0%
% according to faith	100.0%	100.0%	100.0%	100.0%	100.0%	100.0%	100.0%	100.0%
% Total	67.9%	.5%	.3%	26.8%	.5%	4.0%	.2%	100.0%

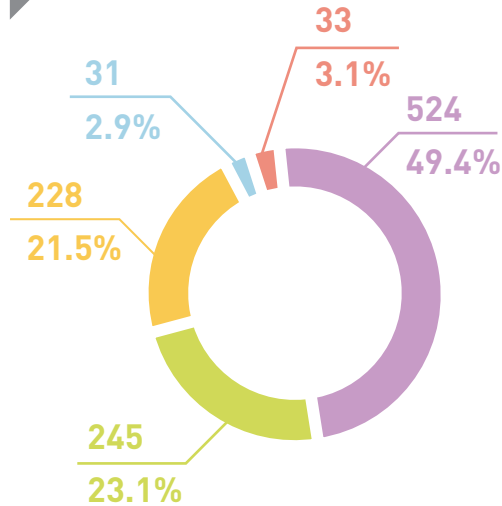
6. How often do you practice religion?



- Once a week
- Once a month
- Few times a year/for the big holidays
- I don't practice it
- No answer

	Ortodox Christian	Protestant (Methodist Evangelical, Jehovah's witness)	Catholic christian	Muslim	Muslim Shiit	Muslim Sunit	Atheist / Secular / Agnostic	
Number	137	1	1	179	3	10	0	331
% according to answer	41.4%	.3%	.3%	54.1%	.9%	3.0%	.0%	100.0%
% according to faith	19.0%	20.0%	33.3%	63.0%	60.0%	23.8%	.0%	31.2%
% Total	12.9%	.1%	.1%	16.9%	.3%	.9%	.0%	31.2%
Number	165	2	2	31	1	25	0	226
% according to answer	73.0%	.9%	.9%	13.7%	.4%	11.1%	.0%	100.0%
% according to faith	22.9%	40.0%	66.7%	10.9%	20.0%	59.5%	.0%	21.3%
% Total	15.6%	.2%	.2%	2.9%	.1%	2.4%	.0%	21.3%
Number	364	1	0	50	1	7	0	423
% according to answer	86.1%	.2%	.0%	11.8%	.2%	1.7%	.0%	100.0%
% according to faith	50.6%	20.0%	.0%	17.6%	20.0%	16.7%	.0%	39.9%
% Total	34.3%	.1%	.0%	4.7%	.1%	.7%	.0%	39.9%
Number	29	0	0	7	0	0	1	37
% according to answer	78.4%	.0%	.0%	18.9%	.0%	.0%	2.7%	100.0%
% according to faith	4.0%	.0%	.0%	2.5%	.0%	.0%	50.0%	3.5%
% Total	2.7%	.0%	.0%	.7%	.0%	.0%	.1%	3.5%
Number	25	1	0	17	0	0	1	44
% according to answer	56.8%	2.3%	.0%	38.6%	.0%	.0%	2.3%	100.0%
% according to faith	3.5%	20.0%	.0%	6.0%	.0%	.0%	50.0%	4.1%
% Total	2.4%	.1%	.0%	1.6%	.0%	.0%	.1%	4.1%
Number	720	5	3	284	5	42	2	1061
% according to answer	67.9%	.5%	.3%	26.8%	.5%	4.0%	.2%	100.0%
% according to faith	100.0%	100.0%	100.0%	100.0%	100.0%	100.0%	100.0%	100.0%
% Total	67.9%	.5%	.3%	26.8%	.5%	4.0%	.2%	100.0%

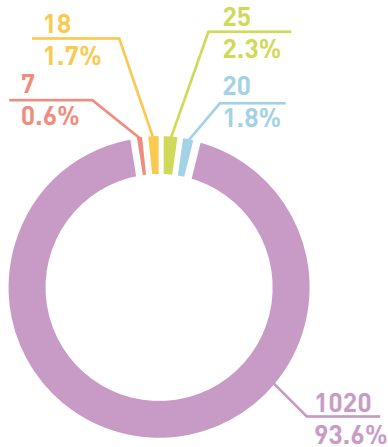
7. How do you feel about religion?



- As a direct contact with God
- A relationship I realize through the church/mosque/synagogue
- A relationship I realize directly and through the church/mosque/synagogue
- Something that is foreign to me
- Don't know

	Orthodox Christian	Protestant (Methodist, Evangelical, Jehovah's witness)	Catholic christian	Muslim	Muslim Shiit	Muslim Sunit	Atheist / Secular / Agnostic	Total
Number	271	2	2	213	3	33	0	524
% according to answer	51.7%	.4%	.4%	40.6%	.6%	6.3%	.0%	100.0%
% according to faith	37.6%	40.0%	66.7%	75.0%	60.0%	78.6%	.0%	49.4%
% Total	25.5%	.2%	.2%	20.1%	.3%	3.1%	.0%	49.4%
Number	199	1	0	37	2	6	0	245
% according to answer	81.2%	.4%	.0%	15.1%	.8%	2.4%	.0%	100.0%
% according to faith	27.6%	20.0%	.0%	13.0%	40.0%	14.3%	.0%	23.1%
% Total	18.8%	.1%	.0%	3.5%	.2%	.6%	.0%	23.1%
Number	196	1	1	26	0	3	1	228
% according to answer	86.0%	.4%	.4%	11.4%	.0%	1.3%	.4%	100.0%
% according to faith	27.2%	20.0%	33.3%	9.2%	.0%	7.1%	50.0%	21.5%
% Total	18.5%	.1%	.1%	2.5%	.0%	.3%	.1%	21.5%
Number	27	0	0	4	0	0	0	31
% according to answer	87.1%	.0%	.0%	12.9%	.0%	.0%	.0%	100.0%
% according to faith	3.8%	.0%	.0%	1.4%	.0%	.0%	.0%	2.9%
% Total	2.5%	.0%	.0%	.4%	.0%	.0%	.0%	2.9%
Number	27	1	0	4	0	0	1	33
% according to answer	81.8%	3.0%	.0%	12.1%	.0%	.0%	3.0%	100.0%
% according to faith	3.8%	20.0%	.0%	1.4%	.0%	.0%	50.0%	3.1%
% Total	2.5%	.1%	.0%	.4%	.0%	.0%	.1%	3.1%
Number	720	5	3	284	5	42	2	1061
% according to answer	67.9%	.5%	.3%	26.8%	.5%	4.0%	.2%	100.0%
% according to faith	100.0%	100.0%	100.0%	100.0%	100.0%	100.0%	100.0%	100.0%
% Total	67.9%	.5%	.3%	26.8%	.5%	4.0%	.2%	100.0%

8. Have you changed your religious beliefs throughout your life?

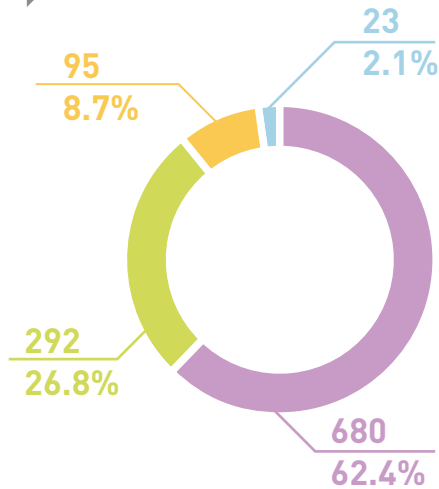


- Yes, previously I belonged to one religion, now I belong to another
- Yes, previously I was not religious, now I am
- Yes, previously I was religious, now I am not
- No
- Don't know

Number
% according to answer
% according to faith
% Total
Number
% according to answer
% according to faith
% Total
Number
% according to answer
% according to faith
% Total
Number
% according to answer
% according to faith
% Total
Number
% according to answer
% according to faith
% Total
Number
% according to answer
% according to faith
% Total

Orthodox Christian	Protestant (Methodist, Evangelical, Jehovah's witness)	Catholic christian	Muslim	Muslim Shiit	Muslim Sunit	Atheist / Secular / Agnostic	No answer	Total
14	1	0	5	0	0	0	0	20
70.0%	5.0%	.0%	25.0%	.0%	.0%	.0%	.0%	100.0%
1.9%	20.0%	.0%	1.8%	.0%	.0%	.0%	.0%	1.8%
1.3%	.1%	.0%	.5%	.0%	.0%	.0%	.0%	1.8%
20	0	0	5	0	0	0	0	25
80.0%	.0%	.0%	20.0%	.0%	.0%	.0%	.0%	100.0%
2.8%	.0%	.0%	1.8%	.0%	.0%	.0%	.0%	2.3%
1.8%	.0%	.0%	.5%	.0%	.0%	.0%	.0%	2.3%
10	0	1	0	0	0	7	0	18
55.6%	.0%	5.6%	.0%	.0%	.0%	38.9%	.0%	100.0%
1.4%	.0%	33.3%	.0%	.0%	.0%	30.4%	.0%	1.7%
.9%	.0%	.1%	.0%	.0%	.0%	.6%	.0%	1.7%
678	4	2	273	5	41	16	1	1020
66.5%	.4%	.2%	26.8%	.5%	4.0%	1.6%	.1%	100.0%
93.5%	80.0%	66.7%	96.1%	100.0%	97.6%	69.6%	33.3%	93.6%
62.2%	.4%	.2%	25.0%	.5%	3.8%	1.5%	.1%	93.6%
3	0	0	1	0	1	0	2	7
42.9%	.0%	.0%	14.3%	.0%	14.3%	.0%	28.6%	100.0%
.4%	.0%	.0%	.4%	.0%	2.4%	.0%	66.7%	.6%
.3%	.0%	.0%	.1%	.0%	.1%	.0%	.2%	.6%
725	5	3	284	5	42	23	3	1090
66.5%	.5%	.3%	26.1%	.5%	3.9%	2.1%	.3%	100.0%
100.0%	100.0%	100.0%	100.0%	100.0%	100.0%	100.0%	100.0%	100.0%
66.5%	.5%	.3%	26.1%	.5%	3.9%	2.1%	.3%	100.0%

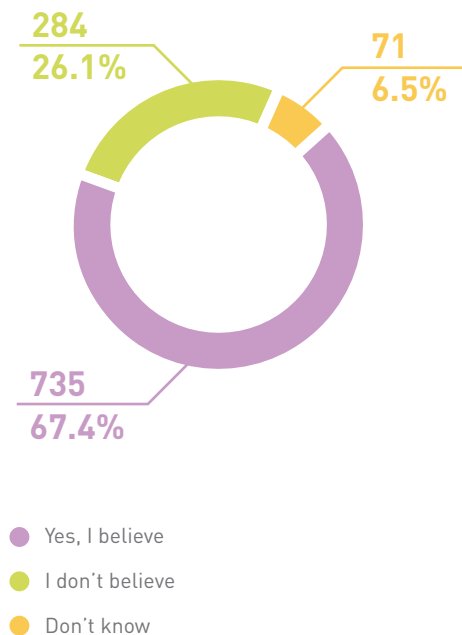
9. What kind of importance does religion has in your life?



- It has great importance
- It has small importance
- It has no importance
- Don't know

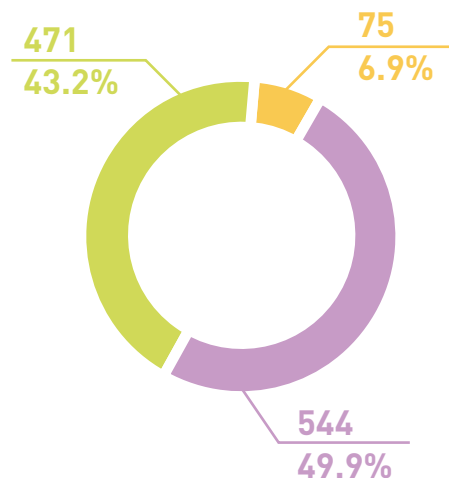
	Orthodox Christian	Protestant (Methodist, Evangelical, Jehovah's witness)	Catholic christian	Muslim	Muslim Shiit	Muslim Sunit	Atheist / Secular / Agnostic	No answer	Total
Number	392	3	2	260	4	19	0	0	680
% according to answer	57.6%	.4%	.3%	38.2%	.6%	2.8%	.0%	.0%	100.0%
% according to faith	54.1%	60.0%	66.7%	91.5%	80.0%	45.2%	.0%	.0%	62.4%
% Total	36.0%	.3%	.2%	23.9%	.4%	1.7%	.0%	.0%	62.4%
Number	248	1	1	18	1	21	1	1	292
% according to answer	84.9%	.3%	.3%	6.2%	.3%	7.2%	.3%	.3%	100.0%
% according to faith	34.2%	20.0%	33.3%	6.3%	20.0%	50.0%	4.3%	33.3%	26.8%
% Total	22.8%	.1%	.1%	1.7%	.1%	1.9%	.1%	.1%	26.8%
Number	66	1	0	2	0	2	22	2	95
% according to answer	69.5%	1.1%	.0%	2.1%	.0%	2.1%	23.2%	2.1%	100.0%
% according to faith	9.1%	20.0%	.0%	.7%	.0%	4.8%	95.7%	66.7%	8.7%
% Total	6.1%	.1%	.0%	.2%	.0%	.2%	2.0%	.2%	8.7%
Number	19	0	0	4	0	0	0	0	23
% according to answer	82.6%	.0%	.0%	17.4%	.0%	.0%	.0%	.0%	100.0%
% according to faith	2.6%	.0%	.0%	1.4%	.0%	.0%	.0%	.0%	2.1%
% Total	1.7%	.0%	.0%	.4%	.0%	.0%	.0%	.0%	2.1%
Number	725	5	3	284	5	42	23	3	1090
% according to answer	66.5%	.5%	.3%	26.1%	.5%	3.9%	2.1%	.3%	100.0%
% according to faith	100.0%	100.0%	100.0%	100.0%	100.0%	100.0%	100.0%	100.0%	100.0%
% Total	66.5%	.5%	.3%	26.1%	.5%	3.9%	2.1%	.3%	100.0%

10. Do you believe in the sacredness of places as temples, holy sources and objects from different religions?



	Orthodox Christian	Protestant (Methodist, Evangelical, Jehovah's witness)	Catholic christian	Muslim	Muslim Shiit	Muslim Sunit	Atheist / Secular / Agnostic	No answer	
Number	518	4	3	174	0	31	5	0	735
% according to answer	70.5%	.5%	.4%	23.7%	.0%	4.2%	.7%	.0%	100.0%
% according to faith	71.4%	80.0%	100.0%	61.3%	.0%	73.8%	21.7%	.0%	67.4%
% Total	47.5%	.4%	.3%	16.0%	.0%	2.8%	.5%	.0%	67.4%
Number	160	0	0	91	4	11	16	2	284
% according to answer	56.3%	.0%	.0%	32.0%	1.4%	3.9%	5.6%	.7%	100.0%
% according to faith	22.1%	.0%	.0%	32.0%	80.0%	26.2%	69.6%	66.7%	26.1%
% Total	14.7%	.0%	.0%	8.3%	.4%	1.0%	1.5%	.2%	26.1%
Number	47	1	0	19	1	0	2	1	71
% according to answer	66.2%	1.4%	.0%	26.8%	1.4%	.0%	2.8%	1.4%	100.0%
% according to faith	6.5%	20.0%	.0%	6.7%	20.0%	.0%	8.7%	33.3%	6.5%
% Total	4.3%	.1%	.0%	1.7%	.1%	.0%	.2%	.1%	6.5%
Number	725	5	3	284	5	42	23	3	1090
% according to answer	66.5%	.5%	.3%	26.1%	.5%	3.9%	2.1%	.3%	100.0%
% according to faith	100.0%	100.0%	100.0%	100.0%	100.0%	100.0%	100.0%	100.0%	100.0%
% Total	66.5%	.5%	.3%	26.1%	.5%	3.9%	2.1%	.3%	100.0%

11. Do you know which five (5) religious communities are mentioned in the Constitution of Macedonia?

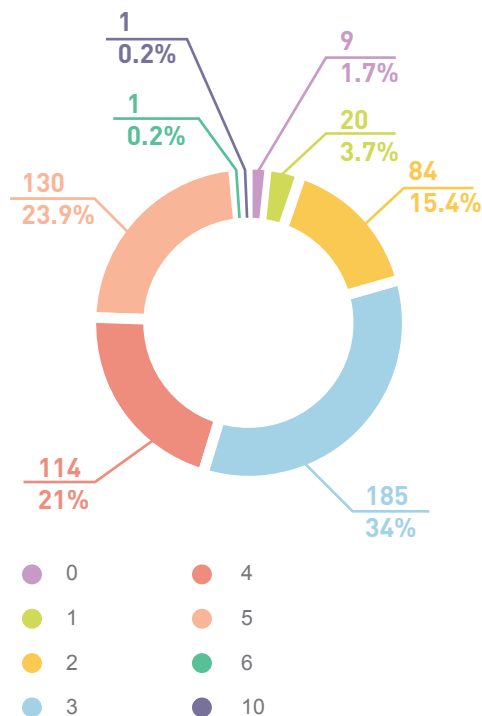


- Yes
- No
- No answer

Number	% according to answer	% according to faith	% Total
Number			
% according to answer			
% according to faith			
% Total			
Number			
% according to answer			
% according to faith			
% Total			
Number			
% according to answer			
% according to faith			
% Total			
Number			
% according to answer			
% according to faith			
% Total			

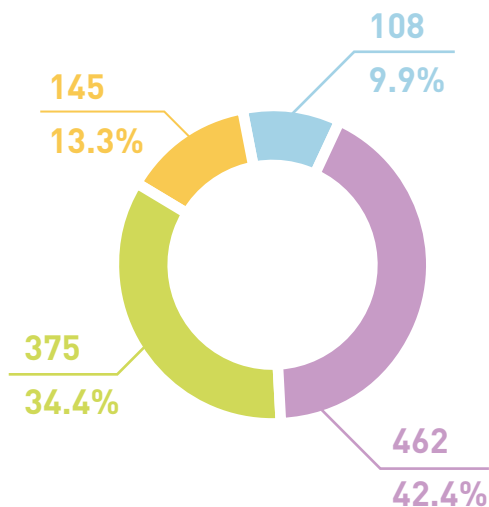
	Orthodox Christian	Protestant (Methodist, Evangelical, Jehovah's witness)	Catholic christian	Muslim	Muslim Shiit	Muslim Sunit	Atheist / Secular / Agnostic	No answer	Total
Number	412	4	2	111	1	3	9	2	544
% according to answer	75.7%	.7%	.4%	20.4%	.2%	.6%	1.7%	.4%	100.0%
% according to faith	56.8%	80.0%	66.7%	39.1%	20.0%	7.1%	39.1%	66.7%	49.9%
% Total	37.8%	.4%	.2%	10.2%	.1%	.3%	.8%	.2%	49.9%
Number	279	1	1	134	4	38	14	0	471
% according to answer	59.2%	.2%	.2%	28.5%	.8%	8.1%	3.0%	.0%	100.0%
% according to faith	38.5%	20.0%	33.3%	47.2%	80.0%	90.5%	60.9%	.0%	43.2%
% Total	25.6%	.1%	.1%	12.3%	.4%	3.5%	1.3%	.0%	43.2%
Number	34	0	0	39	0	1	0	1	75
% according to answer	45.3%	.0%	.0%	52.0%	.0%	1.3%	.0%	1.3%	100.0%
% according to faith	4.7%	.0%	.0%	13.7%	.0%	2.4%	.0%	33.3%	6.9%
% Total	3.1%	.0%	.0%	3.6%	.0%	.1%	.0%	.1%	6.9%
Number	725	5	3	284	5	42	23	3	1090
% according to answer	66.5%	.5%	.3%	26.1%	.5%	3.9%	2.1%	.3%	100.0%
% according to faith	100.0%	100.0%	100.0%	100.0%	100.0%	100.0%	100.0%	100.0%	100.0%
% Total	66.5%	.5%	.3%	26.1%	.5%	3.9%	2.1%	.3%	100.0%

11a. If YES, can you name them?



	Orthodox Christian	Protestant (Methodist, Evangelical, Jehovah's witness)	Catholic christian	Muslim	Muslim Shiit	Muslim Sunit	Atheist / Secular / Agnostic	No answer
Number	8	0	0	1	0	0	0	9
% according to answer	88.9%	.0%	.0%	11.1%	.0%	.0%	.0%	100.0%
% according to faith	1.9%	.0%	.0%	.9%	.0%	.0%	.0%	1.7%
% Total	1.5%	.0%	.0%	.2%	.0%	.0%	.0%	1.7%
Number	15	0	0	5	0	0	0	20
% according to answer	75.0%	.0%	.0%	25.0%	.0%	.0%	.0%	100.0%
% according to faith	3.6%	.0%	.0%	4.5%	.0%	.0%	.0%	3.7%
% Total	2.8%	.0%	.0%	.9%	.0%	.0%	.0%	3.7%
Number	62	2	1	18	0	0	1	84
% according to answer	73.8%	2.4%	1.2%	21.4%	.0%	.0%	1.2%	100.0%
% according to faith	15.0%	50.0%	50.0%	16.2%	.0%	.0%	11.1%	15.4%
% Total	11.4%	.4%	.2%	3.3%	.0%	.0%	.2%	15.4%
Number	138	1	0	44	0	0	2	185
% according to answer	74.6%	.5%	.0%	23.8%	.0%	.0%	1.1%	100.0%
% according to faith	33.5%	25.0%	.0%	39.6%	.0%	.0%	22.2%	34.0%
% Total	25.4%	.2%	.0%	8.1%	.0%	.0%	.4%	34.0%
Number	89	1	0	17	0	3	3	114
% according to answer	78.1%	.9%	.0%	14.9%	.0%	2.6%	2.6%	100.0%
% according to faith	21.6%	25.0%	.0%	15.3%	.0%	100.0%	33.3%	21.0%
% Total	16.4%	.2%	.0%	3.1%	.0%	.6%	.6%	21.0%
Number	98	0	1	26	1	0	3	130
% according to answer	75.4%	.0%	.8%	20.0%	.8%	.0%	2.3%	100.0%
% according to faith	23.8%	.0%	50.0%	23.4%	100.0%	.0%	33.3%	23.9%
% Total	18.0%	.0%	.2%	4.8%	.2%	.0%	.6%	23.9%
Number	1	0	0	0	0	0	0	1
% according to answer	100.0%	.0%	.0%	.0%	.0%	.0%	.0%	100.0%
% according to faith	.2%	.0%	.0%	.0%	.0%	.0%	.0%	.2%
% Total	.2%	.0%	.0%	.0%	.0%	.0%	.0%	.2%
Number	1	0	0	0	0	0	0	1
% according to answer	100.0%	.0%	.0%	.0%	.0%	.0%	.0%	100.0%
% according to faith	.2%	.0%	.0%	.0%	.0%	.0%	.0%	.2%
% Total	.2%	.0%	.0%	.0%	.0%	.0%	.0%	.2%
Number	412	4	2	111	1	3	9	544
% according to answer	75.7%	.7%	.4%	20.4%	.2%	.6%	1.7%	100.0%
% according to faith	100.0%	100.0%	100.0%	100.0%	100.0%	100.0%	100.0%	100.0%
% Total	75.7%	.7%	.4%	20.4%	.2%	.6%	1.7%	100.0%

12. How many religions are there in Macedonia?

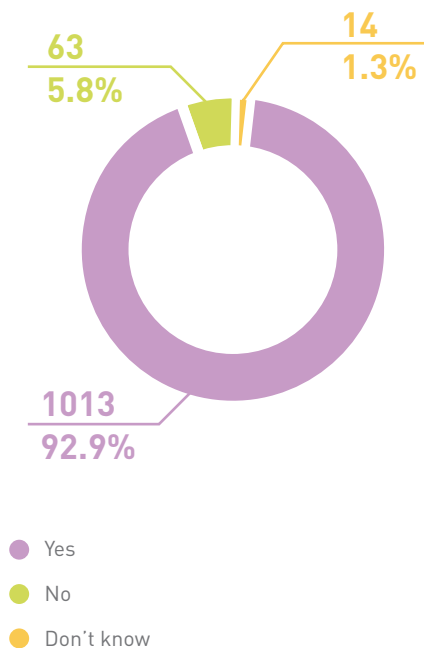


- 1-5
- 5-10
- More than 10
- Don't know

Number	
% according to answer	
% according to faith	
% Total	
Number	
% according to answer	
% according to faith	
% Total	
Number	
% according to answer	
% according to faith	
% Total	
Number	
% according to answer	
% according to faith	
% Total	

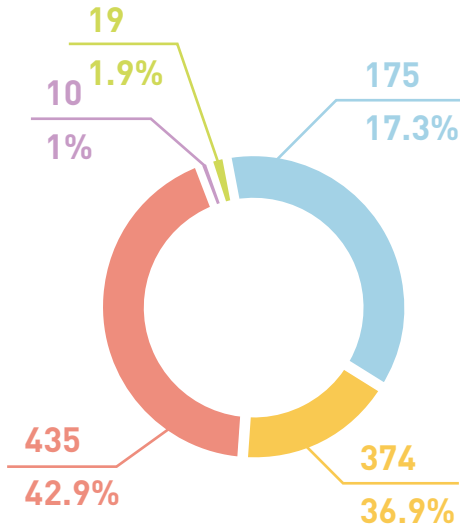
	Orthodox Christian	Protestant / Methodist Evangelical, Jehovah's witness	Catholic christian	Muslim	Muslim Shiit	Muslim Sunit	Atheist / Secular / Agnostic	No answer	Total
Number	298	1	3	144	1	6	7	2	462
% according to answer	64.5%	.2%	.6%	31.2%	.2%	1.3%	1.5%	.4%	100.0%
% according to faith	41.1%	20.0%	100.0%	50.7%	20.0%	14.3%	30.4%	66.7%	42.4%
% Total	27.3%	.1%	.3%	13.2%	.1%	.6%	.6%	.2%	42.4%
Number	265	3	0	66	2	30	8	1	375
% according to answer	70.7%	.8%	.0%	17.6%	.5%	8.0%	2.1%	.3%	100.0%
% according to faith	36.6%	60.0%	.0%	23.2%	40.0%	71.4%	34.8%	33.3%	34.4%
% Total	24.3%	.3%	.0%	6.1%	.2%	2.8%	.7%	.1%	34.4%
Number	101	1	0	34	1	5	3	0	145
% according to answer	69.7%	.7%	.0%	23.4%	.7%	3.4%	2.1%	.0%	100.0%
% according to faith	13.9%	20.0%	.0%	12.0%	20.0%	11.9%	13.0%	.0%	13.3%
% Total	9.3%	.1%	.0%	3.1%	.1%	.5%	.3%	.0%	13.3%
Number	61	0	0	40	1	1	5	0	108
% according to answer	56.5%	.0%	.0%	37.0%	.9%	.9%	4.6%	.0%	100.0%
% according to faith	8.4%	.0%	.0%	14.1%	20.0%	2.4%	21.7%	.0%	9.9%
% Total	5.6%	.0%	.0%	3.7%	.1%	.1%	.5%	.0%	9.9%
Number	725	5	3	284	5	42	23	3	1090
% according to answer	66.5%	.5%	.3%	26.1%	.5%	3.9%	2.1%	.3%	100.0%
% according to faith	100.0%	100.0%	100.0%	100.0%	100.0%	100.0%	100.0%	100.0%	100.0%
% Total	66.5%	.5%	.3%	26.1%	.5%	3.9%	2.1%	.3%	100.0%

13. Do you know people from other religions?



	Orthodox Christian	Protestant (Methodist, Evangelical, Jehovah's witness)	Catholic christian	Muslim	Muslim Shiit	Muslim Sunit	Atheist / Secular / Agnostic	No answer	Total
Number	669	4	2	270	4	40	21	3	1013
% according to answer	66.0%	.4%	.2%	26.7%	.4%	3.9%	2.1%	.3%	100.0%
% according to faith	92.3%	80.0%	66.7%	95.1%	80.0%	95.2%	91.3%	100.0%	92.9%
% Total	61.4%	.4%	.2%	24.8%	.4%	3.7%	1.9%	.3%	92.9%
Number	43	1	1	14	1	2	1	0	63
% according to answer	68.3%	1.6%	1.6%	22.2%	1.6%	3.2%	1.6%	.0%	100.0%
% according to faith	5.9%	20.0%	33.3%	4.9%	20.0%	4.8%	4.3%	.0%	5.8%
% Total	3.9%	.1%	.1%	1.3%	.1%	.2%	.1%	.0%	5.8%
Number	13	0	0	0	0	0	1	0	14
% according to answer	92.9%	.0%	.0%	.0%	.0%	.0%	7.1%	.0%	100.0%
% according to faith	1.8%	.0%	.0%	.0%	.0%	.0%	4.3%	.0%	1.3%
% Total	1.2%	.0%	.0%	.0%	.0%	.0%	.1%	.0%	1.3%
Number	725	5	3	284	5	42	23	3	1090
% according to answer	66.5%	.5%	.3%	26.1%	.5%	3.9%	2.1%	.3%	100.0%
% according to faith	100.0%	100.0%	100.0%	100.0%	100.0%	100.0%	100.0%	100.0%	100.0%
% Total	66.5%	.5%	.3%	26.1%	.5%	3.9%	2.1%	.3%	100.0%

14. If YES, what is your relation to them?



- Partner
- Relatives
- Friends
- Colleagues
- Acquaintances

Number
% according to answer
% according to faith
% Total

Number
% according to answer
% according to faith
% Total

Number
% according to answer
% according to faith
% Total

Number
% according to answer
% according to faith
% Total

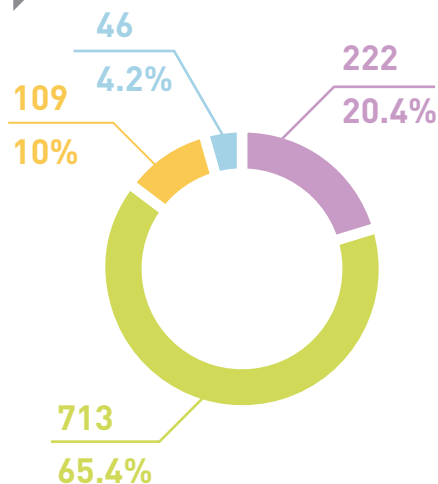
Number
% according to answer
% according to faith
% Total

Number
% according to answer
% according to faith
% Total

Number
% according to answer
% according to faith
% Total

	Orthodox Christian	Protestant (Methodist Evangelical, Jehovah's witness)	Catholic christian	Muslim	Muslim Shiit	Muslim Sunnit	Atheist / Secular / Agnostic	No answer	Total
Number	7	0	0	2	0	0	1	0	10
% according to answer	70.0%	.0%	.0%	20.0%	.0%	.0%	10.0%	.0%	100.0%
% according to faith	1.0%	.0%	.0%	.7%	.0%	.0%	4.8%	.0%	1.0%
% Total	.7%	.0%	.0%	.2%	.0%	.0%	.1%	.0%	1.0%
Number	17	0	0	1	0	0	1	0	19
% according to answer	89.5%	.0%	.0%	5.3%	.0%	.0%	5.3%	.0%	100.0%
% according to faith	2.5%	.0%	.0%	.4%	.0%	.0%	4.8%	.0%	1.9%
% Total	1.7%	.0%	.0%	.1%	.0%	.0%	.1%	.0%	1.9%
Number	261	3	1	67	2	36	3	1	374
% according to answer	69.8%	.8%	.3%	17.9%	.5%	9.6%	.8%	.3%	100.0%
% according to faith	39.0%	75.0%	50.0%	24.8%	50.0%	90.0%	14.3%	33.3%	36.9%
% Total	25.8%	.3%	.1%	6.6%	.2%	3.6%	.3%	.1%	36.9%
Number	95	1	0	69	2	4	4	0	175
% according to answer	54.3%	.6%	.0%	39.4%	1.1%	2.3%	2.3%	.0%	100.0%
% according to faith	14.2%	25.0%	.0%	25.6%	50.0%	10.0%	19.0%	.0%	17.3%
% Total	9.4%	.1%	.0%	6.8%	.2%	.4%	.4%	.0%	17.3%
Number	289	0	1	131	0	0	12	2	435
% according to answer	66.4%	.0%	.2%	30.1%	.0%	.0%	2.8%	.5%	100.0%
% according to faith	43.2%	.0%	50.0%	48.5%	.0%	.0%	57.1%	66.7%	42.9%
% Total	28.5%	.0%	.1%	12.9%	.0%	.0%	1.2%	.2%	42.9%
Number	669	4	2	270	4	40	21	3	1013
% according to answer	66.0%	.4%	.2%	26.7%	.4%	3.9%	2.1%	.3%	100.0%
% according to faith	100.0%	100.0%	100.0%	100.0%	100.0%	100.0%	100.0%	100.0%	100.0%
% Total	66.0%	.4%	.2%	26.7%	.4%	3.9%	2.1%	.3%	100.0%

15. What do you think of the number of churches in Macedonia?

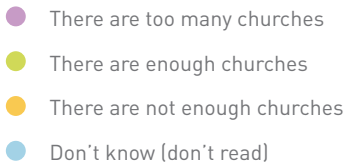


- There are too many churches (Orthodox)
- There are enough churches
- There are not enough churches
- Don't know (don't read)

Number
% according to answer
% according to faith
% Total
Number
% according to answer
% according to faith
% Total
Number
% according to answer
% according to faith
% Total
Number
% according to answer
% according to faith
% Total
Number
% according to answer
% according to faith
% Total

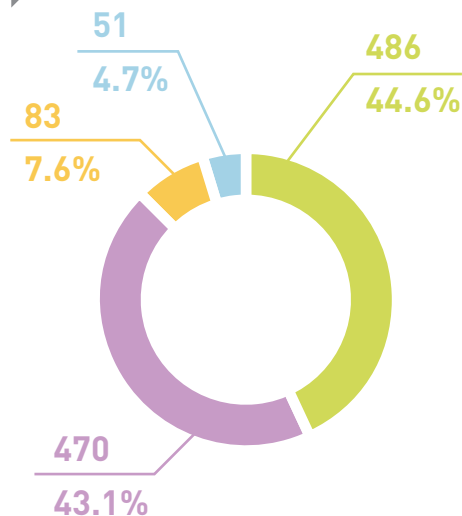
	Ortodox Christian	Protestant (Methodist, Evangelical, Jehovah's witness)	Catholic christian	Muslim	Muslim Shiit	Muslim Sunit	Atheist / Secular / Agnostic	No answer	Total
Number	111	1	1	91	1	5	11	1	222
% according to answer	50.0%	.5%	.5%	41.0%	.5%	2.3%	5.0%	.5%	100.0%
% according to faith	15.3%	20.0%	33.3%	32.0%	20.0%	11.9%	47.8%	33.3%	20.4%
% Total	10.2%	.1%	.1%	8.3%	.1%	.5%	1.0%	.1%	20.4%
Number	529	3	2	130	3	34	11	1	713
% according to answer	74.2%	.4%	.3%	18.2%	.4%	4.8%	1.5%	.1%	100.0%
% according to faith	73.0%	60.0%	66.7%	45.8%	60.0%	81.0%	47.8%	33.3%	65.4%
% Total	48.5%	.3%	.2%	11.9%	.3%	3.1%	1.0%	.1%	65.4%
Number	76	1	0	28	1	3	0	0	109
% according to answer	69.7%	.9%	.0%	25.7%	.9%	2.8%	.0%	.0%	100.0%
% according to faith	10.5%	20.0%	.0%	9.9%	20.0%	7.1%	.0%	.0%	10.0%
% Total	7.0%	.1%	.0%	2.6%	.1%	.3%	.0%	.0%	10.0%
Number	9	0	0	35	0	0	1	1	46
% according to answer	19.6%	.0%	.0%	76.1%	.0%	.0%	2.2%	2.2%	100.0%
% according to faith	1.2%	.0%	.0%	12.3%	.0%	.0%	4.3%	33.3%	4.2%
% Total	.8%	.0%	.0%	3.2%	.0%	.0%	.1%	.1%	4.2%
Number	725	5	3	284	5	42	23	3	1090
% according to answer	66.5%	.5%	.3%	26.1%	.5%	3.9%	2.1%	.3%	100.0%
% according to faith	100.0%	100.0%	100.0%	100.0%	100.0%	100.0%	100.0%	100.0%	100.0%
% Total	66.5%	.5%	.3%	26.1%	.5%	3.9%	2.1%	.3%	100.0%

16. What is your attitude towards the number of churches from other Christian denominations (Catholic, Protestant) in Macedonia?



Orthodox Christian	Protestant (Methodist, Evangelical, Jehovah's witness)	Catholic christian	Muslim	Muslim Shiit	Muslim Sunit	Atheist / Secular / Agnostic	No answer	Total
93	2	1	70	1	2	2	0	171
54.4%	1.2%	.6%	40.9%	.6%	1.2%	1.2%	.0%	100.0%
12.8%	40.0%	33.3%	24.6%	20.0%	4.8%	8.7%	.0%	15.7%
8.5%	.2%	.1%	6.4%	.1%	.2%	.2%	.0%	15.7%
474	2	1	110	3	34	16	2	642
73.8%	.3%	.2%	17.1%	.5%	5.3%	2.5%	.3%	100.0%
65.4%	40.0%	33.3%	38.7%	60.0%	81.0%	69.6%	66.7%	58.9%
43.5%	.2%	.1%	10.1%	.3%	3.1%	1.5%	.2%	58.9%
99	1	1	61	1	2	3	0	168
58.9%	.6%	.6%	36.3%	.6%	1.2%	1.8%	.0%	100.0%
13.7%	20.0%	33.3%	21.5%	20.0%	4.8%	13.0%	.0%	15.4%
9.1%	.1%	.1%	5.6%	.1%	.2%	.3%	.0%	15.4%
59	0	0	43	0	4	2	1	109
54.1%	.0%	.0%	39.4%	.0%	3.7%	1.8%	.9%	100.0%
8.1%	.0%	.0%	15.1%	.0%	9.5%	8.7%	33.3%	10.0%
5.4%	.0%	.0%	3.9%	.0%	.4%	.2%	.1%	10.0%
725	5	3	284	5	42	23	3	1090
66.5%	.5%	.3%	26.1%	.5%	3.9%	2.1%	.3%	100.0%
100.0%	100.0%	100.0%	100.0%	100.0%	100.0%	100.0%	100.0%	100.0%
66.5%	.5%	.3%	26.1%	.5%	3.9%	2.1%	.3%	100.0%

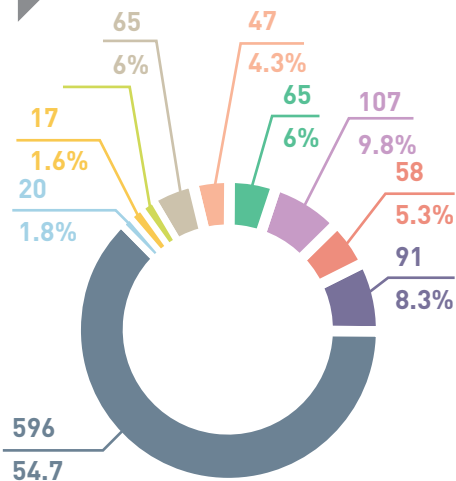
17. What is your attitude towards the number of mosques in Macedonia?



- There are too many mosques
- There are enough mosques
- There are not enough mosques
- Don't know

	Orthodox Christian	Protestant (Methodist, Evangelical, Jehovah's witness)	Catholic christian	Muslim	Muslim Shiit	Muslim Sunit	Atheist / Secular / Agnostic	No answer	Total
Number	409	2	1	35	0	9	13	1	470
% according to answer	87.0%	.4%	.2%	7.4%	.0%	1.9%	2.8%	.2%	100.0%
% according to faith	56.4%	40.0%	33.3%	12.3%	.0%	21.4%	56.5%	33.3%	43.1%
% Total	37.5%	.2%	.1%	3.2%	.0%	.8%	1.2%	.1%	43.1%
Number	282	2	1	158	4	29	9	1	486
% according to answer	58.0%	.4%	.2%	32.5%	.8%	6.0%	1.9%	.2%	100.0%
% according to faith	38.9%	40.0%	33.3%	55.6%	80.0%	69.0%	39.1%	33.3%	44.6%
% Total	25.9%	.2%	.1%	14.5%	.4%	2.7%	.8%	.1%	44.6%
Number	6	1	1	70	1	4	0	0	83
% according to answer	7.2%	1.2%	1.2%	84.3%	1.2%	4.8%	.0%	.0%	100.0%
% according to faith	.8%	20.0%	33.3%	24.6%	20.0%	9.5%	.0%	.0%	7.6%
% Total	.6%	.1%	.1%	6.4%	.1%	.4%	.0%	.0%	7.6%
Number	28	0	0	21	0	0	1	1	51
% according to answer	54.9%	.0%	.0%	41.2%	.0%	.0%	2.0%	2.0%	100.0%
% according to faith	3.9%	.0%	.0%	7.4%	.0%	.0%	4.3%	33.3%	4.7%
% Total	2.6%	.0%	.0%	1.9%	.0%	.0%	.1%	.1%	4.7%
Number	725	5	3	284	5	42	23	3	1090
% according to answer	66.5%	.5%	.3%	26.1%	.5%	3.9%	2.1%	.3%	100.0%
% according to faith	100.0%	100.0%	100.0%	100.0%	100.0%	100.0%	100.0%	100.0%	100.0%
% Total	66.5%	.5%	.3%	26.1%	.5%	3.9%	2.1%	.3%	100.0%

18. On a scale from 1-10 (the most) how much do you identify yourself with your ethnic belonging?



Number

% according to answer

% according to faith

% Total

Number

% according to answer

% according to faith

% Total

Number

% according to answer

% according to faith

% Total

Number

% according to answer

% according to faith

% Total

Number

% according to answer

% according to faith

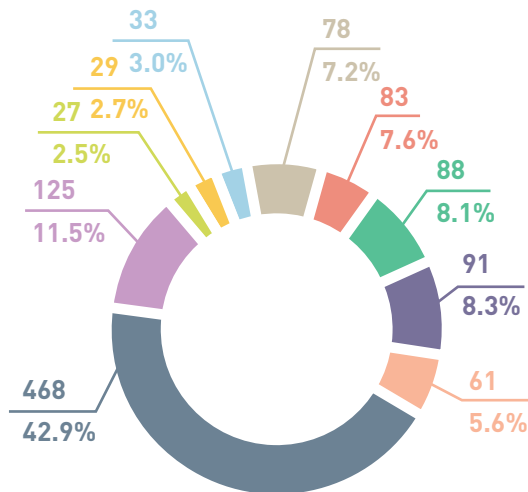
% Total

	Orthodox Christian	Protestant (Methodist, Evangelical, Jehovah's witness)	Catholic christian	Muslim	Muslim Shiit	Muslim Sunit	Atheist / Secular / Agnostic	No answer	Total
Number	27	0	0	77	0	1	1	1	107
% according to answer	25.2%	.0%	.0%	72.0%	.0%	.9%	.9%	.9%	100.0%
% according to faith	3.7%	.0%	.0%	27.1%	.0%	2.4%	4.3%	33.3%	9.8%
% Total	2.5%	.0%	.0%	7.1%	.0%	.1%	.1%	.1%	9.8%
Number	7	0	0	5	0	1	1	0	14
% according to answer	50.0%	.0%	.0%	35.7%	.0%	7.1%	7.1%	.0%	100.0%
% according to faith	1.0%	.0%	.0%	1.8%	.0%	2.4%	4.3%	.0%	1.3%
% Total	.6%	.0%	.0%	.5%	.0%	.1%	.1%	.0%	1.3%
Number	11	0	0	6	0	0	0	0	17
% according to answer	64.7%	.0%	.0%	35.3%	.0%	.0%	.0%	.0%	100.0%
% according to faith	1.5%	.0%	.0%	2.1%	.0%	.0%	.0%	.0%	1.6%
% Total	1.0%	.0%	.0%	.6%	.0%	.0%	.0%	.0%	1.6%
Number	8	0	0	9	0	3	0	0	20
% according to answer	40.0%	.0%	.0%	45.0%	.0%	15.0%	.0%	.0%	100.0%
% according to faith	1.1%	.0%	.0%	3.2%	.0%	7.1%	.0%	.0%	1.8%
% Total	.7%	.0%	.0%	.8%	.0%	.3%	.0%	.0%	1.8%
Number	43	1	0	10	1	0	3	0	58
% according to answer	74.1%	1.7%	.0%	17.2%	1.7%	.0%	5.2%	.0%	100.0%
% according to faith	5.9%	20.0%	.0%	3.5%	20.0%	.0%	13.0%	.0%	5.3%
% Total	3.9%	.1%	.0%	.9%	.1%	.0%	.3%	.0%	5.3%



	Orthodox Christian	Protestant (Methodist, Evangelical, Jehovah's witness)	Catholic christian	Muslim	Muslim Shiit	Muslim Sunit	Atheist / Secular / Agnostic	No answer	Total
Number	33	0	1	6	2	4	1	0	47
% according to answer	70.2%	.0%	2.1%	12.8%	4.3%	8.5%	2.1%	.0%	100.0%
% according to faith	4.6%	.0%	33.3%	2.1%	40.0%	9.5%	4.3%	.0%	4.3%
% Total	3.0%	.0%	.1%	.6%	.2%	.4%	.1%	.0%	4.3%
Number	45	2	0	10	1	5	1	1	65
% according to answer	69.2%	3.1%	.0%	15.4%	1.5%	7.7%	1.5%	1.5%	100.0%
% according to faith	6.2%	40.0%	.0%	3.5%	20.0%	11.9%	4.3%	33.3%	6.0%
% Total	4.1%	.2%	.0%	.9%	.1%	.5%	.1%	.1%	6.0%
Number	76	0	2	6	0	4	2	1	91
% according to answer	83.5%	.0%	2.2%	6.6%	.0%	4.4%	2.2%	1.1%	100.0%
% according to faith	10.5%	.0%	66.7%	2.1%	.0%	9.5%	8.7%	33.3%	8.3%
% Total	7.0%	.0%	.2%	.6%	.0%	.4%	.2%	.1%	8.3%
Number	66	0	0	6	0	1	2	0	75
% according to answer	88.0%	.0%	.0%	8.0%	.0%	1.3%	2.7%	.0%	100.0%
% according to faith	9.1%	.0%	.0%	2.1%	.0%	2.4%	8.7%	.0%	6.9%
% Total	6.1%	.0%	.0%	.6%	.0%	.1%	.2%	.0%	6.9%
Number	409	2	0	149	1	23	12	0	596
% according to answer	68.6%	.3%	.0%	25.0%	.2%	3.9%	2.0%	.0%	100.0%
% according to faith	56.4%	40.0%	.0%	52.5%	20.0%	54.8%	52.2%	.0%	54.7%
% Total	37.5%	.2%	.0%	13.7%	.1%	2.1%	1.1%	.0%	54.7%
Number	725	5	3	284	5	42	23	3	1090
% according to answer	66.5%	.5%	.3%	26.1%	.5%	3.9%	2.1%	.3%	100.0%
% according to faith	100.0%	100.0%	100.0%	100.0%	100.0%	100.0%	100.0%	100.0%	100.0%
% Total	66.5%	.5%	.3%	26.1%	.5%	3.9%	2.1%	.3%	100.0%

19. On a scale from 1-10 (the most) how much do you identify yourself with your faith?



Number	32	0	0	75	0	0	17	1	125
% according to answer	25.6%	.0%	.0%	60.0%	.0%	.0%	13.6%	.8%	100.0%
% according to faith	4.4%	.0%	.0%	26.4%	.0%	.0%	73.9%	33.3%	11.5%
% Total	2.9%	.0%	.0%	6.9%	.0%	.0%	1.6%	.1%	11.5%
Number	15	1	0	10	0	1	0	0	27
% according to answer	55.6%	3.7%	.0%	37.0%	.0%	3.7%	.0%	.0%	100.0%
% according to faith	2.1%	20.0%	.0%	3.5%	.0%	2.4%	.0%	.0%	2.5%
% Total	1.4%	.1%	.0%	.9%	.0%	.1%	.0%	.0%	2.5%
Number	17	1	0	7	0	3	1	0	29
% according to answer	58.6%	3.4%	.0%	24.1%	.0%	10.3%	3.4%	.0%	100.0%
% according to faith	2.3%	20.0%	.0%	2.5%	.0%	7.1%	4.3%	.0%	2.7%
% Total	1.6%	.1%	.0%	.6%	.0%	.3%	.1%	.0%	2.7%
Number	18	0	0	9	0	3	2	1	33
% according to answer	54.5%	.0%	.0%	27.3%	.0%	9.1%	6.1%	3.0%	100.0%
% according to faith	2.5%	.0%	.0%	3.2%	.0%	7.1%	8.7%	33.3%	3.0%
% Total	1.7%	.0%	.0%	.8%	.0%	.3%	.2%	.1%	3.0%
Number	60	0	0	10	2	4	2	0	78
% according to answer	76.9%	.0%	.0%	12.8%	2.6%	5.1%	2.6%	.0%	100.0%
% according to faith	8.3%	.0%	.0%	3.5%	40.0%	9.5%	8.7%	.0%	7.2%
% Total	5.5%	.0%	.0%	.9%	.2%	.4%	.2%	.0%	7.2%

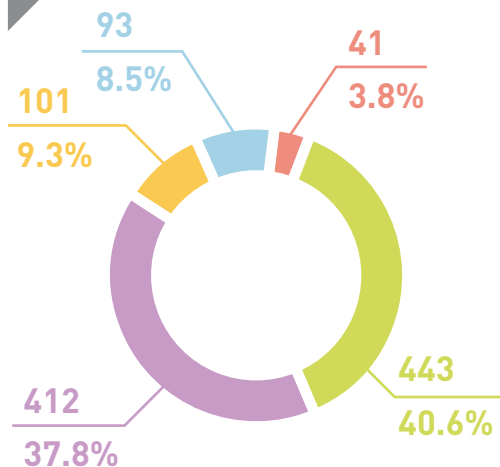


	Orthodox Christian	Protestant (Methodist, Evangelical, Jehovah's witness)	Catholic christian	Muslim	Muslim Shiit	Muslim Sunit	Atheist / Secular / Agnostic	No answer	Total
Number	32	0	0	75	0	0	17	1	125
% according to answer	25.6%	.0%	.0%	60.0%	.0%	.0%	13.6%	.8%	100.0%
% according to faith	4.4%	.0%	.0%	26.4%	.0%	.0%	73.9%	33.3%	11.5%
% Total	2.9%	.0%	.0%	6.9%	.0%	.0%	1.6%	.1%	11.5%
Number	15	1	0	10	0	1	0	0	27
% according to answer	55.6%	3.7%	.0%	37.0%	.0%	3.7%	.0%	.0%	100.0%
% according to faith	2.1%	20.0%	.0%	3.5%	.0%	2.4%	.0%	.0%	2.5%
% Total	1.4%	.1%	.0%	.9%	.0%	.1%	.0%	.0%	2.5%
Number	17	1	0	7	0	3	1	0	29
% according to answer	58.6%	3.4%	.0%	24.1%	.0%	10.3%	3.4%	.0%	100.0%
% according to faith	2.3%	20.0%	.0%	2.5%	.0%	7.1%	4.3%	.0%	2.7%
% Total	1.6%	.1%	.0%	.6%	.0%	.3%	.1%	.0%	2.7%
Number	18	0	0	9	0	3	2	1	33
% according to answer	54.5%	.0%	.0%	27.3%	.0%	9.1%	6.1%	3.0%	100.0%
% according to faith	2.5%	.0%	.0%	3.2%	.0%	7.1%	8.7%	33.3%	3.0%
% Total	1.7%	.0%	.0%	.8%	.0%	.3%	.2%	.1%	3.0%
Number	60	0	0	10	2	4	2	0	78
% according to answer	76.9%	.0%	.0%	12.8%	2.6%	5.1%	2.6%	.0%	100.0%
% according to faith	8.3%	.0%	.0%	3.5%	40.0%	9.5%	8.7%	.0%	7.2%
% Total	5.5%	.0%	.0%	.9%	.2%	.4%	.2%	.0%	7.2%



	Orthodox Christian	Protestant (Methodist, Evangelical, Jehovah's witness)	Catholic christian	Muslim	Muslim Shiit	Muslim Sunit	Atheist / Secular / Agnostic	No answer	Total
Number	46	1	0	5	1	8	0	0	61
% according to answer	75.4%	1.6%	.0%	8.2%	1.6%	13.1%	.0%	.0%	100.0%
% according to faith	6.3%	20.0%	.0%	1.8%	20.0%	19.0%	.0%	.0%	5.6%
% Total	4.2%	.1%	.0%	.5%	.1%	.7%	.0%	.0%	5.6%
Number	58	1	0	17	1	9	1	1	88
% according to answer	65.9%	1.1%	.0%	19.3%	1.1%	10.2%	1.1%	1.1%	100.0%
% according to faith	8.0%	20.0%	.0%	6.0%	20.0%	21.4%	4.3%	33.3%	8.1%
% Total	5.3%	.1%	.0%	1.6%	.1%	.8%	.1%	.1%	8.1%
Number	82	0	1	7	0	8	0	0	98
% according to answer	83.7%	.0%	1.0%	7.1%	.0%	8.2%	.0%	.0%	100.0%
% according to faith	11.3%	.0%	33.3%	2.5%	.0%	19.0%	.0%	.0%	9.0%
% Total	7.5%	.0%	.1%	.6%	.0%	.7%	.0%	.0%	9.0%
Number	71	0	0	8	1	3	0	0	83
% according to answer	85.5%	.0%	.0%	9.6%	1.2%	3.6%	.0%	.0%	100.0%
% according to faith	9.8%	.0%	.0%	2.8%	20.0%	7.1%	.0%	.0%	7.6%
% Total	6.5%	.0%	.0%	.7%	.1%	.3%	.0%	.0%	7.6%
Number	326	1	2	136	0	3	0	0	468
% according to answer	69.7%	.2%	.4%	29.1%	.0%	.6%	.0%	.0%	100.0%
% according to faith	45.0%	20.0%	66.7%	47.9%	.0%	7.1%	.0%	.0%	42.9%
% Total	29.9%	.1%	.2%	12.5%	.0%	.3%	.0%	.0%	42.9%
Number	725	5	3	284	5	42	23	3	1090
% according to answer	66.5%	.5%	.3%	26.1%	.5%	3.9%	2.1%	.3%	100.0%
% according to faith	100.0%	100.0%	100.0%	100.0%	100.0%	100.0%	100.0%	100.0%	100.0%
% Total	66.5%	.5%	.3%	26.1%	.5%	3.9%	2.1%	.3%	100.0%

20. To what extent do you agree with this position: **People of other religions respect my religion/ non-religiousness.**

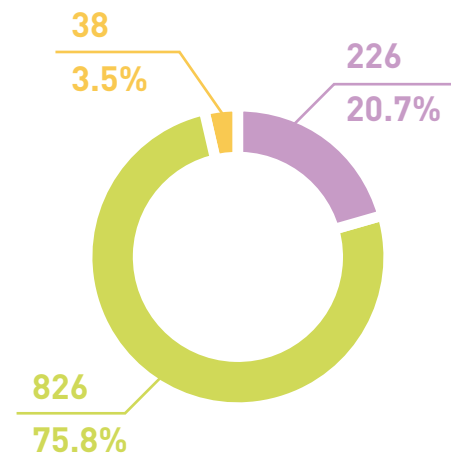


- Completely agree
- Partly agree
- Partly disagree
- Completely disagree
- Don't know

Number
% according to answer
% according to faith
% Total
Number
% according to answer
% according to faith
% Total
Number
% according to answer
% according to faith
% Total
Number
% according to answer
% according to faith
% Total
Number
% according to answer
% according to faith
% Total
Number
% according to answer
% according to faith
% Total
Number
% according to answer
% according to faith
% Total

	Orthodox Christian	Protestant (Methodist, Evangelical, Jehovah's witness)	Catholic christian	Muslim	Muslim Shii	Muslim Sunit	Atheist / Secular / Agnostic	No answer	Total
Number	301	2	1	63	0	34	10	1	412
% according to answer	73.1%	.5%	.2%	15.3%	.0%	8.3%	2.4%	.2%	100.0%
% according to faith	41.5%	40.0%	33.3%	22.2%	.0%	81.0%	43.5%	33.3%	37.8%
% Total	27.6%	.2%	.1%	5.8%	.0%	3.1%	.9%	.1%	37.8%
Number	325	2	2	97	4	4	7	2	443
% according to answer	73.4%	.5%	.5%	21.9%	.9%	.9%	1.6%	.5%	100.0%
% according to faith	44.8%	40.0%	66.7%	34.2%	80.0%	9.5%	30.4%	66.7%	40.6%
% Total	29.8%	.2%	.2%	8.9%	.4%	.4%	.6%	.2%	40.6%
Number	61	0	0	39	0	1	0	0	101
% according to answer	60.4%	.0%	.0%	38.6%	.0%	1.0%	.0%	.0%	100.0%
% according to faith	8.4%	.0%	.0%	13.7%	.0%	2.4%	.0%	.0%	9.3%
% Total	5.6%	.0%	.0%	3.6%	.0%	.1%	.0%	.0%	9.3%
Number	20	0	0	67	1	3	2	0	93
% according to answer	21.5%	.0%	.0%	72.0%	1.1%	3.2%	2.2%	.0%	100.0%
% according to faith	2.8%	.0%	.0%	23.6%	20.0%	7.1%	8.7%	.0%	8.5%
% Total	1.8%	.0%	.0%	6.1%	.1%	.3%	.2%	.0%	8.5%
Number	18	1	0	18	0	0	4	0	41
% according to answer	43.9%	2.4%	.0%	43.9%	.0%	.0%	9.8%	.0%	100.0%
% according to faith	2.5%	20.0%	.0%	6.3%	.0%	.0%	17.4%	.0%	3.8%
% Total	1.7%	.1%	.0%	1.7%	.0%	.0%	.4%	.0%	3.8%
Number	725	5	3	284	5	42	23	3	1090
% according to answer	66.5%	.5%	.3%	26.1%	.5%	3.9%	2.1%	.3%	100.0%
% according to faith	100.0%	100.0%	100.0%	100.0%	100.0%	100.0%	100.0%	100.0%	100.0%
% Total	66.5%	.5%	.3%	26.1%	.5%	3.9%	2.1%	.3%	100.0%

21. Have you been in a situation where someone has expressed disrespect of their religious belonging?

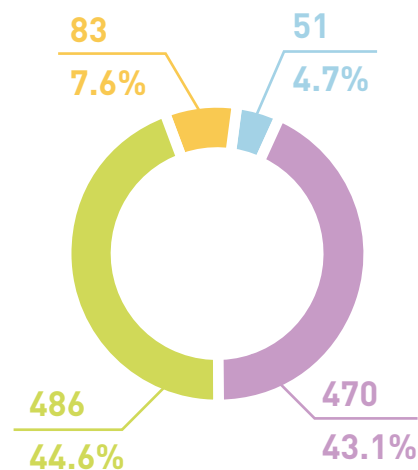


- Yes
- No
- Don't know

Number
% according to answer
% according to faith
% Total
Number
% according to answer
% according to faith
% Total
Number
% according to answer
% according to faith
% Total
Number
% according to answer
% according to faith
% Total

Orthodox Christian	Protestant (Methodist, Evangelical, Jehovah's witness)	Catholic christian	Muslim	Muslim Shiit	Muslim Sunit	Atheist / Secular / Agnostic	No answer	Total
116	2	1	88	2	13	4	0	226
51.3%	.9%	.4%	38.9%	.9%	5.8%	1.8%	.0%	100.0%
16.0%	40.0%	33.3%	31.0%	40.0%	31.0%	17.4%	.0%	20.7%
10.6%	.2%	.1%	8.1%	.2%	1.2%	.4%	.0%	20.7%
586	2	1	184	3	29	18	3	826
70.9%	.2%	.1%	22.3%	.4%	3.5%	2.2%	.4%	100.0%
80.8%	40.0%	33.3%	64.8%	60.0%	69.0%	78.3%	100.0%	75.8%
53.8%	.2%	.1%	16.9%	.3%	2.7%	1.7%	.3%	75.8%
23	1	1	12	0	0	1	0	38
60.5%	2.6%	2.6%	31.6%	.0%	.0%	2.6%	.0%	100.0%
3.2%	20.0%	33.3%	4.2%	.0%	.0%	4.3%	.0%	3.5%
2.1%	.1%	.1%	1.1%	.0%	.0%	.1%	.0%	3.5%
725	5	3	284	5	42	23	3	1090
66.5%	.5%	.3%	26.1%	.5%	3.9%	2.1%	.3%	100.0%
100.0%	100.0%	100.0%	100.0%	100.0%	100.0%	100.0%	100.0%	100.0%
66.5%	.5%	.3%	26.1%	.5%	3.9%	2.1%	.3%	100.0%

22. If yes, how often has that happen? *



- Once
- A few times
- Several times
- Don't know

Number

% according to answer

% according to faith

% Total

Number

% according to answer

% according to faith

% Total

Number

% according to answer

% according to faith

% Total

Number

% according to answer

% according to faith

% Total

Number

% according to answer

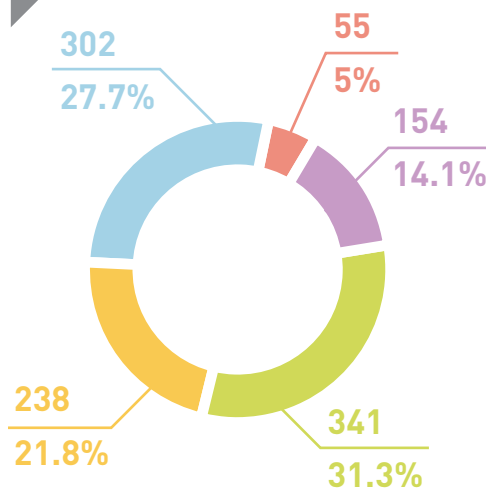
% according to faith

% Total

Orthodox Christian	Protestant (Methodist, Evangelical, Jehovah's witness)	Catholic christian	Muslim	Muslim Shiit	Muslim Sunit	Atheist / Secular / Agnostic	Total
28	0	0	26	1	3	1	59
47.5%	.0%	.0%	44.1%	1.7%	5.1%	1.7%	100.0%
24.1%	.0%	.0%	29.5%	50.0%	23.1%	25.0%	26.1%
12.4%	.0%	.0%	11.5%	.4%	1.3%	.4%	26.1%
57	2	0	45	1	4	3	112
50.9%	1.8%	.0%	40.2%	.9%	3.6%	2.7%	100.0%
49.1%	100.0%	.0%	51.1%	50.0%	30.8%	75.0%	49.6%
25.2%	.9%	.0%	19.9%	.4%	1.8%	1.3%	49.6%
24	0	1	16	0	6	0	47
51.1%	.0%	2.1%	34.0%	.0%	12.8%	.0%	100.0%
20.7%	.0%	100.0%	18.2%	.0%	46.2%	.0%	20.8%
10.6%	.0%	.4%	7.1%	.0%	2.7%	.0%	20.8%
7	0	0	1	0	0	0	8
87.5%	.0%	.0%	12.5%	.0%	.0%	.0%	100.0%
6.0%	.0%	.0%	1.1%	.0%	.0%	.0%	3.5%
3.1%	.0%	.0%	.4%	.0%	.0%	.0%	3.5%
116	2	1	88	2	13	4	226
51.3%	.9%	.4%	38.9%	.9%	5.8%	1.8%	100.0%
100.0%	100.0%	100.0%	100.0%	100.0%	100.0%	100.0%	100.0%
51.3%	.9%	.4%	38.9%	.9%	5.8%	1.8%	100.0%

* Percentages refer only to those respondents that answered with YES

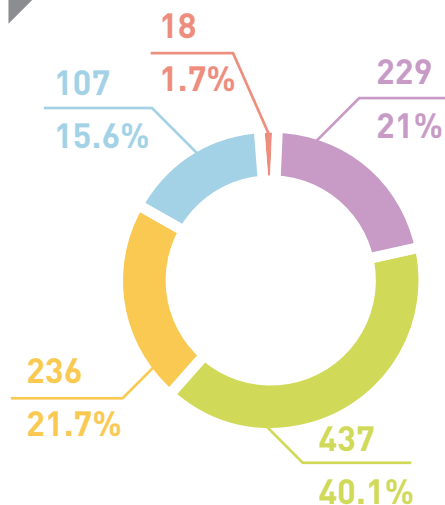
23. To what extent do you agree with this position: Members of foreign religious communities and religious groups who comply with the legal conditions should have the freedom to register and work in Macedonia in order to spread their beliefs.



- Completely agree
- Partly agree
- Partly disagree
- Completely disagree
- Don't know

	Number	69	4	2	69	1	2	6	1	154
% according to answer		44.8%	2.6%	1.3%	44.8%	.6%	1.3%	3.9%	.6%	100.0%
% according to faith		9.5%	80.0%	66.7%	24.3%	20.0%	4.8%	26.1%	33.3%	14.1%
% Total		6.3%	.4%	.2%	6.3%	.1%	.2%	.6%	.1%	14.1%
	Number	228	0	0	74	2	28	9	0	341
% according to answer		66.9%	.0%	.0%	21.7%	.6%	8.2%	2.6%	.0%	100.0%
% according to faith		31.4%	.0%	.0%	26.1%	40.0%	66.7%	39.1%	.0%	31.3%
% Total		20.9%	.0%	.0%	6.8%	.2%	2.6%	.8%	.0%	31.3%
	Number	183	0	0	38	2	10	3	2	238
% according to answer		76.9%	.0%	.0%	16.0%	.8%	4.2%	1.3%	.8%	100.0%
% according to faith		25.2%	.0%	.0%	13.4%	40.0%	23.8%	13.0%	66.7%	21.8%
% Total		16.8%	.0%	.0%	3.5%	.2%	.9%	.3%	.2%	21.8%
	Number	211	0	1	84	0	2	4	0	302
% according to answer		69.9%	.0%	.3%	27.8%	.0%	.7%	1.3%	.0%	100.0%
% according to faith		29.1%	.0%	33.3%	29.6%	.0%	4.8%	17.4%	.0%	27.7%
% Total		19.4%	.0%	.1%	7.7%	.0%	.2%	.4%	.0%	27.7%
	Number	34	1	0	19	0	0	1	0	55
% according to answer		61.8%	1.8%	.0%	34.5%	.0%	.0%	1.8%	.0%	100.0%
% according to faith		4.7%	20.0%	.0%	6.7%	.0%	.0%	4.3%	.0%	5.0%
% Total		3.1%	.1%	.0%	1.7%	.0%	.0%	.1%	.0%	5.0%
	Number	725	5	3	284	5	42	23	3	1090
% according to answer		66.5%	.5%	.3%	26.1%	.5%	3.9%	2.1%	.3%	100.0%
% according to faith		100.0%	100.0%	100.0%	100.0%	100.0%	100.0%	100.0%	100.0%	100.0%
% Total		66.5%	.5%	.3%	26.1%	.5%	3.9%	2.1%	.3%	100.0%

24. To what extent do you agree with this position: **There is interreligious tolerance among people in Macedonia.**

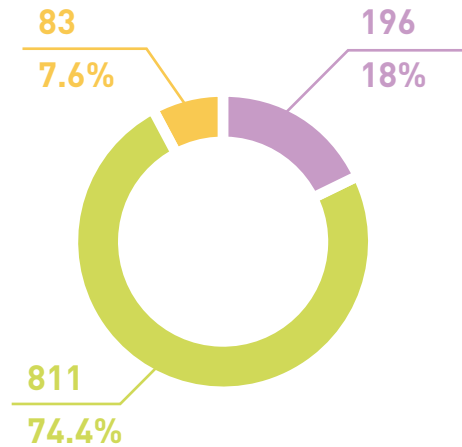


- Completely agree
- Partly agree
- Partly disagree
- Completely disagree
- Don't know

	Number	% according to answer	% according to faith	% Total
Completely agree	229	21%	21%	21%
Partly agree	437	40.1%	40.1%	40.1%
Partly disagree	236	21.7%	21.7%	21.7%
Completely disagree	107	15.6%	15.6%	15.6%
Don't know	18	1.7%	1.7%	1.7%

	Ortodox Christian	Protestant (Methodist, Evangelical, Jehovah's witness)	Catholic christian	Muslim	Muslim Shiit	Muslim Sunit	Atheist / Secular / Agnostic	No answer	Total
Number	164	3	2	55	0	2	3	0	229
% according to answer	71.6%	1.3%	.9%	24.0%	.0%	.9%	1.3%	.0%	100.0%
% according to faith	22.6%	60.0%	66.7%	19.4%	.0%	4.8%	13.0%	.0%	21.0%
% Total	15.0%	.3%	.2%	5.0%	.0%	.2%	.3%	.0%	21.0%
Number	283	1	1	108	2	32	8	2	437
% according to answer	64.8%	.2%	.2%	24.7%	.5%	7.3%	1.8%	.5%	100.0%
% according to faith	39.0%	20.0%	33.3%	38.0%	40.0%	76.2%	34.8%	66.7%	40.1%
% Total	26.0%	.1%	.1%	9.9%	.2%	2.9%	.7%	.2%	40.1%
Number	170	1	0	50	3	5	6	1	236
% according to answer	72.0%	.4%	.0%	21.2%	1.3%	2.1%	2.5%	.4%	100.0%
% according to faith	23.4%	20.0%	.0%	17.6%	60.0%	11.9%	26.1%	33.3%	21.7%
% Total	15.6%	.1%	.0%	4.6%	.3%	.5%	.6%	.1%	21.7%
Number	95	0	0	67	0	3	5	0	170
% according to answer	55.9%	.0%	.0%	39.4%	.0%	1.8%	2.9%	.0%	100.0%
% according to faith	13.1%	.0%	.0%	23.6%	.0%	7.1%	21.7%	.0%	15.6%
% Total	8.7%	.0%	.0%	6.1%	.0%	.3%	.5%	.0%	15.6%
Number	13	0	0	4	0	0	1	0	18
% according to answer	72.2%	.0%	.0%	22.2%	.0%	.0%	5.6%	.0%	100.0%
% according to faith	1.8%	.0%	.0%	1.4%	.0%	.0%	4.3%	.0%	1.7%
% Total	1.2%	.0%	.0%	.4%	.0%	.0%	.1%	.0%	1.7%
Number	725	5	3	284	5	42	23	3	1090
% according to answer	66.5%	.5%	.3%	26.1%	.5%	3.9%	2.1%	.3%	100.0%
% according to faith	100.0%	100.0%	100.0%	100.0%	100.0%	100.0%	100.0%	100.0%	100.0%
% Total	66.5%	.5%	.3%	26.1%	.5%	3.9%	2.1%	.3%	100.0%

25. Would you marry a person from another religion?

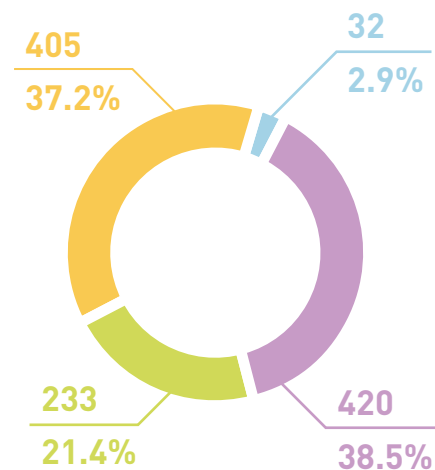


- Yes
- No
- Don't know

Number	
% according to answer	
% according to faith	
% Total	
Number	
% according to answer	
% according to faith	
% Total	
Number	
% according to answer	
% according to faith	
% Total	
Number	
% according to answer	
% according to faith	
% Total	

	Orthodox Christian	Protestant (Methodist, Evangelical, Jehovah's witness)	Catholic christian	Muslim	Muslim Shiit	Muslim Sunit	Atheist / Secular / Agnostic	No answer	Total
Number	140	3	0	32	1	1	16	3	196
% according to answer	71.4%	1.5%	.0%	16.3%	.5%	.5%	8.2%	1.5%	100.0%
% according to faith	19.3%	60.0%	.0%	11.3%	20.0%	2.4%	69.6%	100.0%	18.0%
% Total	12.8%	.3%	.0%	2.9%	.1%	.1%	1.5%	.3%	18.0%
Number	522	1	2	236	4	41	5	0	811
% according to answer	64.4%	.1%	.2%	29.1%	.5%	5.1%	.6%	.0%	100.0%
% according to faith	72.0%	20.0%	66.7%	83.1%	80.0%	97.6%	21.7%	.0%	74.4%
% Total	47.9%	.1%	.2%	21.7%	.4%	3.8%	.5%	.0%	74.4%
Number	63	1	1	16	0	0	2	0	83
% according to answer	75.9%	1.2%	1.2%	19.3%	.0%	.0%	2.4%	.0%	100.0%
% according to faith	8.7%	20.0%	33.3%	5.6%	.0%	.0%	8.7%	.0%	7.6%
% Total	5.8%	.1%	.1%	1.5%	.0%	.0%	.2%	.0%	7.6%
Number	725	5	3	284	5	42	23	3	1090
% according to answer	66.5%	.5%	.3%	26.1%	.5%	3.9%	2.1%	.3%	100.0%
% according to faith	100.0%	100.0%	100.0%	100.0%	100.0%	100.0%	100.0%	100.0%	100.0%
% Total	66.5%	.5%	.3%	26.1%	.5%	3.9%	2.1%	.3%	100.0%

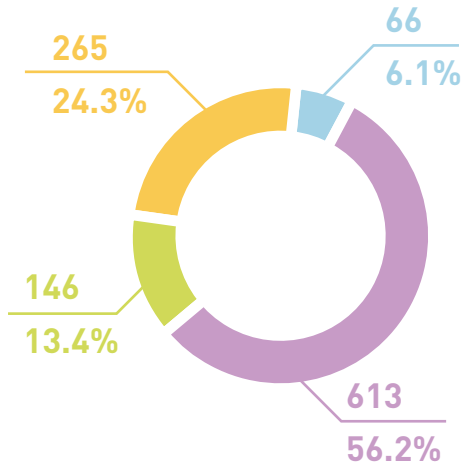
26. With which one of these positions concerning religions in Macedonia do you agree with:



- My religion spreads good values
- I also know other religions that spread good values
- All religions spread good values
- Don't know

	Orthodox Christian	Protestant (Methodist, Evangelical, Jehovah's witness)	Catholic christian	Muslim	Muslim Shiit	Muslim Sunit	Atheist / Secular / Agnostic	No answer	Total
Number	245	2	2	152	3	15	1	0	420
% according to answer	58.3%	.5%	.5%	36.2%	.7%	3.6%	.2%	.0%	100.0%
% according to faith	33.8%	40.0%	66.7%	53.5%	60.0%	35.7%	4.3%	.0%	38.5%
% Total	22.5%	.2%	.2%	13.9%	.3%	1.4%	.1%	.0%	38.5%
Number	178	0	0	47	1	3	4	0	233
% according to answer	76.4%	.0%	.0%	20.2%	.4%	1.3%	1.7%	.0%	100.0%
% according to faith	24.6%	.0%	.0%	16.5%	20.0%	7.1%	17.4%	.0%	21.4%
% Total	16.3%	.0%	.0%	4.3%	.1%	.3%	.4%	.0%	21.4%
Number	283	3	1	82	1	24	9	2	405
% according to answer	69.9%	.7%	.2%	20.2%	.2%	5.9%	2.2%	.5%	100.0%
% according to faith	39.0%	60.0%	33.3%	28.9%	20.0%	57.1%	39.1%	66.7%	37.2%
% Total	26.0%	.3%	.1%	7.5%	.1%	2.2%	.8%	.2%	37.2%
Number	19	0	0	3	0	0	9	1	32
% according to answer	59.4%	.0%	.0%	9.4%	.0%	.0%	28.1%	3.1%	100.0%
% according to faith	2.6%	.0%	.0%	1.1%	.0%	.0%	39.1%	33.3%	2.9%
% Total	1.7%	.0%	.0%	.3%	.0%	.0%	.8%	.1%	2.9%
Number	725	5	3	284	5	42	23	3	1090
% according to answer	66.5%	.5%	.3%	26.1%	.5%	3.9%	2.1%	.3%	100.0%
% according to faith	100.0%	100.0%	100.0%	100.0%	100.0%	100.0%	100.0%	100.0%	100.0%
% Total	66.5%	.5%	.3%	26.1%	.5%	3.9%	2.1%	.3%	100.0%

27. Separation of religion from the state is:

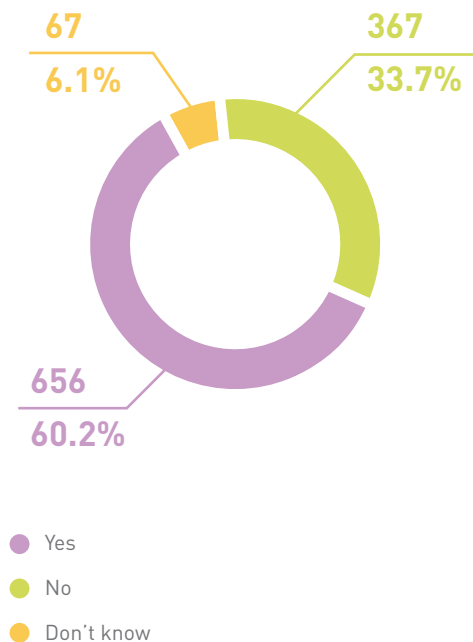


- Good
- Bad
- Neither good nor bad
- Don't know

Number
% according to answer
% according to faith
% Total
Number
% according to answer
% according to faith
% Total
Number
% according to answer
% according to faith
% Total
Number
% according to answer
% according to faith
% Total
Number
% according to answer
% according to faith
% Total

	Orthodox Christian	Protestant (Methodist, Evangelical, Jehovah's witness)	Catholic christian	Muslim	Muslim Shiit	Muslim Sunit	Atheist / Secular / Agnostic	No answer	Total
Number	465	4	2	92	1	32	15	2	613
% according to answer	75.9%	.7%	.3%	15.0%	.2%	5.2%	2.4%	.3%	100.0%
% according to faith	64.1%	80.0%	66.7%	32.4%	20.0%	76.2%	65.2%	66.7%	56.2%
% Total	42.7%	.4%	.2%	8.4%	.1%	2.9%	1.4%	.2%	56.2%
Number	41	0	0	93	4	7	1	0	146
% according to answer	28.1%	.0%	.0%	63.7%	2.7%	4.8%	.7%	.0%	100.0%
% according to faith	5.7%	.0%	.0%	32.7%	80.0%	16.7%	4.3%	.0%	13.4%
% Total	3.8%	.0%	.0%	8.5%	.4%	.6%	.1%	.0%	13.4%
Number	196	0	0	61	0	3	4	1	265
% according to answer	74.0%	.0%	.0%	23.0%	.0%	1.1%	1.5%	.4%	100.0%
% according to faith	27.0%	.0%	.0%	21.5%	.0%	7.1%	17.4%	33.3%	24.3%
% Total	18.0%	.0%	.0%	5.6%	.0%	.3%	.4%	.1%	24.3%
Number	23	1	1	38	0	0	3	0	66
% according to answer	34.8%	1.5%	1.5%	57.6%	.0%	.0%	4.5%	.0%	100.0%
% according to faith	3.2%	20.0%	33.3%	13.4%	.0%	.0%	13.0%	.0%	6.1%
% Total	2.1%	.1%	.1%	3.5%	.0%	.0%	.3%	.0%	6.1%
Number	725	5	3	284	5	42	23	3	1090
% according to answer	66.5%	.5%	.3%	26.1%	.5%	3.9%	2.1%	.3%	100.0%
% according to faith	100.0%	100.0%	100.0%	100.0%	100.0%	100.0%	100.0%	100.0%	100.0%
% Total	66.5%	.5%	.3%	26.1%	.5%	3.9%	2.1%	.3%	100.0%

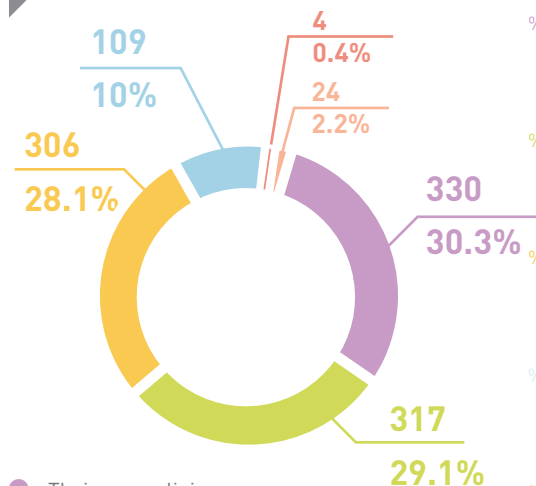
28. Do you consider that religious education should be thought in primary schools?



Number
% according to answer
% according to faith
% Total
Number
% according to answer
% according to faith
% Total
Number
% according to answer
% according to faith
% Total
Number
% according to answer
% according to faith
% Total

	Ortodox Christian	Protestant (Methodist, Evangelical, Jehovah's witness)	Catholic christian	Mustim	Muslim Shiit	Muslim Sunit	Atheist / Secular / Agnostic	No answer	Total
Number	400	3	1	237	3	8	4	0	656
% according to answer	61.0%	.5%	.2%	36.1%	.5%	1.2%	.6%	.0%	100.0%
% according to faith	55.2%	60.0%	33.3%	83.5%	60.0%	19.0%	17.4%	.0%	60.2%
% Total	36.7%	.3%	.1%	21.7%	.3%	.7%	.4%	.0%	60.2%
Number	272	2	1	38	2	33	16	3	367
% according to answer	74.1%	.5%	.3%	10.4%	.5%	9.0%	4.4%	.8%	100.0%
% according to faith	37.5%	40.0%	33.3%	13.4%	40.0%	78.6%	69.6%	100.0%	33.7%
% Total	25.0%	.2%	.1%	3.5%	.2%	3.0%	1.5%	.3%	33.7%
Number	53	0	1	9	0	1	3	0	67
% according to answer	79.1%	.0%	1.5%	13.4%	.0%	1.5%	4.5%	.0%	100.0%
% according to faith	7.3%	.0%	33.3%	3.2%	.0%	2.4%	13.0%	.0%	6.1%
% Total	4.9%	.0%	.1%	.8%	.0%	.1%	.3%	.0%	6.1%
Number	725	5	3	284	5	42	23	3	1090
% according to answer	66.5%	.5%	.3%	26.1%	.5%	3.9%	2.1%	.3%	100.0%
% according to faith	100.0%	100.0%	100.0%	100.0%	100.0%	100.0%	100.0%	100.0%	100.0%
% Total	66.5%	.5%	.3%	26.1%	.5%	3.9%	2.1%	.3%	100.0%

29. If religious education is thought is school, then students should learn about:

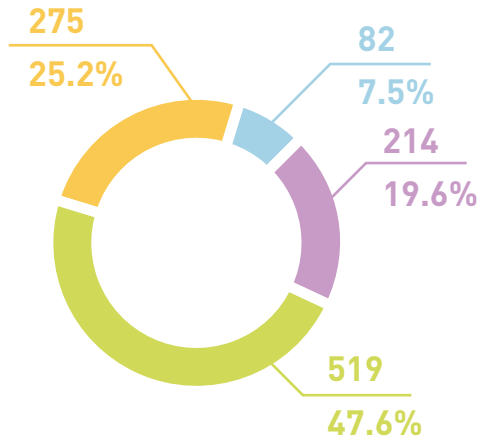


- Their own religion
- About all religions practiced in Macedonia
- About the largest religions in the world
- They should have the right not to take religious education
- Other
- Don't know

Number
% according to answer
% according to faith
% Total
Number
% according to answer
% according to faith
% Total
Number
% according to answer
% according to faith
% Total
Number
% according to answer
% according to faith
% Total
Number
% according to answer
% according to faith
% Total
Number
% according to answer
% according to faith
% Total
Number
% according to answer
% according to faith
% Total
Number
% according to answer
% according to faith
% Total
Number
% according to answer
% according to faith
% Total

	Orthodox Christian	Protestant (Methodist, Evangelical, Jehovah's witness)	Catholic christian	Muslim	Muslim Shiit	Muslim Sunit	Atheist / Secular / Agnostic	No answer
175	0	1	138	3	12	1	0	330
53.0%	.0%	.3%	41.8%	.9%	3.6%	.3%	.0%	100.0%
24.1%	.0%	33.3%	48.6%	60.0%	28.6%	4.3%	.0%	30.3%
16.1%	.0%	.1%	12.7%	.3%	1.1%	.1%	.0%	30.3%
217	2	0	89	1	2	6	0	317
68.5%	.6%	.0%	28.1%	.3%	.6%	1.9%	.0%	100.0%
29.9%	40.0%	.0%	31.3%	20.0%	4.8%	26.1%	.0%	29.1%
19.9%	.2%	.0%	8.2%	.1%	.2%	.6%	.0%	29.1%
224	2	1	46	0	27	6	0	306
73.2%	.7%	.3%	15.0%	.0%	8.8%	2.0%	.0%	100.0%
30.9%	40.0%	33.3%	16.2%	.0%	64.3%	26.1%	.0%	28.1%
20.6%	.2%	.1%	4.2%	.0%	2.5%	.6%	.0%	28.1%
89	0	0	8	1	1	7	3	109
81.7%	.0%	.0%	7.3%	.9%	.9%	6.4%	2.8%	100.0%
12.3%	.0%	.0%	2.8%	20.0%	2.4%	30.4%	100.0%	10.0%
8.2%	.0%	.0%	.7%	.1%	.1%	.6%	.3%	10.0%
2	1	0	0	0	0	1	0	4
50.0%	25.0%	.0%	.0%	.0%	.0%	25.0%	.0%	100.0%
.3%	20.0%	.0%	.0%	.0%	.0%	4.3%	.0%	.4%
.2%	.1%	.0%	.0%	.0%	.0%	.1%	.0%	.4%
18	0	1	3	0	0	2	0	24
75.0%	.0%	4.2%	12.5%	.0%	.0%	8.3%	.0%	100.0%
2.5%	.0%	33.3%	1.1%	.0%	.0%	8.7%	.0%	2.2%
1.7%	.0%	.1%	.3%	.0%	.0%	.2%	.0%	2.2%
725	5	3	284	5	42	23	3	1090
66.5%	.5%	.3%	26.1%	.5%	3.9%	2.1%	.3%	100.0%
100.0%	100.0%	100.0%	100.0%	100.0%	100.0%	100.0%	100.0%	100.0%
66.5%	.5%	.3%	26.1%	.5%	3.9%	2.1%	.3%	100.0%

30. What position do you most agree with?

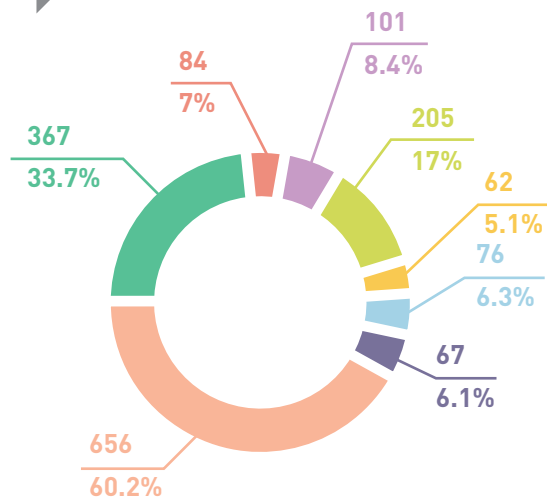


- The state treats my religion equally as other religions
- Yes, the state treats all religious communities equally
- No, the state does not treat all religious communities equally
- Don't know

Number	173	1	1	37	0	2	0	214
% according to answer	80.8%	.5%	.5%	17.3%	.0%	.9%	.0%	100.0%
% according to faith	23.9%	20.0%	33.3%	13.0%	.0%	4.8%	.0%	19.6%
% Total	15.9%	.1%	.1%	3.4%	.0%	.2%	.0%	19.6%
Number	426	1	2	69	1	6	12	519
% according to answer	82.1%	.2%	.4%	13.3%	.2%	1.2%	2.3%	100.0%
% according to faith	58.8%	20.0%	66.7%	24.3%	20.0%	14.3%	52.2%	47.6%
% Total	39.1%	.1%	.2%	6.3%	.1%	.6%	1.1%	47.6%
Number	88	2	0	147	4	34	0	275
% according to answer	32.0%	.7%	.0%	53.5%	1.5%	12.4%	.0%	100.0%
% according to faith	12.1%	40.0%	.0%	51.8%	80.0%	81.0%	.0%	25.2%
% Total	8.1%	.2%	.0%	13.5%	.4%	3.1%	.0%	25.2%
Number	38	1	0	31	0	0	11	82
% according to answer	46.3%	1.2%	.0%	37.8%	.0%	.0%	13.4%	100.0%
% according to faith	5.2%	20.0%	.0%	10.9%	.0%	.0%	47.8%	7.5%
% Total	3.5%	.1%	.0%	2.8%	.0%	.0%	1.0%	7.5%
Number	725	5	3	284	5	42	23	1090
% according to answer	66.5%	.5%	.3%	26.1%	.5%	3.9%	2.1%	100.0%
% according to faith	100.0%	100.0%	100.0%	100.0%	100.0%	100.0%	100.0%	100.0%
% Total	66.5%	.5%	.3%	26.1%	.5%	3.9%	2.1%	100.0%

	Orthodox Christian	Protestant (Methodist, Evangelical, Jehovah's witness)	Catholic christian	Muslim	Muslim Shiit	Muslim Sunit	Atheist / Secular / Agnostic	No answer	Total
Number	173	1	1	37	0	2	0	0	214
% according to answer	80.8%	.5%	.5%	17.3%	.0%	.9%	.0%	.0%	100.0%
% according to faith	23.9%	20.0%	33.3%	13.0%	.0%	4.8%	.0%	.0%	19.6%
% Total	15.9%	.1%	.1%	3.4%	.0%	.2%	.0%	.0%	19.6%
Number	426	1	2	69	1	6	12	2	519
% according to answer	82.1%	.2%	.4%	13.3%	.2%	1.2%	2.3%	.4%	100.0%
% according to faith	58.8%	20.0%	66.7%	24.3%	20.0%	14.3%	52.2%	66.7%	47.6%
% Total	39.1%	.1%	.2%	6.3%	.1%	.6%	1.1%	.2%	47.6%
Number	88	2	0	147	4	34	0	0	275
% according to answer	32.0%	.7%	.0%	53.5%	1.5%	12.4%	.0%	.0%	100.0%
% according to faith	12.1%	40.0%	.0%	51.8%	80.0%	81.0%	.0%	.0%	25.2%
% Total	8.1%	.2%	.0%	13.5%	.4%	3.1%	.0%	.0%	25.2%
Number	38	1	0	31	0	0	11	1	82
% according to answer	46.3%	1.2%	.0%	37.8%	.0%	.0%	13.4%	1.2%	100.0%
% according to faith	5.2%	20.0%	.0%	10.9%	.0%	.0%	47.8%	33.3%	7.5%
% Total	3.5%	.1%	.0%	2.8%	.0%	.0%	1.0%	.1%	7.5%
Number	725	5	3	284	5	42	23	3	1090
% according to answer	66.5%	.5%	.3%	26.1%	.5%	3.9%	2.1%	.3%	100.0%
% according to faith	100.0%	100.0%	100.0%	100.0%	100.0%	100.0%	100.0%	100.0%	100.0%
% Total	66.5%	.5%	.3%	26.1%	.5%	3.9%	2.1%	.3%	100.0%

31. According to you, which one/s of the religious communities are not treated equally by the state?



- Macedonian Orthodox Church
- Islamic Religious Community
- Catholic church
- United-Methodist Church
- Jewish Community
- The state treats all of them equally
- Don't know

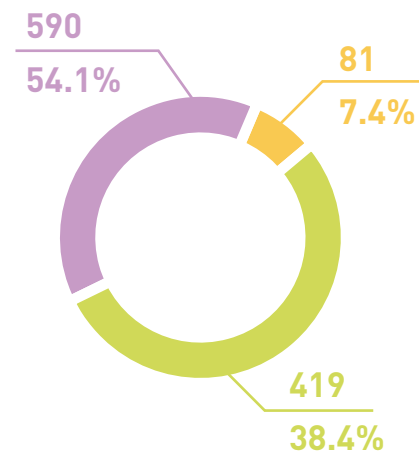
	Orthodox Christian	Protestant (Methodist, Evangelical, Jehovah's witness)	Catholic christian	Muslim	Muslim Shiit	Muslim Sunit	Atheist / Secular / Agnostic	No answer
57	1	0	34	3	5	1	0	101
56.4%	1.0%	.0%	33.7%	3.0%	5.0%	1.0%	.0%	
7.2%	16.7%	.0%	10.2%	50.0%	11.4%	4.3%	.0%	
4.7%	.1%	.0%	2.8%	.2%	.4%	.1%	.0%	8.4%
46	0	1	121	3	34	0	0	205
22.4%	.0%	.5%	59.0%	1.5%	16.6%	.0%	.0%	
5.8%	.0%	25.0%	36.3%	50.0%	77.3%	.0%	.0%	
3.8%	.0%	.1%	10.0%	.2%	2.8%	.0%	.0%	17.0%
39	1	0	18	0	4	0	0	62
62.9%	1.6%	.0%	29.0%	.0%	6.5%	.0%	.0%	
4.9%	16.7%	.0%	5.4%	.0%	9.1%	.0%	.0%	
3.2%	.1%	.0%	1.5%	.0%	.3%	.0%	.0%	5.1%
43	2	1	28	0	1	0	1	76
56.6%	2.6%	1.3%	36.8%	.0%	1.3%	.0%	1.3%	
5.5%	33.3%	25.0%	8.4%	.0%	2.3%	.0%	25.0%	
3.6%	.2%	.1%	2.3%	.0%	.1%	.0%	.1%	6.3%
48	0	1	34	0	0	0	1	84
57.1%	.0%	1.2%	40.5%	.0%	.0%	.0%	1.2%	
6.1%	.0%	25.0%	10.2%	.0%	.0%	.0%	25.0%	
4.0%	.0%	.1%	2.8%	.0%	.0%	.0%	.1%	7.0%





	Orthodox Christian	Protestant (Methodist, Evangelical, Jehovah's witness)	Catholic christian	Muslim	Muslim Shiit	Muslim Sunit	Atheist / Secular / Agnostic	No answer	Total
Number	438	3	1	237	3	8	4	0	656
% according to answer	87.8%	.5%	.2%	36.1%	.5%	1.2%	.6%	.0%	100.0%
% according to faith	55.6%	60.0%	33.3%	83.5%	60.0%	19.0%	17.4%	.0%	60.2%
% Total	36.3%	.3%	.1%	21.7%	.3%	.7%	.4%	.0%	60.2%
Number	5	2	1	38	2	33	16	3	367
% according to answer	45.5%	.5%	.3%	10.4%	.5%	9.0%	4.4%	.8%	100.0%
% according to faith	.6%	40.0%	33.3%	13.4%	40.0%	78.6%	69.6%	100.0%	33.7%
% Total	.4%	.2%	.1%	3.5%	.2%	3.0%	1.5%	.3%	33.7%
Number	112	0	1	9	0	1	3	0	67
% according to answer	65.9%	.0%	1.5%	13.4%	.0%	1.5%	4.5%	.0%	100.0%
% according to faith	14.2%	.0%	33.3%	3.2%	.0%	2.4%	13.0%	.0%	6.1%
% Total	9.3%	.0%	.1%	.8%	.0%	.1%	.3%	.0%	6.1%
Number	788	5	3	284	5	42	23	3	1090
% according to answer	65.2%	.5%	.3%	26.1%	.5%	3.9%	2.1%	.3%	100.0%

32. According to you, is there any factor that negatively influences interreligious tolerance in the country?

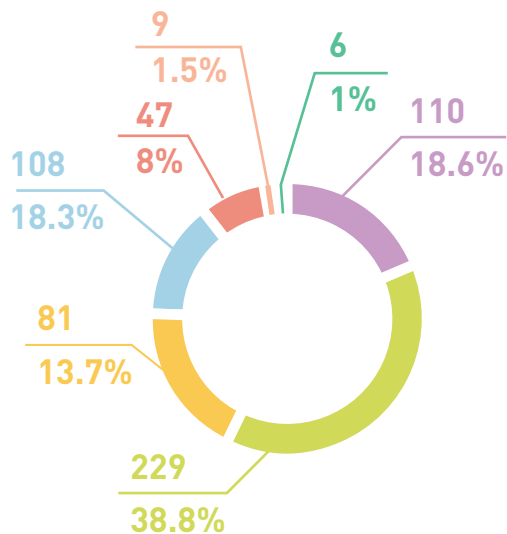


- Yes
- No
- Don't know

Number
% according to answer
% according to faith
% Total
Number
% according to answer
% according to faith
% Total
Number
% according to answer
% according to faith
% Total
Number
% according to answer
% according to faith
% Total

	Orthodox Christian	Protestant (Methodist, Evangelical, Jehovah's witness)	Catholic christian	Muslim	Muslim Shiit	Muslim Sunit	Atheist / Secular / Agnostic	No answer	Total
Number	347	1	2	190	2	34	11	3	590
% according to answer	58.8%	.2%	.3%	32.2%	.3%	5.8%	1.9%	.5%	100.0%
% according to faith	47.9%	20.0%	66.7%	66.9%	40.0%	81.0%	47.8%	100.0%	54.1%
% Total	31.8%	.1%	.2%	17.4%	.2%	3.1%	1.0%	.3%	54.1%
Number	314	3	0	84	3	8	7	0	419
% according to answer	74.9%	.7%	.0%	20.0%	.7%	1.9%	1.7%	.0%	100.0%
% according to faith	43.3%	60.0%	.0%	29.6%	60.0%	19.0%	30.4%	.0%	38.4%
% Total	28.8%	.3%	.0%	7.7%	.3%	.7%	.6%	.0%	38.4%
Number	64	1	1	10	0	0	5	0	81
% according to answer	79.0%	1.2%	1.2%	12.3%	.0%	.0%	6.2%	.0%	100.0%
% according to faith	8.8%	20.0%	33.3%	3.5%	.0%	.0%	21.7%	.0%	7.4%
% Total	5.9%	.1%	.1%	.9%	.0%	.0%	.5%	.0%	7.4%
Number	725	5	3	284	5	42	23	3	1090
% according to answer	66.5%	.5%	.3%	26.1%	.5%	3.9%	2.1%	.3%	100.0%
% according to faith	100.0%	100.0%	100.0%	100.0%	100.0%	100.0%	100.0%	100.0%	100.0%
% Total	66.5%	.5%	.3%	26.1%	.5%	3.9%	2.1%	.3%	100.0%

33. If YES, which is that factor?

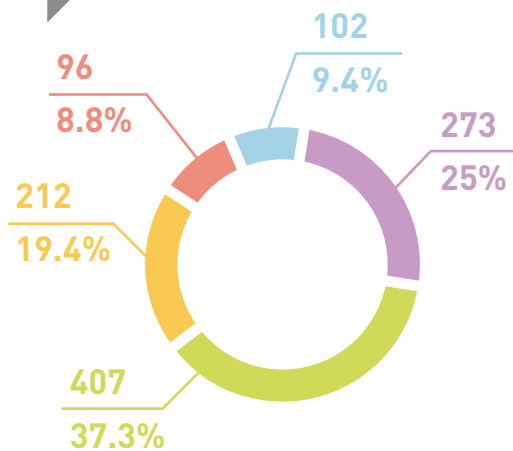


- The Government
- Politicians
- Media
- Religious communities
- Foreigners
- Other
- Don't know

Number
% according to answer
% according to faith
% Total
Number
% according to answer
% according to faith
% Total
Number
% according to answer
% according to faith
% Total
Number
% according to answer
% according to faith
% Total
Number
% according to answer
% according to faith
% Total
Number
% according to answer
% according to faith
% Total
Number
% according to answer
% according to faith
% Total
Number
% according to answer
% according to faith
% Total
Number
% according to answer
% according to faith
% Total
Number
% according to answer
% according to faith
% Total

Orthodox Christian	Protestant (Methodist, Evangelical, Jehovah's witness)	Catholic christian	Muslim	Muslim Shiit	Muslim Sunnit	Atheist / Secular / Agnostic	No answer	Total
25	0	0	53	0	29	1	2	110
22.7%	.0%	.0%	48.2%	.0%	26.4%	.9%	1.8%	100.0%
7.2%	.0%	.0%	27.9%	.0%	85.3%	9.1%	66.7%	18.6%
4.2%	.0%	.0%	9.0%	.0%	4.9%	.2%	.3%	18.6%
134	0	1	86	1	3	3	1	229
58.5%	.0%	.4%	37.6%	.4%	1.3%	1.3%	.4%	100.0%
38.6%	.0%	50.0%	45.3%	50.0%	8.8%	27.3%	33.3%	38.8%
22.7%	.0%	.2%	14.6%	.2%	.5%	.5%	.2%	38.8%
69	0	0	10	0	1	1	0	81
85.2%	.0%	.0%	12.3%	.0%	1.2%	1.2%	.0%	100.0%
19.9%	.0%	.0%	5.3%	.0%	2.9%	9.1%	.0%	13.7%
11.7%	.0%	.0%	1.7%	.0%	.2%	.2%	.0%	13.7%
82	1	0	19	0	0	6	0	108
75.9%	.9%	.0%	17.6%	.0%	.0%	5.6%	.0%	100.0%
23.6%	100.0%	.0%	10.0%	.0%	.0%	54.5%	.0%	18.3%
13.9%	.2%	.0%	3.2%	.0%	.0%	1.0%	.0%	18.3%
24	0	1	20	1	1	0	0	47
51.1%	.0%	2.1%	42.6%	2.1%	2.1%	.0%	.0%	100.0%
6.9%	.0%	50.0%	10.5%	50.0%	2.9%	.0%	.0%	8.0%
4.1%	.0%	.2%	3.4%	.2%	.2%	.0%	.0%	8.0%
8	0	0	1	0	0	0	0	9
88.9%	.0%	.0%	11.1%	.0%	.0%	.0%	.0%	100.0%
2.3%	.0%	.0%	.5%	.0%	.0%	.0%	.0%	1.5%
1.4%	.0%	.0%	.2%	.0%	.0%	.0%	.0%	1.5%
5	0	0	1	0	0	0	0	6
83.3%	.0%	.0%	16.7%	.0%	.0%	.0%	.0%	100.0%
1.4%	.0%	.0%	.5%	.0%	.0%	.0%	.0%	1.0%
.8%	.0%	.0%	.2%	.0%	.0%	.0%	.0%	1.0%
347	1	2	190	2	34	11	3	590
58.8%	.2%	.3%	32.2%	.3%	5.8%	1.9%	.5%	100.0%
100.0%	100.0%	100.0%	100.0%	100.0%	100.0%	100.0%	100.0%	100.0%
58.8%	.2%	.3%	32.2%	.3%	5.8%	1.9%	.5%	100.0%

34. According to you, is there cooperation among the religious communities at the highest level in Macedonia?

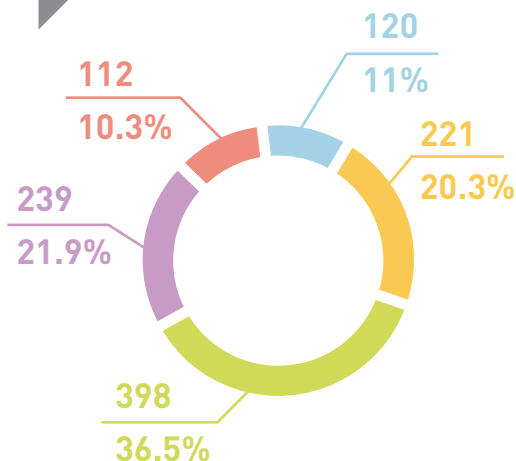


- Yes, there is cooperation
- Yes, there is small cooperation
- No cooperation
- There is no cooperation at all
- Don't know

Number
% according to answer
% according to faith
% Total
Number
% according to answer
% according to faith
% Total
Number
% according to answer
% according to faith
% Total
Number
% according to answer
% according to faith
% Total
Number
% according to answer
% according to faith
% Total
Number
% according to answer
% according to faith
% Total

Ortodox Christian	Protestant (Methodist, Evangelical, Jehovah's witness)	Catholic christian	Muslim	Muslim Shiit	Muslim Sunit	Atheist / Secular / Agnostic	No answer	Total
211	1	0	49	1	5	6	0	273
77.3%	.4%	.0%	17.9%	.4%	1.8%	2.2%	.0%	100.0%
29.1%	20.0%	.0%	17.3%	20.0%	11.9%	26.1%	.0%	25.0%
19.4%	.1%	.0%	4.5%	.1%	.5%	.6%	.0%	25.0%
271	1	1	89	1	34	8	2	407
66.6%	.2%	.2%	21.9%	.2%	8.4%	2.0%	.5%	100.0%
37.4%	20.0%	33.3%	31.3%	20.0%	81.0%	34.8%	66.7%	37.3%
24.9%	.1%	.1%	8.2%	.1%	3.1%	.7%	.2%	37.3%
135	0	0	72	0	2	3	0	212
63.7%	.0%	.0%	34.0%	.0%	.9%	1.4%	.0%	100.0%
18.6%	.0%	.0%	25.4%	.0%	4.8%	13.0%	.0%	19.4%
12.4%	.0%	.0%	6.6%	.0%	.2%	.3%	.0%	19.4%
50	2	1	44	2	1	2	0	102
49.0%	2.0%	1.0%	43.1%	2.0%	1.0%	2.0%	.0%	100.0%
6.9%	40.0%	33.3%	15.5%	40.0%	2.4%	8.7%	.0%	9.4%
4.6%	.2%	.1%	4.0%	.2%	.1%	.2%	.0%	9.4%
58	1	1	30	1	0	4	1	96
60.4%	1.0%	1.0%	31.3%	1.0%	.0%	4.2%	1.0%	100.0%
8.0%	20.0%	33.3%	10.6%	20.0%	.0%	17.4%	33.3%	8.8%
5.3%	.1%	.1%	2.8%	.1%	.0%	.4%	.1%	8.8%
725	5	3	284	5	42	23	3	1090
66.5%	.5%	.3%	26.1%	.5%	3.9%	2.1%	.3%	100.0%
100.0%	100.0%	100.0%	100.0%	100.0%	100.0%	100.0%	100.0%	100.0%
66.5%	.5%	.3%	26.1%	.5%	3.9%	2.1%	.3%	100.0%

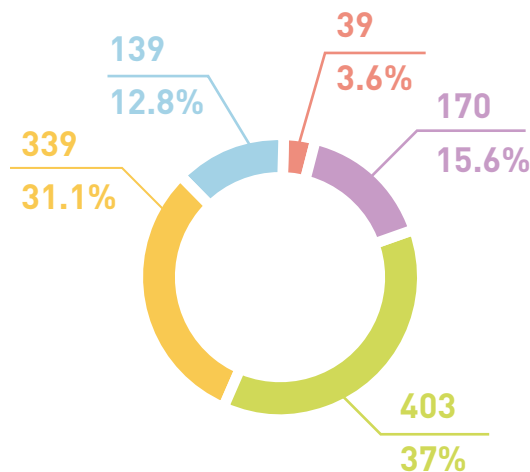
35. According to you, is there cooperation among the religious communities at local level in Macedonia?



- Yes, there is cooperation
- Yes, there is small cooperation
- No cooperation
- There is no cooperation at all
- Don't know

	Orthodox Christian	Protestant (Methodist, Evangelical, Jehovah's witness)	Catholic christian	Muslim	Muslim Shiit	Muslim Sunit	Atheist / Secular / Agnostic	No answer	Total
Number	182	1	0	46	0	4	6	0	239
% according to answer	76.2%	.4%	.0%	19.2%	.0%	1.7%	2.5%	.0%	100.0%
% according to faith	25.1%	20.0%	.0%	16.2%	.0%	9.5%	26.1%	.0%	21.9%
% Total	16.7%	.1%	.0%	4.2%	.0%	.4%	.6%	.0%	21.9%
Number	269	0	1	94	3	20	9	2	398
% according to answer	67.6%	.0%	.3%	23.6%	.8%	5.0%	2.3%	.5%	100.0%
% according to faith	37.1%	.0%	33.3%	33.1%	60.0%	47.6%	39.1%	66.7%	36.5%
% Total	24.7%	.0%	.1%	8.6%	.3%	1.8%	.8%	.2%	36.5%
Number	134	1	1	64	1	17	3	0	221
% according to answer	60.6%	.5%	.5%	29.0%	.5%	7.7%	1.4%	.0%	100.0%
% according to faith	18.5%	20.0%	33.3%	22.5%	20.0%	40.5%	13.0%	.0%	20.3%
% Total	12.3%	.1%	.1%	5.9%	.1%	1.6%	.3%	.0%	20.3%
Number	70	2	1	44	1	1	1	0	120
% according to answer	58.3%	1.7%	.8%	36.7%	.8%	.8%	.8%	.0%	100.0%
% according to faith	9.7%	40.0%	33.3%	15.5%	20.0%	2.4%	4.3%	.0%	11.0%
% Total	6.4%	.2%	.1%	4.0%	.1%	.1%	.1%	.0%	11.0%
Number	70	1	0	36	0	0	4	1	112
% according to answer	62.5%	.9%	.0%	32.1%	.0%	.0%	3.6%	.9%	100.0%
% according to faith	9.7%	20.0%	.0%	12.7%	.0%	.0%	17.4%	33.3%	10.3%
% Total	6.4%	.1%	.0%	3.3%	.0%	.0%	.4%	.1%	10.3%
Number	725	5	3	284	5	42	23	3	1090
% according to answer	66.5%	.5%	.3%	26.1%	.5%	3.9%	2.1%	.3%	100.0%
% according to faith	100.0%	100.0%	100.0%	100.0%	100.0%	100.0%	100.0%	100.0%	100.0%
% Total	66.5%	.5%	.3%	26.1%	.5%	3.9%	2.1%	.3%	100.0%

36.1. State how much confidence you have in each of these institutions in the civic sector / Civil society organizations.

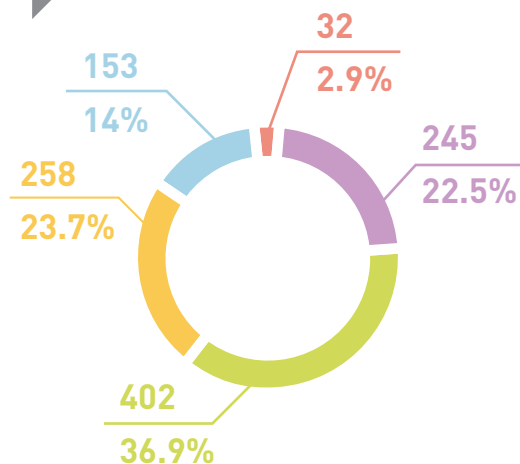


- Great confidence
- Partial confidence
- Small confidence
- No confidence
- No answer

Number
% according to answer
% according to faith
% Total
Number
% according to answer
% according to faith
% Total
Number
% according to answer
% according to faith
% Total
Number
% according to answer
% according to faith
% Total
Number
% according to answer
% according to faith
% Total
Number
% according to answer
% according to faith
% Total
Number
% according to answer
% according to faith
% Total

	Orthodox Christian	Protestant (Methodist, Evangelical, Jehovah's witness)	Catholic christian	Muslim	Muslim Shiit	Muslim Sunit	Atheist / Secular / Agnostic	No answer	Total
Number	111	1	0	48	1	5	4	0	170
% according to answer	65.3%	.6%	.0%	28.2%	.6%	2.9%	2.4%	.0%	100.0%
% according to faith	15.3%	20.0%	.0%	16.9%	20.0%	11.9%	17.4%	.0%	15.6%
% Total	10.2%	.1%	.0%	4.4%	.1%	.5%	.4%	.0%	15.6%
Number	263	2	0	103	1	27	6	1	403
% according to answer	65.3%	.5%	.0%	25.6%	.2%	6.7%	1.5%	.2%	100.0%
% according to faith	36.3%	40.0%	.0%	36.3%	20.0%	64.3%	26.1%	33.3%	37.0%
% Total	24.1%	.2%	.0%	9.4%	.1%	2.5%	.6%	.1%	37.0%
Number	229	1	2	91	3	4	9	0	339
% according to answer	67.6%	.3%	.6%	26.8%	.9%	1.2%	2.7%	.0%	100.0%
% according to faith	31.6%	20.0%	66.7%	32.0%	60.0%	9.5%	39.1%	.0%	31.1%
% Total	21.0%	.1%	.2%	8.3%	.3%	.4%	.8%	.0%	31.1%
Number	100	1	1	30	0	2	3	2	139
% according to answer	71.9%	.7%	.7%	21.6%	.0%	1.4%	2.2%	1.4%	100.0%
% according to faith	13.8%	20.0%	33.3%	10.6%	.0%	4.8%	13.0%	66.7%	12.8%
% Total	9.2%	.1%	.1%	2.8%	.0%	.2%	.3%	.2%	12.8%
Number	22	0	0	12	0	4	1	0	39
% according to answer	56.4%	.0%	.0%	30.8%	.0%	10.3%	2.6%	.0%	100.0%
% according to faith	3.0%	.0%	.0%	4.2%	.0%	9.5%	4.3%	.0%	3.6%
% Total	2.0%	.0%	.0%	1.1%	.0%	.4%	.1%	.0%	3.6%
Number	725	5	3	284	5	42	23	3	1090
% according to answer	66.5%	.5%	.3%	26.1%	.5%	3.9%	2.1%	.3%	100.0%
% according to faith	100.0%	100.0%	100.0%	100.0%	100.0%	100.0%	100.0%	100.0%	100.0%
% Total	66.5%	.5%	.3%	26.1%	.5%	3.9%	2.1%	.3%	100.0%

36.2. State how much confidence you have in each of these institutions in the civic sector / Churches and religious communities.

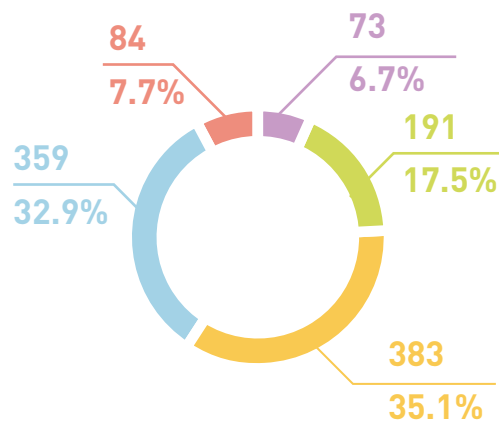


- Great confidence
- Partial confidence
- Small confidence
- No confidence
- No answer

Number
% according to answer
% according to faith
% Total
Number
% according to answer
% according to faith
% Total
Number
% according to answer
% according to faith
% Total
Number
% according to answer
% according to faith
% Total
Number
% according to answer
% according to faith
% Total
Number
% according to answer
% according to faith
% Total

	Orthodox Christian	Protestant (Methodist Evangelical, Jehovah's witness)	Catholic christian	Muslim	Muslim Shiit	Muslim Sunit	Atheist / Secular / Agnostic	No answer	Total
Number	149	1	1	85	2	5	2	0	245
% according to answer	60.8%	.4%	.4%	34.7%	.8%	2.0%	.8%	.0%	100.0%
% according to faith	20.6%	20.0%	33.3%	29.9%	40.0%	11.9%	8.7%	.0%	22.5%
% Total	13.7%	.1%	.1%	7.8%	.2%	.5%	.2%	.0%	22.5%
Number	287	0	1	100	3	6	4	1	402
% according to answer	71.4%	.0%	.2%	24.9%	.7%	1.5%	1.0%	.2%	100.0%
% according to faith	39.6%	.0%	33.3%	35.2%	60.0%	14.3%	17.4%	33.3%	36.9%
% Total	26.3%	.0%	.1%	9.2%	.3%	.6%	.4%	.1%	36.9%
Number	183	1	1	42	0	29	2	0	258
% according to answer	70.9%	.4%	.4%	16.3%	.0%	11.2%	.8%	.0%	100.0%
% according to faith	25.2%	20.0%	33.3%	14.8%	.0%	69.0%	8.7%	.0%	23.7%
% Total	16.8%	.1%	.1%	3.9%	.0%	2.7%	.2%	.0%	23.7%
Number	84	3	0	49	0	2	13	2	153
% according to answer	54.9%	2.0%	.0%	32.0%	.0%	1.3%	8.5%	1.3%	100.0%
% according to faith	11.6%	60.0%	.0%	17.3%	.0%	4.8%	56.5%	66.7%	14.0%
% Total	7.7%	.3%	.0%	4.5%	.0%	.2%	1.2%	.2%	14.0%
Number	22	0	0	8	0	0	2	0	32
% according to answer	68.8%	.0%	.0%	25.0%	.0%	.0%	6.3%	.0%	100.0%
% according to faith	3.0%	.0%	.0%	2.8%	.0%	.0%	8.7%	.0%	2.9%
% Total	2.0%	.0%	.0%	.7%	.0%	.0%	.2%	.0%	2.9%
Number	725	5	3	284	5	42	23	3	1090
% according to answer	66.5%	.5%	.3%	26.1%	.5%	3.9%	2.1%	.3%	100.0%
% according to faith	100.0%	100.0%	100.0%	100.0%	100.0%	100.0%	100.0%	100.0%	100.0%
% Total	66.5%	.5%	.3%	26.1%	.5%	3.9%	2.1%	.3%	100.0%

36.3. State how much confidence you have in each of these institutions in the civic sector / Trade unions.

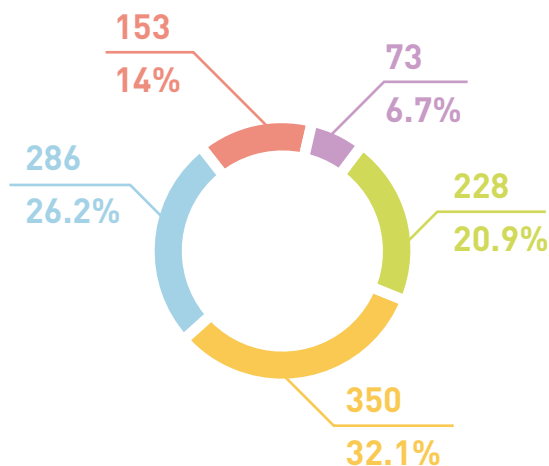


- Great confidence
- Partial confidence
- Small confidence
- No confidence
- No answer

Number
% according to answer
% according to faith
% Total
Number
% according to answer
% according to faith
% Total
Number
% according to answer
% according to faith
% Total
Number
% according to answer
% according to faith
% Total
Number
% according to answer
% according to faith
% Total
Number
% according to answer
% according to faith
% Total

Orthodox Christian	Protestant (Methodist, Evangelical, Jehovah's witness)	Catholic christian	Muslim	Muslim Shiit	Muslim Sunit	Atheist / Secular / Agnostic	No answer	Total
48	1	0	19	0	2	3	0	73
65.8%	1.4%	.0%	26.0%	.0%	2.7%	4.1%	.0%	100.0%
6.6%	20.0%	.0%	6.7%	.0%	4.8%	13.0%	.0%	6.7%
4.4%	.1%	.0%	1.7%	.0%	.2%	.3%	.0%	6.7%
128	2	3	46	2	5	4	1	191
67.0%	1.0%	1.6%	24.1%	1.0%	2.6%	2.1%	.5%	100.0%
17.7%	40.0%	100.0%	16.2%	40.0%	11.9%	17.4%	33.3%	17.5%
11.7%	.2%	.3%	4.2%	.2%	.5%	.4%	.1%	17.5%
254	1	0	112	1	4	11	0	383
66.3%	.3%	.0%	29.2%	.3%	1.0%	2.9%	.0%	100.0%
35.0%	20.0%	.0%	39.4%	20.0%	9.5%	47.8%	.0%	35.1%
23.3%	.1%	.0%	10.3%	.1%	.4%	1.0%	.0%	35.1%
240	1	0	78	2	31	5	2	359
66.9%	.3%	.0%	21.7%	.6%	8.6%	1.4%	.6%	100.0%
33.1%	20.0%	.0%	27.5%	40.0%	73.8%	21.7%	66.7%	32.9%
22.0%	.1%	.0%	7.2%	.2%	2.8%	.5%	.2%	32.9%
55	0	0	29	0	0	0	0	84
65.5%	.0%	.0%	34.5%	.0%	.0%	.0%	.0%	100.0%
7.6%	.0%	.0%	10.2%	.0%	.0%	.0%	.0%	7.7%
5.0%	.0%	.0%	2.7%	.0%	.0%	.0%	.0%	7.7%
725	5	3	284	5	42	23	3	1090
66.5%	.5%	.3%	26.1%	.5%	3.9%	2.1%	.3%	100.0%
100.0%	100.0%	100.0%	100.0%	100.0%	100.0%	100.0%	100.0%	100.0%
66.5%	.5%	.3%	26.1%	.5%	3.9%	2.1%	.3%	100.0%

36.4. State how much confidence you have in each of these institutions in the civic sector / Chambers of commerce.

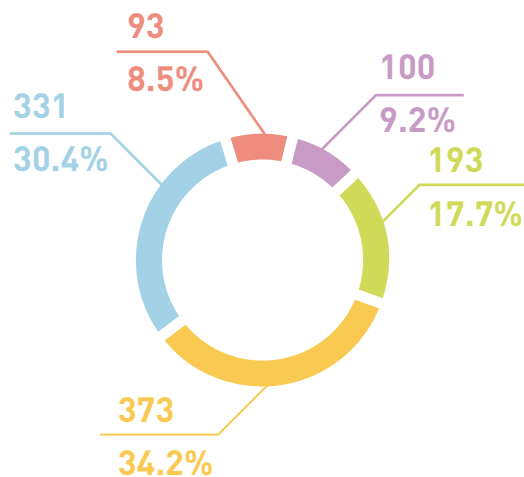


- Great confidence
- Partial confidence
- Small confidence
- No confidence
- No answer

Number	49	1	0	18	0	2	3	0	73
% according to answer	67.1%	1.4%	.0%	24.7%	.0%	2.7%	4.1%	.0%	100.0%
% according to faith	6.8%	20.0%	.0%	6.3%	.0%	4.8%	13.0%	.0%	6.7%
% Total	4.5%	.1%	.0%	1.7%	.0%	.2%	.3%	.0%	6.7%
Number	153	1	2	53	2	11	5	1	228
% according to answer	67.1%	.4%	.9%	23.2%	.9%	4.8%	2.2%	.4%	100.0%
% according to faith	21.1%	20.0%	66.7%	18.7%	40.0%	26.2%	21.7%	33.3%	20.9%
% Total	14.0%	.1%	.2%	4.9%	.2%	1.0%	.5%	.1%	20.9%
Number	244	1	0	91	3	3	8	0	350
% according to answer	69.7%	.3%	.0%	26.0%	.9%	.9%	2.3%	.0%	100.0%
% according to faith	33.7%	20.0%	.0%	32.0%	60.0%	7.1%	34.8%	.0%	32.1%
% Total	22.4%	.1%	.0%	8.3%	.3%	.3%	.7%	.0%	32.1%
Number	211	1	1	68	0	0	3	2	286
% according to answer	73.8%	.3%	.3%	23.8%	.0%	.0%	1.0%	.7%	100.0%
% according to faith	29.1%	20.0%	33.3%	23.9%	.0%	.0%	13.0%	66.7%	26.2%
% Total	19.4%	.1%	.1%	6.2%	.0%	.0%	.3%	.2%	26.2%
Number	68	1	0	54	0	26	4	0	153
% according to answer	44.4%	.7%	.0%	35.3%	.0%	17.0%	2.6%	.0%	100.0%
% according to faith	9.4%	20.0%	.0%	19.0%	.0%	61.9%	17.4%	.0%	14.0%
% Total	6.2%	.1%	.0%	5.0%	.0%	2.4%	.4%	.0%	14.0%
Number	725	5	3	284	5	42	23	3	1090
% according to answer	66.5%	.5%	.3%	26.1%	.5%	3.9%	2.1%	.3%	100.0%
% according to faith	100.0%	100.0%	100.0%	100.0%	100.0%	100.0%	100.0%	100.0%	100.0%
% Total	66.5%	.5%	.3%	26.1%	.5%	3.9%	2.1%	.3%	100.0%

	Orthodox Christian	Protestant (Methodist Evangelical, Jehovah's witness)	Catholic christian	Muslim	Muslim Shiit	Muslim Sunnit	Atheist / Secular / Agnostic	No answer	Total
Number	49	1	0	18	0	2	3	0	73
% according to answer	67.1%	1.4%	.0%	24.7%	.0%	2.7%	4.1%	.0%	100.0%
% according to faith	6.8%	20.0%	.0%	6.3%	.0%	4.8%	13.0%	.0%	6.7%
% Total	4.5%	.1%	.0%	1.7%	.0%	.2%	.3%	.0%	6.7%
Number	153	1	2	53	2	11	5	1	228
% according to answer	67.1%	.4%	.9%	23.2%	.9%	4.8%	2.2%	.4%	100.0%
% according to faith	21.1%	20.0%	66.7%	18.7%	40.0%	26.2%	21.7%	33.3%	20.9%
% Total	14.0%	.1%	.2%	4.9%	.2%	1.0%	.5%	.1%	20.9%
Number	244	1	0	91	3	3	8	0	350
% according to answer	69.7%	.3%	.0%	26.0%	.9%	.9%	2.3%	.0%	100.0%
% according to faith	33.7%	20.0%	.0%	32.0%	60.0%	7.1%	34.8%	.0%	32.1%
% Total	22.4%	.1%	.0%	8.3%	.3%	.3%	.7%	.0%	32.1%
Number	211	1	1	68	0	0	3	2	286
% according to answer	73.8%	.3%	.3%	23.8%	.0%	.0%	1.0%	.7%	100.0%
% according to faith	29.1%	20.0%	33.3%	23.9%	.0%	.0%	13.0%	66.7%	26.2%
% Total	19.4%	.1%	.1%	6.2%	.0%	.0%	.3%	.2%	26.2%
Number	68	1	0	54	0	26	4	0	153
% according to answer	44.4%	.7%	.0%	35.3%	.0%	17.0%	2.6%	.0%	100.0%
% according to faith	9.4%	20.0%	.0%	19.0%	.0%	61.9%	17.4%	.0%	14.0%
% Total	6.2%	.1%	.0%	5.0%	.0%	2.4%	.4%	.0%	14.0%
Number	725	5	3	284	5	42	23	3	1090
% according to answer	66.5%	.5%	.3%	26.1%	.5%	3.9%	2.1%	.3%	100.0%
% according to faith	100.0%	100.0%	100.0%	100.0%	100.0%	100.0%	100.0%	100.0%	100.0%
% Total	66.5%	.5%	.3%	26.1%	.5%	3.9%	2.1%	.3%	100.0%

36.5. State how much confidence you have in each of these institutions in the civic sector / Organisations of employers.

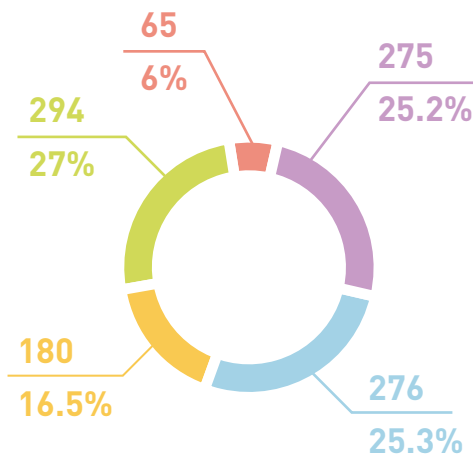


- Great confidence
- Partial confidence
- Small confidence
- No confidence
- No answer

Number	55	2	0	35	2	4	2	0	100
% according to answer	55.0%	2.0%	.0%	35.0%	2.0%	4.0%	2.0%	.0%	100.0%
% according to faith	7.6%	40.0%	.0%	12.3%	40.0%	9.5%	8.7%	.0%	9.2%
% Total	5.0%	.2%	.0%	3.2%	.2%	.4%	.2%	.0%	9.2%
Number	126	0	0	55	2	7	3	0	193
% according to answer	65.3%	.0%	.0%	28.5%	1.0%	3.6%	1.6%	.0%	100.0%
% according to faith	17.4%	.0%	.0%	19.4%	40.0%	16.7%	13.0%	.0%	17.7%
% Total	11.6%	.0%	.0%	5.0%	.2%	.6%	.3%	.0%	17.7%
Number	258	2	3	86	0	12	11	1	373
% according to answer	69.2%	.5%	.8%	23.1%	.0%	3.2%	2.9%	.3%	100.0%
% according to faith	35.6%	40.0%	100.0%	30.3%	.0%	28.6%	47.8%	33.3%	34.2%
% Total	23.7%	.2%	.3%	7.9%	.0%	1.1%	1.0%	.1%	34.2%
Number	233	1	0	72	0	19	4	2	331
% according to answer	70.4%	.3%	.0%	21.8%	.0%	5.7%	1.2%	.6%	100.0%
% according to faith	32.1%	20.0%	.0%	25.4%	.0%	45.2%	17.4%	66.7%	30.4%
% Total	21.4%	.1%	.0%	6.6%	.0%	1.7%	.4%	.2%	30.4%
Number	53	0	0	36	1	0	3	0	93
% according to answer	57.0%	.0%	.0%	38.7%	1.1%	.0%	3.2%	.0%	100.0%
% according to faith	7.3%	.0%	.0%	12.7%	20.0%	.0%	13.0%	.0%	8.5%
% Total	4.9%	.0%	.0%	3.3%	.1%	.0%	.3%	.0%	8.5%
Number	725	5	3	284	5	42	23	3	1090
% according to answer	66.5%	.5%	.3%	26.1%	.5%	3.9%	2.1%	.3%	100.0%
% according to faith	100.0%	100.0%	100.0%	100.0%	100.0%	100.0%	100.0%	100.0%	100.0%
% Total	66.5%	.5%	.3%	26.1%	.5%	3.9%	2.1%	.3%	100.0%

	Orthodox Christian	Protestant (Methodist, Evangelical, Jehovah's witness)	Catholic christian	Muslim	Muslim Shiit	Muslim Sunit	Atheist / Secular / Agnostic	No answer	Total
Number	55	2	0	35	2	4	2	0	100
% according to answer	55.0%	2.0%	.0%	35.0%	2.0%	4.0%	2.0%	.0%	100.0%
% according to faith	7.6%	40.0%	.0%	12.3%	40.0%	9.5%	8.7%	.0%	9.2%
% Total	5.0%	.2%	.0%	3.2%	.2%	.4%	.2%	.0%	9.2%
Number	126	0	0	55	2	7	3	0	193
% according to answer	65.3%	.0%	.0%	28.5%	1.0%	3.6%	1.6%	.0%	100.0%
% according to faith	17.4%	.0%	.0%	19.4%	40.0%	16.7%	13.0%	.0%	17.7%
% Total	11.6%	.0%	.0%	5.0%	.2%	.6%	.3%	.0%	17.7%
Number	258	2	3	86	0	12	11	1	373
% according to answer	69.2%	.5%	.8%	23.1%	.0%	3.2%	2.9%	.3%	100.0%
% according to faith	35.6%	40.0%	100.0%	30.3%	.0%	28.6%	47.8%	33.3%	34.2%
% Total	23.7%	.2%	.3%	7.9%	.0%	1.1%	1.0%	.1%	34.2%
Number	233	1	0	72	0	19	4	2	331
% according to answer	70.4%	.3%	.0%	21.8%	.0%	5.7%	1.2%	.6%	100.0%
% according to faith	32.1%	20.0%	.0%	25.4%	.0%	45.2%	17.4%	66.7%	30.4%
% Total	21.4%	.1%	.0%	6.6%	.0%	1.7%	.4%	.2%	30.4%
Number	53	0	0	36	1	0	3	0	93
% according to answer	57.0%	.0%	.0%	38.7%	1.1%	.0%	3.2%	.0%	100.0%
% according to faith	7.3%	.0%	.0%	12.7%	20.0%	.0%	13.0%	.0%	8.5%
% Total	4.9%	.0%	.0%	3.3%	.1%	.0%	.3%	.0%	8.5%
Number	725	5	3	284	5	42	23	3	1090
% according to answer	66.5%	.5%	.3%	26.1%	.5%	3.9%	2.1%	.3%	100.0%
% according to faith	100.0%	100.0%	100.0%	100.0%	100.0%	100.0%	100.0%	100.0%	100.0%
% Total	66.5%	.5%	.3%	26.1%	.5%	3.9%	2.1%	.3%	100.0%

37.1. How much confidence do you have in each of these churches and religious communities / MOC.

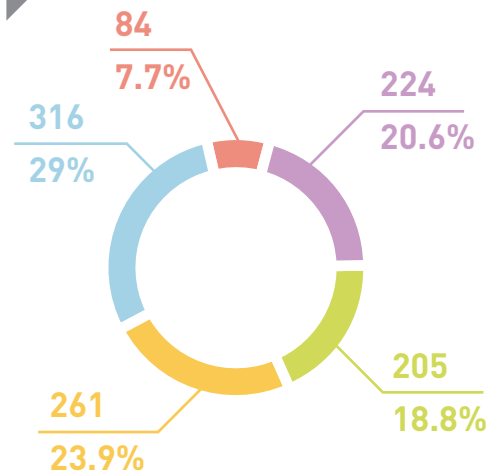


- Great confidence
- Partial confidence
- Small confidence
- No confidence
- No answer

Number
% according to answer
% according to faith
% Total
Number
% according to answer
% according to faith
% Total
Number
% according to answer
% according to faith
% Total
Number
% according to answer
% according to faith
% Total
Number
% according to answer
% according to faith
% Total
Number
% according to answer
% according to faith
% Total
Number
% according to answer
% according to faith
% Total

Orthodox Christian	Protestant (Methodist, Evangelical, Jehovah's witness)	Catholic christian	Muslim	Muslim Shiit	Muslim Sunit	Atheist / Secular / Agnostic	No answer	Total
233	1	1	38	0	0	2	0	275
84.7%	.4%	.4%	13.8%	.0%	.0%	.7%	.0%	100.0%
32.1%	20.0%	33.3%	13.4%	.0%	.0%	8.7%	.0%	25.2%
21.4%	.1%	.1%	3.5%	.0%	.0%	.2%	.0%	25.2%
254	1	2	31	0	1	5	0	294
86.4%	.3%	.7%	10.5%	.0%	.3%	1.7%	.0%	100.0%
35.0%	20.0%	66.7%	10.9%	.0%	2.4%	21.7%	.0%	27.0%
23.3%	.1%	.2%	2.8%	.0%	.1%	.5%	.0%	27.0%
136	2	0	30	1	10	1	0	180
75.6%	1.1%	.0%	16.7%	.6%	5.6%	.6%	.0%	100.0%
18.8%	40.0%	.0%	10.6%	20.0%	23.8%	4.3%	.0%	16.5%
12.5%	.2%	.0%	2.8%	.1%	.9%	.1%	.0%	16.5%
83	1	0	142	4	31	12	3	276
30.1%	.4%	.0%	51.4%	1.4%	11.2%	4.3%	1.1%	100.0%
11.4%	20.0%	.0%	50.0%	80.0%	73.8%	52.2%	100.0%	25.3%
7.6%	.1%	.0%	13.0%	.4%	2.8%	1.1%	.3%	25.3%
19	0	0	43	0	0	3	0	65
29.2%	.0%	.0%	66.2%	.0%	.0%	4.6%	.0%	100.0%
2.6%	.0%	.0%	15.1%	.0%	.0%	13.0%	.0%	6.0%
1.7%	.0%	.0%	3.9%	.0%	.0%	.3%	.0%	6.0%
725	5	3	284	5	42	23	3	1090
66.5%	.5%	.3%	26.1%	.5%	3.9%	2.1%	.3%	100.0%
100.0%	100.0%	100.0%	100.0%	100.0%	100.0%	100.0%	100.0%	100.0%
66.5%	.5%	.3%	26.1%	.5%	3.9%	2.1%	.3%	100.0%

37.2. How much confidence do you have in each of these churches and religious communities / IRC.

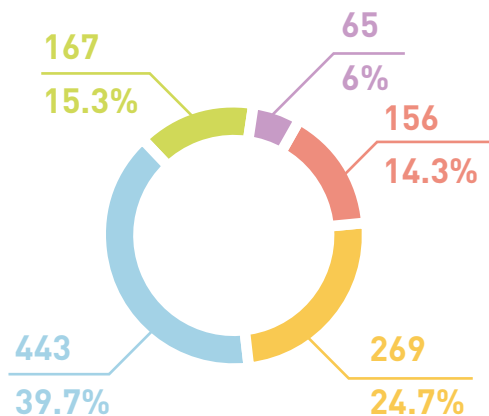


- Great confidence
- Partial confidence
- Small confidence
- No confidence
- No answer

Number
% according to answer
% according to faith
% Total
Number
% according to answer
% according to faith
% Total
Number
% according to answer
% according to faith
% Total
Number
% according to answer
% according to faith
% Total
Number
% according to answer
% according to faith
% Total
Number
% according to answer
% according to faith
% Total

Orthodox Christian	Protestant (Methodist, Evangelical, Jehovah's witness)	Catholic christian	Muslim	Muslim Shiit	Muslim Sunit	Atheist / Secular / Agnostic	No answer	Total
55	2	0	152	4	10	1	0	224
24.6%	.9%	.0%	67.9%	1.8%	4.5%	.4%	.0%	100.0%
7.6%	40.0%	.0%	53.5%	80.0%	23.8%	4.3%	.0%	20.6%
5.0%	.2%	.0%	13.9%	.4%	.9%	.1%	.0%	20.6%
119	0	1	65	0	15	5	0	205
58.0%	.0%	.5%	31.7%	.0%	7.3%	2.4%	.0%	100.0%
16.4%	.0%	33.3%	22.9%	.0%	35.7%	21.7%	.0%	18.8%
10.9%	.0%	.1%	6.0%	.0%	1.4%	.5%	.0%	18.8%
204	1	2	37	0	17	0	0	261
78.2%	.4%	.8%	14.2%	.0%	6.5%	.0%	.0%	100.0%
28.1%	20.0%	66.7%	13.0%	.0%	40.5%	.0%	.0%	23.9%
18.7%	.1%	.2%	3.4%	.0%	1.6%	.0%	.0%	23.9%
278	2	0	19	0	0	14	3	316
88.0%	.6%	.0%	6.0%	.0%	.0%	4.4%	.9%	100.0%
38.3%	40.0%	.0%	6.7%	.0%	.0%	60.9%	100.0%	29.0%
25.5%	.2%	.0%	1.7%	.0%	.0%	1.3%	.3%	29.0%
69	0	0	11	1	0	3	0	84
82.1%	.0%	.0%	13.1%	1.2%	.0%	3.6%	.0%	100.0%
9.5%	.0%	.0%	3.9%	20.0%	.0%	13.0%	.0%	7.7%
6.3%	.0%	.0%	1.0%	.1%	.0%	.3%	.0%	7.7%
725	5	3	284	5	42	23	3	1090
66.5%	.5%	.3%	26.1%	.5%	3.9%	2.1%	.3%	100.0%
100.0%	100.0%	100.0%	100.0%	100.0%	100.0%	100.0%	100.0%	100.0%
66.5%	.5%	.3%	26.1%	.5%	3.9%	2.1%	.3%	100.0%

37.3. How much confidence do you have in each of these churches and religious communities / Catholic church.



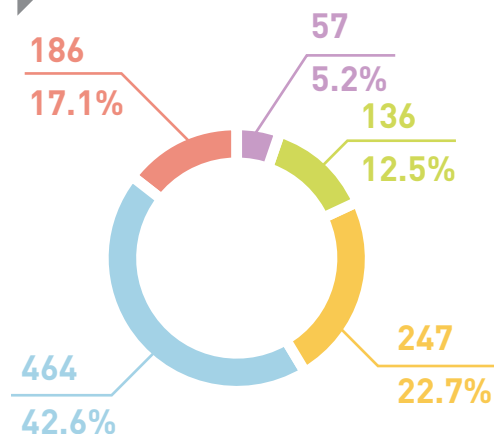
- Great confidence
- Partial confidence
- Small confidence
- No confidence
- No answer

Number	49	1	0	13	0	1	1	0	65
% according to answer	75.4%	1.5%	.0%	20.0%	.0%	1.5%	1.5%	.0%	100.0%
% according to faith	6.8%	20.0%	.0%	4.6%	.0%	2.4%	4.3%	.0%	6.0%
% Total	4.5%	.1%	.0%	1.2%	.0%	.1%	.1%	.0%	6.0%
Number	137	1	2	22	0	0	4	1	167
% according to answer	82.0%	.6%	1.2%	13.2%	.0%	.0%	2.4%	.6%	100.0%
% according to faith	18.9%	20.0%	66.7%	7.7%	.0%	.0%	17.4%	33.3%	15.3%
% Total	12.6%	.1%	.2%	2.0%	.0%	.0%	.4%	.1%	15.3%
Number	219	2	0	42	0	3	3	0	269
% according to answer	81.4%	.7%	.0%	15.6%	.0%	1.1%	1.1%	.0%	100.0%
% according to faith	30.2%	40.0%	.0%	14.8%	.0%	7.1%	13.0%	.0%	24.7%
% Total	20.1%	.2%	.0%	3.9%	.0%	.3%	.3%	.0%	24.7%
Number	220	0	1	157	4	38	11	2	433
% according to answer	50.8%	.0%	.2%	36.3%	.9%	8.8%	2.5%	.5%	100.0%
% according to faith	30.3%	.0%	33.3%	55.3%	80.0%	90.5%	47.8%	66.7%	39.7%
% Total	20.2%	.0%	.1%	14.4%	.4%	3.5%	1.0%	.2%	39.7%
Number	100	1	0	50	1	0	4	0	156
% according to answer	64.1%	.6%	.0%	32.1%	.6%	.0%	2.6%	.0%	100.0%
% according to faith	13.8%	20.0%	.0%	17.6%	20.0%	.0%	17.4%	.0%	14.3%
% Total	9.2%	.1%	.0%	4.6%	.1%	.0%	.4%	.0%	14.3%
Number	725	5	3	284	5	42	23	3	1090
% according to answer	66.5%	.5%	.3%	26.1%	.5%	3.9%	2.1%	.3%	100.0%
% according to faith	100.0%	100.0%	100.0%	100.0%	100.0%	100.0%	100.0%	100.0%	100.0%
% Total	66.5%	.5%	.3%	26.1%	.5%	3.9%	2.1%	.3%	100.0%

Orthodox Christian
Protestant / Methodist
Evangelical, Jehovah's witness
Catholic christian
Muslim
Muslim Shiit
Muslim Sunnit
Atheist / Secular / Agnostic
No answer
Total

Number	49	1	0	13	0	1	1	0	65
% according to answer	75.4%	1.5%	.0%	20.0%	.0%	1.5%	1.5%	.0%	100.0%
% according to faith	6.8%	20.0%	.0%	4.6%	.0%	2.4%	4.3%	.0%	6.0%
% Total	4.5%	.1%	.0%	1.2%	.0%	.1%	.1%	.0%	6.0%
Number	137	1	2	22	0	0	4	1	167
% according to answer	82.0%	.6%	1.2%	13.2%	.0%	.0%	2.4%	.6%	100.0%
% according to faith	18.9%	20.0%	66.7%	7.7%	.0%	.0%	17.4%	33.3%	15.3%
% Total	12.6%	.1%	.2%	2.0%	.0%	.0%	.4%	.1%	15.3%
Number	219	2	0	42	0	3	3	0	269
% according to answer	81.4%	.7%	.0%	15.6%	.0%	1.1%	1.1%	.0%	100.0%
% according to faith	30.2%	40.0%	.0%	14.8%	.0%	7.1%	13.0%	.0%	24.7%
% Total	20.1%	.2%	.0%	3.9%	.0%	.3%	.3%	.0%	24.7%
Number	220	0	1	157	4	38	11	2	433
% according to answer	50.8%	.0%	.2%	36.3%	.9%	8.8%	2.5%	.5%	100.0%
% according to faith	30.3%	.0%	33.3%	55.3%	80.0%	90.5%	47.8%	66.7%	39.7%
% Total	20.2%	.0%	.1%	14.4%	.4%	3.5%	1.0%	.2%	39.7%
Number	100	1	0	50	1	0	4	0	156
% according to answer	64.1%	.6%	.0%	32.1%	.6%	.0%	2.6%	.0%	100.0%
% according to faith	13.8%	20.0%	.0%	17.6%	20.0%	.0%	17.4%	.0%	14.3%
% Total	9.2%	.1%	.0%	4.6%	.1%	.0%	.4%	.0%	14.3%
Number	725	5	3	284	5	42	23	3	1090
% according to answer	66.5%	.5%	.3%	26.1%	.5%	3.9%	2.1%	.3%	100.0%
% according to faith	100.0%	100.0%	100.0%	100.0%	100.0%	100.0%	100.0%	100.0%	100.0%
% Total	66.5%	.5%	.3%	26.1%	.5%	3.9%	2.1%	.3%	100.0%

37.4. How much confidence do you have in each of these churches and religious communities / Jewish community.

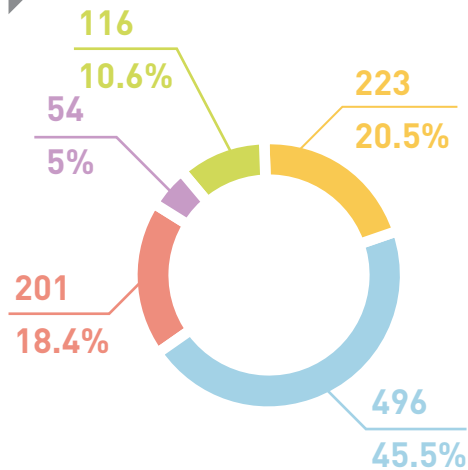


- Great confidence
- Partial confidence
- Small confidence
- No confidence
- No answer

Number
% according to answer
% according to faith
% Total
Number
% according to answer
% according to faith
% Total
Number
% according to answer
% according to faith
% Total
Number
% according to answer
% according to faith
% Total
Number
% according to answer
% according to faith
% Total
Number
% according to answer
% according to faith
% Total
Number
% according to answer
% according to faith
% Total

Orthodox Christian	Protestant (Methodist, Evangelical, Jehovah's witness)	Catholic christian	Muslim	Muslim Shiiit	Muslim Sunit	Atheist / Secular / Agnostic	No answer	Total
42	1	0	12	0	1	1	0	57
73.7%	1.8%	.0%	21.1%	.0%	1.8%	1.8%	.0%	100.0%
5.8%	20.0%	.0%	4.2%	.0%	2.4%	4.3%	.0%	5.2%
3.9%	.1%	.0%	1.1%	.0%	.1%	.1%	.0%	5.2%
107	1	1	22	0	0	4	1	136
78.7%	.7%	.7%	16.2%	.0%	.0%	2.9%	.7%	100.0%
14.8%	20.0%	33.3%	7.7%	.0%	.0%	17.4%	33.3%	12.5%
9.8%	.1%	.1%	2.0%	.0%	.0%	.4%	.1%	12.5%
210	1	0	32	0	1	3	0	247
85.0%	.4%	.0%	13.0%	.0%	.4%	1.2%	.0%	100.0%
29.0%	20.0%	.0%	11.3%	.0%	2.4%	13.0%	.0%	22.7%
19.3%	.1%	.0%	2.9%	.0%	.1%	.3%	.0%	22.7%
244	1	2	160	4	40	11	2	464
52.6%	.2%	.4%	34.5%	.9%	8.6%	2.4%	.4%	100.0%
33.7%	20.0%	66.7%	56.3%	80.0%	95.2%	47.8%	66.7%	42.6%
22.4%	.1%	.2%	14.7%	.4%	3.7%	1.0%	.2%	42.6%
122	1	0	58	1	0	4	0	186
65.6%	.5%	.0%	31.2%	.5%	.0%	2.2%	.0%	100.0%
16.8%	20.0%	.0%	20.4%	20.0%	.0%	17.4%	.0%	17.1%
11.2%	.1%	.0%	5.3%	.1%	.0%	.4%	.0%	17.1%
725	5	3	284	5	42	23	3	1090
66.5%	.5%	.3%	26.1%	.5%	3.9%	2.1%	.3%	100.0%
100.0%	100.0%	100.0%	100.0%	100.0%	100.0%	100.0%	100.0%	100.0%
66.5%	.5%	.3%	26.1%	.5%	3.9%	2.1%	.3%	100.0%

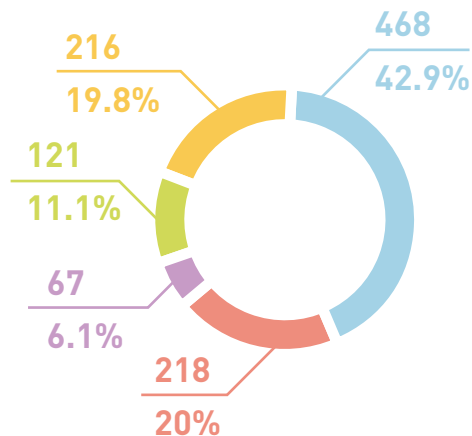
37.5. How much confidence do you have in each of these churches and religious communities / United-Methodist Church.



- Great confidence
- Partial confidence
- Small confidence
- No confidence
- No answer

	Orthodox Christian	Protestant (Methodist, Evangelical, Jehovah's witness)	Catholic christian	Muslim	Muslim Shiit	Muslim Sunit	Atheist / Secular / Agnostic	No answer	Total
Number	38	1	1	13	0	0	1	0	54
% according to answer	70.4%	1.9%	1.9%	24.1%	.0%	.0%	1.9%	.0%	100.0%
% according to faith	5.2%	20.0%	33.3%	4.6%	.0%	.0%	4.3%	.0%	5.0%
% Total	3.5%	.1%	.1%	1.2%	.0%	.0%	.1%	.0%	5.0%
Number	93	0	0	19	0	0	4	0	116
% according to answer	80.2%	.0%	.0%	16.4%	.0%	.0%	3.4%	.0%	100.0%
% according to faith	12.8%	.0%	.0%	6.7%	.0%	.0%	17.4%	.0%	10.6%
% Total	8.5%	.0%	.0%	1.7%	.0%	.0%	.4%	.0%	10.6%
Number	192	2	1	26	0	0	2	0	223
% according to answer	86.1%	.9%	.4%	11.7%	.0%	.0%	.9%	.0%	100.0%
% according to faith	26.5%	40.0%	33.3%	9.2%	.0%	.0%	8.7%	.0%	20.5%
% Total	17.6%	.2%	.1%	2.4%	.0%	.0%	.2%	.0%	20.5%
Number	271	2	1	168	4	36	12	2	496
% according to answer	54.6%	.4%	.2%	33.9%	.8%	7.3%	2.4%	.4%	100.0%
% according to faith	37.4%	40.0%	33.3%	59.2%	80.0%	85.7%	52.2%	66.7%	45.5%
% Total	24.9%	.2%	.1%	15.4%	.4%	3.3%	1.1%	.2%	45.5%
Number	131	0	0	58	1	6	4	1	201
% according to answer	65.2%	.0%	.0%	28.9%	.5%	3.0%	2.0%	.5%	100.0%
% according to faith	18.1%	.0%	.0%	20.4%	20.0%	14.3%	17.4%	33.3%	18.4%
% Total	12.0%	.0%	.0%	5.3%	.1%	.6%	.4%	.1%	18.4%
Number	725	5	3	284	5	42	23	3	1090
% according to answer	66.5%	.5%	.3%	26.1%	.5%	3.9%	2.1%	.3%	100.0%
% according to faith	100.0%	100.0%	100.0%	100.0%	100.0%	100.0%	100.0%	100.0%	100.0%
% Total	66.5%	.5%	.3%	26.1%	.5%	3.9%	2.1%	.3%	100.0%

37.6. How much confidence do you have in each of these churches and religious communities / Jewish community.



- Great confidence
- Partial confidence
- Small confidence
- No confidence
- No answer

	Orthodox Christian	Protestant (Methodist, Evangelical, Jehovah's witness)	Catholic christian	Muslim	Muslim Shiit	Muslim Sunit	Atheist / Secular / Agnostic	No answer	Total
Number	48	1	0	17	0	0	1	0	67
% according to answer	71.6%	1.5%	.0%	25.4%	.0%	.0%	1.5%	.0%	100.0%
% according to faith	6.6%	20.0%	.0%	6.0%	.0%	.0%	4.3%	.0%	6.1%
% Total	4.4%	.1%	.0%	1.6%	.0%	.0%	.1%	.0%	6.1%
Number	89	0	1	28	0	0	3	0	121
% according to answer	73.6%	.0%	.8%	23.1%	.0%	.0%	2.5%	.0%	100.0%
% according to faith	12.3%	.0%	33.3%	9.9%	.0%	.0%	13.0%	.0%	11.1%
% Total	8.2%	.0%	.1%	2.6%	.0%	.0%	.3%	.0%	11.1%
Number	178	2	0	34	0	0	2	0	216
% according to answer	82.4%	.9%	.0%	15.7%	.0%	.0%	.9%	.0%	100.0%
% according to faith	24.6%	40.0%	.0%	12.0%	.0%	.0%	8.7%	.0%	19.8%
% Total	16.3%	.2%	.0%	3.1%	.0%	.0%	.2%	.0%	19.8%
Number	278	2	2	145	4	23	12	2	468
% according to answer	59.4%	.4%	.4%	31.0%	.9%	4.9%	2.6%	.4%	100.0%
% according to faith	38.3%	40.0%	66.7%	51.1%	80.0%	54.8%	52.2%	66.7%	42.9%
% Total	25.5%	.2%	.2%	13.3%	.4%	2.1%	1.1%	.2%	42.9%
Number	132	0	0	60	1	19	5	1	218
% according to answer	60.6%	.0%	.0%	27.5%	.5%	8.7%	2.3%	.5%	100.0%
% according to faith	18.2%	.0%	.0%	21.1%	20.0%	45.2%	21.7%	33.3%	20.0%
% Total	12.1%	.0%	.0%	5.5%	.1%	1.7%	.5%	.1%	20.0%
Number	725	5	3	284	5	42	23	3	1090
% according to answer	66.5%	.5%	.3%	26.1%	.5%	3.9%	2.1%	.3%	100.0%
% according to faith	100.0%	100.0%	100.0%	100.0%	100.0%	100.0%	100.0%	100.0%	100.0%
% Total	66.5%	.5%	.3%	26.1%	.5%	3.9%	2.1%	.3%	100.0%



TOLERANCE, DIALOGUE, COOPERATION! PROMOTING INTER-RELIGIOUS
DIALOGUE IN MACEDONIA THROUGH CAPACITY BUILDING FOR MEDIA AND
RELIGIOUS REPRESENTATIVES.

This publication has been produced with the assistance of the European Union. The contents of this publication are the sole responsibility of the Konrad Adenauer Foundation and the Institute for Democracy "Societas Civilis" – Skopje and can in no way be taken to reflect the views of the European Union.

This project is funded by the European Union and co-funded by the Konrad Adenauer Stiftung