



Wie tickt Trumps Amerika?

Anlage/Datensammlung

Inhalt

- 1. Gesellschaft..... 1
 - a) Häufigste Nachnamen 2010..... 1
 - b) Beliebteste Babynamen 2016..... 2
 - c) Wie viele Amerikaner haben einen Reisepass? 2
 - d) Beliebteste Urlaubsziele im Ausland 3
 - e) Gottesdienstbesuche 3
 - f) Alphabetenzahlen..... 4
 - g) Waffen pro Einwohner..... 4
 - h) Gefängnisinsassen 4
 - i) Größe und Gewicht..... 5
- 2. Haus und Familie..... 6
 - a) Durchschnittsalter Hochzeit..... 6
 - b) Scheidungen 6
 - c) Beliebteste Haustiere..... 7
 - d) Eigentumsbesitzer 7
 - e) Wohnraumgröße 8
 - f) Stromverbrauch pro Haushalt 8
- 3. Bildung und Beruf 9
 - a) Schulabschlüsse 9
 - b) Verschuldung von Studenten 9
 - c) Durchschnittlicher Stundenlohn 10
 - d) Häufigste Berufe 10
- 4. Kultur..... 11
 - a) Teuerster Künstler 11
 - b) Die bisher erfolgreichsten Kinofilme 2017 11
 - c) Aktuell Beliebteste Bücher 14

| | |
|--|----|
| d) Beliebteste Bücher (New York Times Best Seller) | 15 |
| e) Aktuelle Broadway Musicals | 19 |
| f) Aktuell beliebteste Serien..... | 20 |
| g) Durchschnittliche Kinobesuche..... | 20 |
| h) Meistverkaufte Konzerttickets | 21 |
| i) Fahrdienste | 21 |
| 5. Sport..... | 24 |
| a) Lieblingssportarten, die selber ausgeübt werden | 24 |
| b) Lieblingssportarten zum Zuschauen | 25 |
| 6. Ernährung..... | 25 |
| a) Restaurantbesuche | 25 |
| b) Lieblingsessen | 26 |
| c) Beliebteste Fast Food Restaurants..... | 27 |
| 7. Gesundheit..... | 27 |
| a) Häufigste Todesursachen..... | 27 |
| b) Wie viele Amerikaner nehmen Psychopharmaka? | 28 |
| c) Zahl übergewichtiger Menschen..... | 28 |
| d) Ärztedichte..... | 29 |
| e) Lebenserwartung | 29 |
| 8. Medien | 30 |
| a) Fernsehgewohnheiten | 30 |
| b) Tageszeitungen nach Auflage (Stand Mai 2016) | 30 |
| c) Beliebteste Smartphone-Apps | 31 |
| d) Fernsehsendungen mit höchsten Einschaltquoten (2016-2017) | 31 |
| e) Facebook..... | 32 |
| f) Twitter | 33 |
| 9. Kaufverhalten..... | 34 |
| a) Bestverkaufte Autos im Mai 2017 | 34 |
| b) Meistgekaufte Amazon Artikel | 35 |
| c) Die 10 beliebtesten Bekleidungsgeschäfte in Amerika..... | 36 |
| d) Videospiele | 37 |

1. Gesellschaft

a) Häufigste Nachnamen 2010

(Census erhebt dies nur alle zehn Jahre)

Frequently Occurring Surnames from the 2010 Census



NOTE: This presentation of data focuses on summarized aggregates of counts and characteristics associated with surnames, and the data do not in any way identify any specific individuals.

Tabulations of all surnames occurring 100 or more times in the 2010 Census returns are provided in the files listed below. The first link explains the methodology used for identifying and editing names data. The second link provides an Excel file of the top 1,000 surnames. The third link provides zipped Excel and CSV (comma separated) files of the complete list of 162,253 names. The top ten surnames are:

| Name | Number Of Occurrences |
|-----------|-----------------------|
| Smith | 2,442,977 |
| Johnson | 1,932,812 |
| Williams | 1,625,252 |
| Brown | 1,437,026 |
| Jones | 1,425,470 |
| Garcia | 1,166,120 |
| Miller | 1,161,437 |
| Davis | 1,116,357 |
| Rodriguez | 1,094,924 |
| Martinez | 1,060,159 |

https://www.census.gov/topics/population/genealogy/data/2010_surnames.html

b) Beliebteste Babynamen 2016

| 2016 Most Popular Names in US | | |
|--|-----------|----------|
| Check for a name in this list | | |
| <input type="text" value="Check for a name..."/> | | |
| Rank | Girls | Boys |
| 1 | Emma | Noah |
| 2 | Olivia | Liam |
| 3 | Ava | William |
| 4 | Sophia | Mason |
| 5 | Isabella | James |
| 6 | Mia | Benjamin |
| 7 | Charlotte | Jacob |
| 8 | Abigail | Michael |
| 9 | Emily | Elijah |
| 10 | Harper | Ethan |

https://nameberry.com/popular_names/US

c) Wie viele Amerikaner haben einen Reisepass? Valid Passports in Circulation (1989-2016)

| Year | Valid U.S. Passports |
|------|----------------------|
| 2016 | 131,841,062 |
| 2015 | 125,907,176 |
| 2014 | 121,512,341 |
| 2013 | 117,443,735 |
| 2012 | 113,431,943 |
| 2011 | 109,780,364 |
| 2010 | 101,797,872 |

<https://travel.state.gov/content/passports/en/passports/statistics.html>

d) Beliebteste Urlaubsziele im Ausland

U.S. CITIZEN TRAVEL TO INTERNATIONAL REGIONS

2016

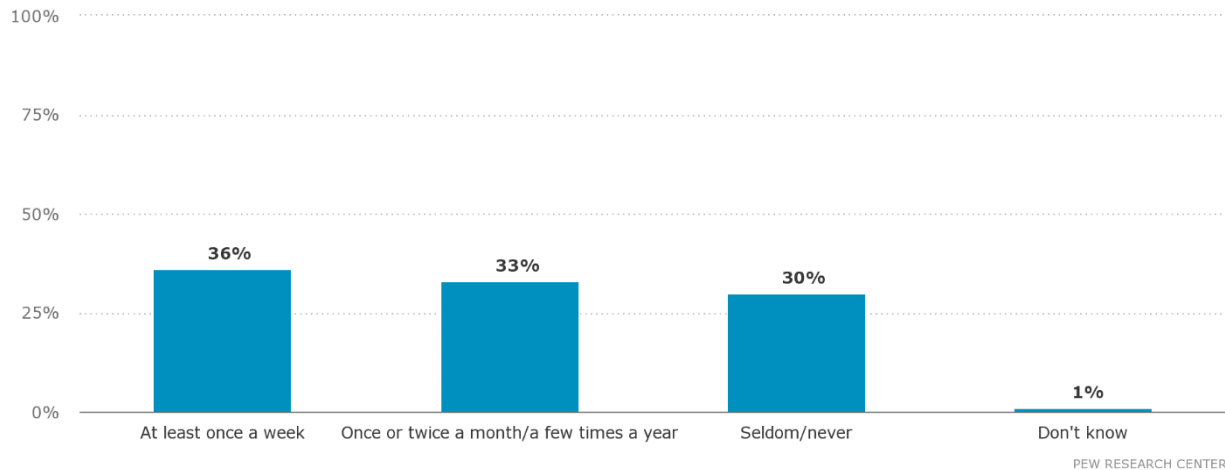
| Regions | Jan | Feb | Mar | Apr | May | Jun | Jul | Aug | Sep | Oct | Nov | Dec | YTD | | | |
|-----------------------|-----------|-----------|-----------|-----------|-----------|-----------|-----------|-----------|-----------|-----------|-----------|------|-----------|------------------|--------------|--------|
| | | | | | | | | | | | | | Total YTD | % Change YTD (1) | Market Share | |
| Europe | 615,470 | 546,246 | 912,603 | 976,044 | 1,441,559 | 1,837,000 | 1,654,182 | 1,356,022 | 1,437,634 | 1,055,110 | 750,951 | | | 12,582,821 | 6.9% | 17.3% |
| Caribbean | 588,925 | 643,467 | 809,877 | 687,500 | 641,598 | 803,919 | 890,781 | 645,065 | 416,980 | 451,579 | 502,982 | | | 7,082,673 | 2.0% | 9.8% |
| Asia | 434,366 | 351,237 | 479,397 | 440,303 | 452,593 | 488,734 | 460,034 | 388,236 | 405,050 | 488,441 | 435,521 | | | 4,823,912 | 9.5% | 6.6% |
| South America | 153,576 | 160,319 | 183,477 | 145,179 | 160,869 | 202,821 | 198,609 | 178,300 | 129,157 | 131,988 | 136,772 | | | 1,781,067 | 8.9% | 2.5% |
| Central America | 258,520 | 260,786 | 320,266 | 222,167 | 227,876 | 319,273 | 332,404 | 218,258 | 146,172 | 161,373 | 188,361 | | | 2,655,456 | 7.5% | 3.7% |
| Oceania | 58,440 | 72,704 | 68,529 | 47,648 | 51,715 | 58,120 | 59,085 | 52,475 | 47,696 | 55,719 | 62,410 | | | 634,541 | 11.5% | 0.9% |
| Middle East | 178,493 | 152,882 | 184,931 | 147,391 | 188,052 | 214,771 | 221,530 | 177,224 | 155,408 | 148,121 | 166,413 | | | 1,935,216 | 5.8% | 2.7% |
| Africa | 26,709 | 22,661 | 31,706 | 26,726 | 33,005 | 36,015 | 41,695 | 32,521 | 28,808 | 25,423 | 23,483 | | | 328,752 | 3.8% | 0.5% |
| Total Overseas (2) | 2,314,499 | 2,210,302 | 2,990,786 | 2,692,958 | 3,197,267 | 3,960,653 | 3,858,320 | 3,048,101 | 2,766,905 | 2,517,754 | 2,266,893 | | | 31,824,438 | 6.3% | 43.9% |
| Mexico (Total) (3)(P) | 2,543,012 | 2,432,735 | 2,824,993 | 2,391,385 | 2,406,555 | 2,598,428 | 2,903,458 | 2,436,957 | 2,110,991 | 2,533,117 | 2,619,718 | | | 27,801,348 | 8.6% | 38.3% |
| Mexico (Air) (2) | 703,811 | 751,950 | 934,935 | 732,306 | 714,455 | 897,872 | 900,988 | 635,614 | 450,156 | 587,448 | 630,799 | | | 7,940,334 | 11.1% | (6) |
| Canada (Total) (4) | 526,018 | 613,377 | 755,707 | 801,425 | 1,154,078 | 1,668,418 | 2,310,246 | 1,953,135 | 1,414,075 | 1,012,488 | 712,434 | | | 12,934,202 | 11.1% | 17.8% |
| Canada (Air) (4) | 193,437 | 226,448 | 267,993 | 279,412 | 378,497 | 545,299 | 629,581 | 538,070 | 452,403 | 356,702 | 269,257 | | | 4,152,674 | 23.7% | (6) |
| North America | 3,069,030 | 3,046,112 | 3,580,700 | 3,192,810 | 3,560,633 | 4,266,846 | 5,213,704 | 4,390,092 | 3,525,066 | 3,545,605 | 3,332,152 | | | 40,735,550 | 9.4% | 56.1% |
| Grand Total | 5,383,529 | 5,256,414 | 6,571,486 | 5,885,768 | 6,757,900 | 8,227,499 | 9,072,024 | 7,438,193 | 6,291,971 | 6,063,359 | 5,599,045 | | | 72,559,988 | 8.0% | 100.0% |
| Monthly % Chg (1) | | 9.7% | 10.8% | 12.2% | 6.6% | 6.1% | 6.1% | 10.2% | 5.3% | 8.8% | 10.3% | 3.6% | | | | |

<http://travel.trade.gov/view/m-2016-O-001/index.html>

e) Gottesdienstbesuche

Attendance at religious services

% of adults who attend religious services...



<http://www.pewforum.org/religious-landscape-study/attendance-at-religious-services/>

f) Analphabetenzahlen

Illiteracy Statistics

Share This Data



| U.S. Illiteracy Statistics | Data |
|---|------------|
| Percent of U.S. adults who can't read (below a basic level) | 14 % |
| Number of U.S. adults who can't read | 32,000,000 |
| Percent of prison inmates who can't read | 70 % |
| Percent of high school graduates who can't read | 19 % |

<http://www.statisticbrain.com/number-of-american-adults-who-cant-read/>

g) Waffen pro Einwohner

The 10 countries with the most guns

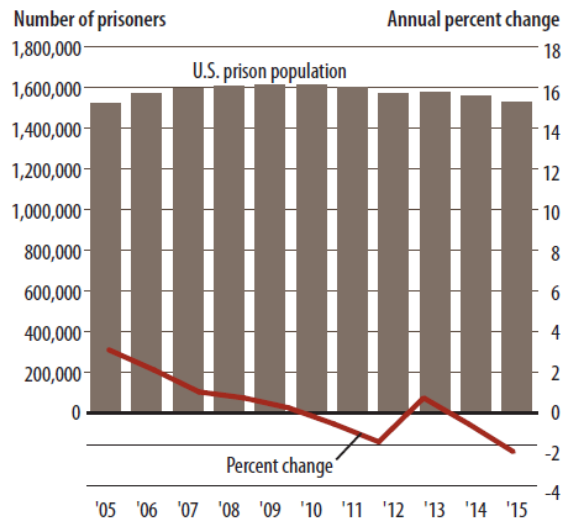
- 1 USA - 112.6 guns per 100 residents
- 2 Serbia - 75.6
- 3 Yemen - 54.8
- 4 Switzerland - 45.7
- 5 Cyprus - 36.4
- 6 Saudi Arabia - 35
- 7 Iraq - 34.2
- 8 Uruguay - 31.8
- 9 Sweden - 31.6
- 10 Norway - 31.3

<http://www.telegraph.co.uk/travel/maps-and-graphics/mapped-the-countries-with-the-most-guns/>

h) Gefängnisinsassen

1,526,800

FIGURE 1
Prisoners under the jurisdiction of state or federal
correctional authorities, December 31, 2005–2015



<https://www.bjs.gov/content/pub/pdf/p15.pdf>

i) Größe und Gewicht

Body Measurements



Data are for the U.S.

Measured average height, weight, and waist circumference for adults ages 20 years and over

- **Men:**

Height in inches: 69.2

Weight in pounds: 195.7

Waist circumference in inches: 40.0* (101.5 centimeters)

- **Women:**

Height in inches: 63.7

Weight in pounds: 168.5

Waist circumference in inches: 38.1* (96.9 centimeters)*Unpublished figure. Derived from converting published figures listed in centimeters to inches.

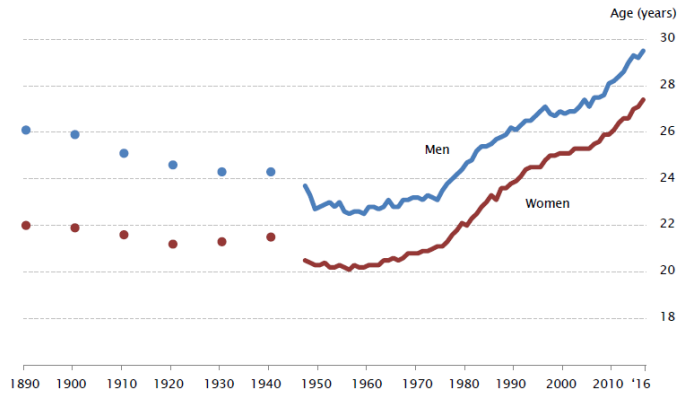
Source: [Anthropometric Reference Data for Children and Adults: United States, 2011-2014, tables 4, 6, 10, 12, 19, 20](#) [PDF - 2.7 MB]

<https://www.cdc.gov/nchs/fastats/body-measurements.htm>

2. Haus und Familie

a) Durchschnittsalter Hochzeit

Figure MS-2
Median age at first marriage: 1890 to present



United States
Census
Bureau

U.S. Department of Commerce
Economic and Statistics Administration
U.S. CENSUS BUREAU
census.gov

Source: U.S. Census Bureau, Decennial Censuses, 1890 to 1940, and Current Population Survey, Annual Social and Economic Supplements, 1947 to 2016.

<https://www.census.gov/content/dam/Census/library/visualizations/time-series/demo/families-and-households/ms-2.pdf>

b) Scheidungen

Provisional number of divorces and annulments and rate: United States, 2000-2015

| Year | Divorces & annulments | Population | Rate per 1,000 total population |
|--------|-----------------------|-------------|---------------------------------|
| 2015/1 | 800,909 | 258,518,265 | 3.1 |
| 2014/1 | 813,862 | 256,483,624 | 3.2 |
| 2013/1 | 832,157 | 254,408,815 | 3.3 |
| 2012/2 | 851,000 | 248,041,986 | 3.4 |
| 2011/2 | 877,000 | 246,273,366 | 3.6 |
| 2010/2 | 872,000 | 244,122,529 | 3.6 |
| 2009/2 | 840,000 | 242,610,561 | 3.5 |
| 2008/2 | 844,000 | 240,545,163 | 3.5 |
| 2007/2 | 856,000 | 238,352,850 | 3.6 |
| 2006/2 | 872,000 | 236,094,277 | 3.7 |
| 2005/2 | 847,000 | 233,495,163 | 3.6 |
| 2004/3 | 879,000 | 236,402,656 | 3.7 |
| 2003/4 | 927,000 | 243,902,090 | 3.8 |
| 2002/5 | 955,000 | 243,108,303 | 3.9 |
| 2001/6 | 940,000 | 236,416,762 | 4.0 |
| 2000/6 | 944,000 | 233,550,143 | 4.0 |

https://www.cdc.gov/nchs/data/dvs/national_marriage_divorce_rates_00-15.pdf

c) Beliebteste Haustiere

2017-2018 APPA National Pet Owners Survey Statistics: Pet Ownership & Annual Expenses

According to the [2017-2018 APPA National Pet Owners Survey](#), 68% of U.S. households own a pet, which equates to 84.6 millions homes

In 1988, the first year the survey was conducted, 56% of U.S. households owned a pet.

Breakdown of pet ownership in the U.S. according to the 2017-2018 APPA National Pet Owners Survey

Number of U.S. Households that Own a Pet (millions)

| | |
|-----------------|------|
| Bird | 7.9 |
| Cat | 47.1 |
| Dog | 60.2 |
| Horse | 2.6 |
| Freshwater Fish | 12.5 |
| Saltwater Fish | 2.5 |
| Reptile | 4.7 |
| Small Animal | 6.7 |

Total Number of Pets Owned in the U.S. (millions)

| | |
|-----------------|-------|
| Bird | 20.3 |
| Cat | 94.2 |
| Dog | 89.7 |
| Horse | 7.6 |
| Freshwater Fish | 139.3 |
| Saltwater Fish | 18.8 |
| Reptile | 9.4 |
| Small Animal | 14.0 |

https://www.americanpetproducts.org/press_industrytrends.asp

d) Eigentumsbesitzer

Percent of Americans Who Own Their Home

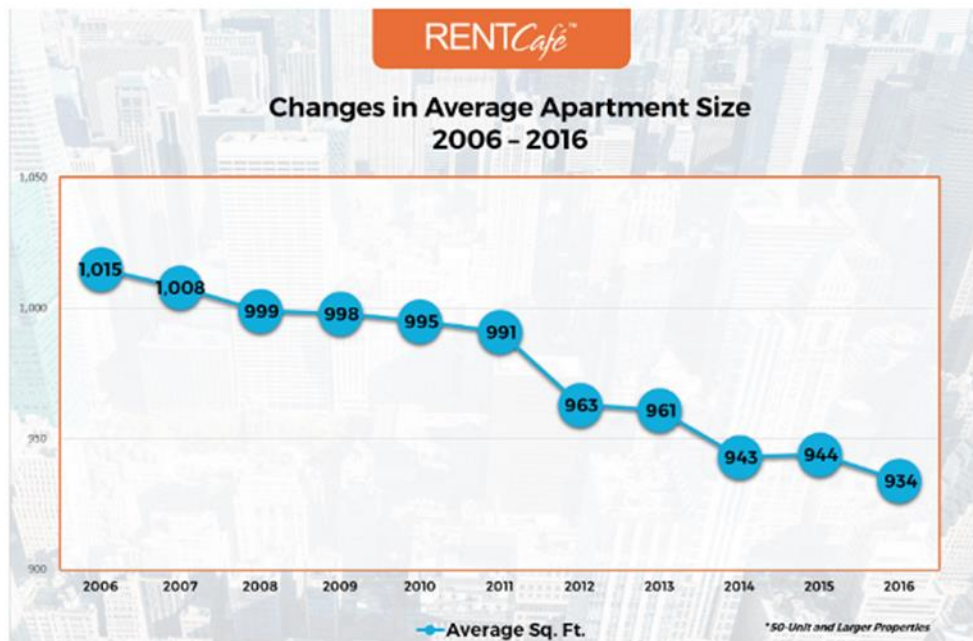
Share This Data



| Year | Percent Who Own Home | Percent Free and Clear |
|------|----------------------|------------------------|
| 2015 | 62.2 % | 26.3 % |
| 2014 | 67.35 % | 29.75 % |
| 2013 | 64.5 % | 29 % |
| 2009 | 67.4 % | 27 % |
| 2000 | 67 % | 28.1 % |

<http://www.statisticbrain.com/percent-of-americans-who-own-their-home/>

e) Wohnraumgröße



<https://www.census.gov/const/C25Ann/sfttotalmedavgsqft.pdf>

f) Stromverbrauch pro Haushalt

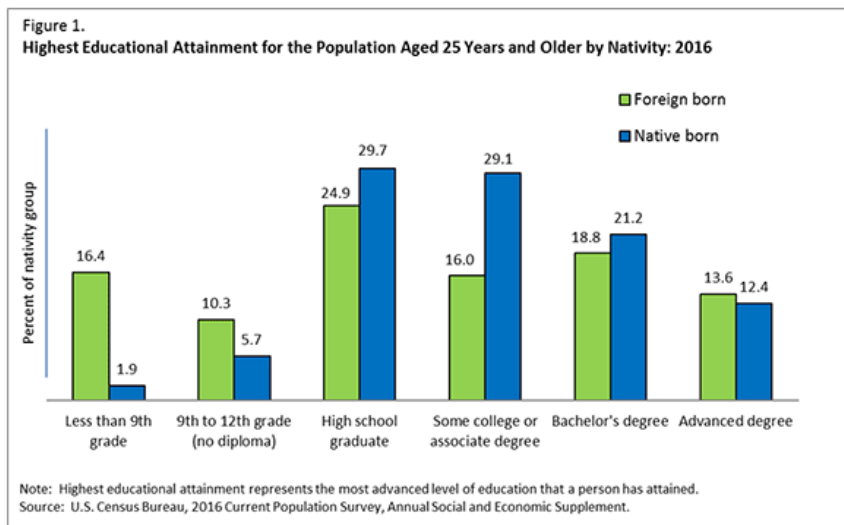
How much electricity does an American home use?

In 2015, the average annual electricity consumption for a U.S. residential utility customer was 10,812 kilowatthours (kWh), an average of 901 kWh per month. Louisiana had the highest annual electricity consumption at 15,435 kWh per residential customer, and Hawaii had the lowest at 6,166 kWh per residential customer.

<https://www.eia.gov/tools/faqs/faq.php?id=97&t=3>

3. Bildung und Beruf

a) Schulabschlüsse



https://www.census.gov/newsroom/blogs/random-samplings/2017/03/immigrant_familiesa.html

b) Verschuldung von Studenten

Overall Statistics

Before delving into the nitty-gritty details, it is best to give an overall snapshot of the current student loan debt situation. Here are a few statistics that will give you a better idea of where the nation stands with its second leading form of debt:

- **National Student Loan Debt** - \$1,407,200,000,000 (\$1.41 trillion)
- **Overall Number of Student Loan Borrowers** - 44,179,100 (~70% of college students)
- **Student Loan Default Rate** - 10.7%
- **Student Loan Delinquency Rate** - 5.41%
- **Average Debt per Student Borrower** - \$27,857

(Resource: Federal Reserve Bank of New York Consumer Credit Panel/Equifax)

<https://studentloans.net/student-loan-debt-statistics/>

c) Durchschnittlicher Stundenlohn



<https://tradingeconomics.com/united-states/wages>

d) Häufigste Berufe

3. Combined food preparation and serving workers (including fast food)

Number of people with this job in the US: 3,216,460

Average annual pay: \$19,710

2. Cashier

Number of people with this job in the US: 3,478,420

Average annual pay: \$20,990

1. Retail salesperson

Number of people with this job in the US: 4,612,510

Average annual pay: \$26,340

<http://www.businessinsider.com/pay-for-most-popular-jobs-in-the-us-2016-8/#-19>

4. Kultur

a) Teuerster Künstler

Jean-Michel Basquiat - Untitled für 110,5 Millionen USD

<http://money.cnn.com/2017/05/18/luxury/jean-michel-basquiat-untitled-painting-auction-record/index.html>

b) Aktuell beliebteste Theaterstücke

AMERICAN THEATRE'S TOP 10* MOST-PRODUCED PLAYS OF 2016-17

- *Hand to God* by Robert Askins: 13
- *Constellations* by Nick Payne: 10
- *Disgraced* by Ayad Akhtar: 10
- *Million Dollar Quartet* by Floyd Mutrux and Colin Escott: 10
- *The Christians* by Lucas Hnath: 8
- *Peter and the Starcatcher*, adapted by Rick Elice from Dave Barry and Ridley Pearson: 8
- *The Legend of Georgia McBride* by Matthew Lopez: 7
- *Sex With Strangers* by Laura Eason: 7
- *Intimate Apparel* by Lynn Nottage: 6
- *King Charles III* by Mike Bartlett: 6
- *A Raisin in the Sun* by Lorraine Hansberry: 6
- *Sister Act*, with book by Bill and Cheri Steinkellner, music by Alan Menken, and lyrics by Glenn Slater: 6

*actually 12 due to ties

<http://www.americantheatre.org/2016/09/21/the-top-10-most-produced-plays-of-the-2016-17-season/>

b) Die bisher erfolgreichsten Kinofilme 2017

| Platz | Titel | Budget in Mio. \$ | Einnahmen in den US in Mio. \$ |
|-------|---|-------------------|--------------------------------|
| 1 | Die Schöne und das Biest Beauty and the Beast (French: La Belle et la Bête) is a traditional fairy tale written by French novelist Gabrielle-Suzanne Barbot de Villeneuve and published in 1740 in La Jeune Américaine et les contes marin. | 160 | 503, 9 |
| 2 | Guardians of the Galaxy Vol. 2 It is a 2017 American superhero film based on the Marvel Comics superhero team Guardians of the Galaxy. | 200 | 384,3 |
| 3 | Wonder Woman | 149 | 354, 6 |


| | | | |
|---|--|-----|--------|
| | <p>Wonder Woman is a fictional superhero appearing in American comic books published by DC Comics.¹</p> <p>As in most other comic-based movies, there's lots of explosive, destructive action violence. There's more romance here than in many of the male-centric superhero movies. Diana/Wonder Woman (Gal Gadot) is often naive, but she's clearly the heroine of the story, and her interest in saving people means she acts bravely and selflessly, setting an example for others. Both starring and directed by women, this is a surprisingly diverse superhero story with strong messages about teamwork, courage, and compassion.</p> | | |
| 4 | <p>Logan- the Wolverine</p> <p>This film is part of the X-Men series. The main issue is the extremely strong, bloody comic book violence, including characters being sliced through flesh and skulls, shot, shown in pain, and killed. A young girl is involved in the fights. The movie also explores the importance of family.</p> | 97 | 226,3 |
| 5 | <p>Fast and Furious 8</p> <p>The American action film directed by F. Gary Gray and written by Chris Morgan is the eighth installment in The Fast and the Furious franchise. Vin Diesel, Jason Statham and Dwayne Johnson are main actors. The antagonist is super-hacker Cipher who has the power to hack into anything with a chip – including, obviously, most cars.</p> | 250 | 225, 5 |
| 6 | <p>The Lego Batman Movie</p> <p>The Lego Batman Movie is a 2017 3D computer-animated superhero comedy film, produced by Warner Animation Group. Based on the Lego Batman toy line, the film is an international co-production of the United States, Australia and Denmark. The story focuses on the DC Comics character Batman as he attempts to overcome his greatest fear to stop the Joker's latest plan, with Will Arnett reprising his role as Batman for the film, with the cast also including the voices of Zach Galifianakis, Michael Cera, Rosario Dawson and Ralph</p> | 80 | 175, 8 |

| | | | |
|----|--|-----|-------|
| | Fiennes. | | |
| 7 | <p>Get Out</p> <p>Get Out is a 2017 American horror film in which a young black man must contend with veiled racism and then outright terror when his white girlfriend takes him to meet her parents and others for the first time.</p> | 4,5 | 175,5 |
| 8 | <p>The Boss Baby</p> <p>The Boss Baby is a 2017 American computer-animated comedy film loosely based on the 2010 picture book of the same name written and illustrated by Marla Frazee^[4] and produced by DreamWorks Animation. The title character, The Boss Baby, has the voice of Alec Baldwin. The plot follows a baby who is a secret agent in the war between babies and puppies.</p> | 125 | 173 |
| 9 | <p>Kong: Skull Island</p> <p>Kong: Skull Island is a 2017 American monster film that is a reboot of the King Kong franchise.</p> | 190 | 168,1 |
| 10 | <p>Pirates of the Caribbean, Salazars Rache</p> <p>Pirates of the Caribbean: Dead Men Tell No Tales (released overseas as Pirates of the Caribbean: Salazar's Revenge)^[6] is a 2017 American swashbuckler fantasy film. It is the fifth installment in the Pirates of the Caribbean film series.</p> <p>Johnny Depp, Kevin McNally and Geoffrey Rush reprise their roles as Jack Sparrow, Joshamee Gibbs and Hector Barbossa, respectively, while Javier Bardem, Brenton Thwaites and Kaya Scodelario join the cast as Armando Salazar, Henry Turner and Carina Smyth. The film also features the returns of Orlando Bloom and Keira Knightley as Will Turner and Elizabeth Swann, following their absence from the previous film.</p> | 230 | 166,9 |

<http://www.filmstarts.de/filme/bildergalerien/bildergalerie-18513296/?page=30>

c) Aktuell Beliebteste Bücher

ARCH The New York Times konrat



BOOKS | BEST SELLERS

Combined Print & E-Book Fiction

FICTION | NONFICTION | CHILDREN'S | MONTHLY LISTS July 23, 2017






1 5 WEEKS ON THE LIST
CAMINO ISLAND
by John Grisham | Doubleday
A search for stolen rare manuscripts leads to a Florida island.
[Buy](#) [Read Review](#)


2 NEW THIS WEEK
WIRED
by Julie Garwood | Berkley
An F.B.I. agent recruits an idealistic (and beautiful) hacker to help him find a leaker.
[Buy](#)

3 24 WEEKS ON THE LIST
THE WOMAN IN CABIN 10
by Ruth Ware | Scout
A travel writer on a cruise is certain she has heard a body thrown overboard, but no one believes her.
[Buy](#)

4 2 WEEKS ON THE LIST
MURDER GAMES
by James Patterson and Howard Roughan | Little, Brown
An expert on serial murder becomes involved in the hunt for a New York City killer who leaves a playing card at the crime scene.
[Buy](#)

5 4 WEEKS ON THE LIST
THE IDENTICALS
by Elin Hilderbrand | Little, Brown
Complications in the lives of identical twins who were raised by their divorced parents, one on Nantucket, one on Martha's Vineyard.
[1-grisham.html](#)





Sophisticated social, made simple.

Enterprise solutions for social business.

[Learn More](#)






When you purchase an independently reviewed book through our site, we earn an affiliate commission.

BEST SELLERS METHODOLOGY

A version of this list appears in the July 23, 2017 issue of The New York Times Book Review. Rankings reflect sales for the week ending July 8, 2017. Lists are published early online.

[More about our methodology](#)

BEST SELLERS SYMBOL KEY

| | | |
|--------|---|---|
| 6 ↑ | 16 WEEKS ON THE LIST THE HANDMAID'S TALE by Margaret Atwood Houghton Mifflin Harcourt In a dystopian future, men and women perform the services assigned to them. |  |
| 7 ↓ | 2 WEEKS ON THE LIST USE OF FORCE by Brad Thor Atria/Emily Bestler The counterterrorism operative Scot Harvath is called in when a missing terrorism suspect drowns off the Italian coast. |  |
| 8 | NEW THIS WEEK THE HARD WAY by Lee Child Dell Tracking down kidnapers, Jack Reacher learns secrets he'd rather not know. |  |
| 9 ↓ | 2 WEEKS ON THE LIST THE DUCHESS by Danielle Steel Delacorte A 19th-century British duke's daughter, disinherited by her half brothers, flees to Paris to make an unconventional new life. |  |
| 10 | 10 WEEKS ON THE LIST INTO THE WATER by Paula Hawkins Riverhead In this psychological thriller by the author of "The Girl on the Train," drowned women are found in an English river town. |  |

d) Beliebteste Bücher (New York Times Best Seller)

Rankings on weekly lists reflect sales for the week ending August 26, 2017. Lists are published early online. Authoritatively ranked lists of books sold in the United States, sorted by format and genre.

Nonfiction

Buy ▾ Read Review

Buy ▾

Buy ▾

Buy ▾ Read Review

Buy ▾ Read Review

Hardcover Nonfiction >

1 

17 WEEKS ON THE LIST
ASTROPHYSICS FOR PEOPLE IN A HURRY
by Neil deGrasse Tyson
A straightforward, easy-to-understand introduction to the universe.

Buy ▾

2 


57 WEEKS ON THE LIST
HILLBILLY ELEGY
by J.D. Vance
A Yale Law School graduate looks at the struggles of America's white working class through his own childhood.

Buy ▾

3 


13 WEEKS ON THE LIST
AL FRANKEN, GIANT OF THE SENATE
by Al Franken
A memoir by the Democratic senator from Minnesota and former "Saturday Night Live" writer.

Buy ▾ Read Review

4 

3 WEEKS ON THE LIST
WHY BUDDHISM IS TRUE
by Robert Wright
Neuroscience and psychology findings are used to support Buddhist practice and meditation.


Buy ▾ Read Review

5 

18 WEEKS ON THE LIST
OPTION B
by Sheryl Sandberg and Adam Grant
Insight on facing adversity and building resilience.

Buy ▾


Paperback Nonfiction >

1 


388 WEEKS ON THE LIST
THE GLASS CASTLE
by Jeannette Walls

2 


75 WEEKS ON THE LIST
JUST MERCY
by Bryan Stevenson

3 

205 WEEKS ON THE LIST
THE IMMORTAL LIFE OF HENRIETTA LACKS
by Rebecca Skloot

4 

26 WEEKS ON THE LIST
ON TYRANNY
by Timothy Snyder

5 

152 WEEKS ON THE LIST
THE NEW JIM CROW
by Michelle Alexander

The Glass Castle is a 2005 memoir by Jeannette Walls. The book recounts the unconventional, poverty-stricken upbringing Walls and her siblings had at the hands of their deeply dysfunctional parents. https://en.wikipedia.org/wiki/The_Glass_Castle

Just Mercy Bryan Stevenson was a young lawyer when he founded the Equal Justice Initiative, a legal practice dedicated to defending those most desperate and in need: the poor, the wrongly condemned, and women and children trapped in the farthest reaches of our criminal justice system. One of his first cases was that of Walter McMillian, a young man who was sentenced to die for a notorious murder he insisted he didn't commit. The case drew Bryan into a tangle of conspiracy, political machinations, and legal brinkmanship—and transformed his understanding of mercy and justice forever.

<http://bryanstevenson.com/the-book/>

The immortal life of Henrietta Lacks She was a poor black tobacco farmer whose cells—taken without her knowledge in 1951—became one of the most important tools in medicine, vital for developing the polio vaccine, cloning, gene mapping, and more. Henrietta's cells have been bought and sold by the billions, yet she remains virtually unknown, and her family can't afford health insurance. This phenomenal New York Times bestseller tells a riveting story of the collision between ethics, race, and medicine; of scientific discovery and faith healing; and of a daughter consumed with questions about the mother she never knew. <https://www.amazon.de/Immortal-Life-Henrietta-Lacks/dp/1400052181>

On Tyranny The Founding Fathers tried to protect us from the threat they knew, the tyranny that overcame ancient democracy. Today, our political order faces new threats, not unlike the totalitarianism of the twentieth century. We are no wiser than the Europeans who saw democracy yield to fascism, Nazism, or communism. Our one advantage is that we might learn from their experience. <https://www.amazon.com/Tyranny-Twenty-Lessons-Twentieth-Century/dp/0804190119>

The new Jim Crow Praised by Harvard Law professor Lani Guinier as "brave and bold," this book directly challenges the notion that the election of Barack Obama signals a new era of colorblindness. With dazzling candor, legal scholar Michelle Alexander argues that "we have not ended racial caste in America; we have merely redesigned it." By targeting black men through the War on Drugs and decimating communities of color, the U.S. criminal justice system functions as a contemporary system of racial control—relegating millions to a permanent second-class status—even as it formally adheres to the principle of colorblindness. In the words of Benjamin Todd Jealous, president and CEO of the NAACP, this book is a "call to action." <https://www.amazon.com/New-Jim-Crow-Incarceration-Colorblindness/dp/1595586431>

Fiction

SEARCH

The New York Times

BOOKS

The New York Times Best Sellers






Authoritatively ranked lists of books sold in the United States, sorted by format and genre.



FICTION | NONFICTION | CHILDREN'S | MONTHLY LISTS

September 10, 2017

Combined Print & E-Book Fiction >

- | | | | | |
|---|---|---|--|--|
| <p>1</p>  <p>Y IS FOR YESTERDAY by Sue Grafton</p> <p>NEW THIS WEEK</p> <p>The 25th Kinsey Millhone mystery novel. A former student from an elite private school is released from prison and a sociopath returns to haunt the detective.</p> <p>Buy</p> | <p>2</p>  <p>SEEING RED by Sandra Brown</p> <p>2 WEEKS ON THE LIST</p> <p>The TV journalist Kerra Bailey and former federal agent John Trapper join forces to expose a web of conspiracy behind a hotel bombing in Dallas.</p> <p>Buy</p> | <p>3</p>  <p>THE STORE by James Patterson and Richard DiLallo</p> <p>2 WEEKS ON THE LIST</p> <p>Two New York writers go undercover to expose the secrets of a powerful retailer.</p> <p>Buy</p> | <p>4</p>  <p>THE WHISTLER by John Grisham</p> <p>23 WEEKS ON THE LIST</p> <p>A whistleblower alerts a Florida investigator to judicial corruption involving the Mob and Indian casinos.</p> <p>Buy Read Review</p> | <p>5</p>  <p>BEFORE WE WERE YOURS by Lisa Wingate</p> <p>4 WEEKS ON THE LIST</p> <p>A South Carolina lawyer, researching her grandmother's past, learns about a Tennessee orphanage that kidnapped children and placed them for adoption with wealthy people. Based on a real-life scandal.</p> <p>Buy</p> |
|---|---|---|--|--|

When you purchase an independently reviewed book through our site, we earn an affiliate commission.

Help

SEARCH

The New York Times

Based on a real-life scandal.

[Buy](#)

[Buy](#)






[Buy](#)

[Buy](#) [Read Review](#)

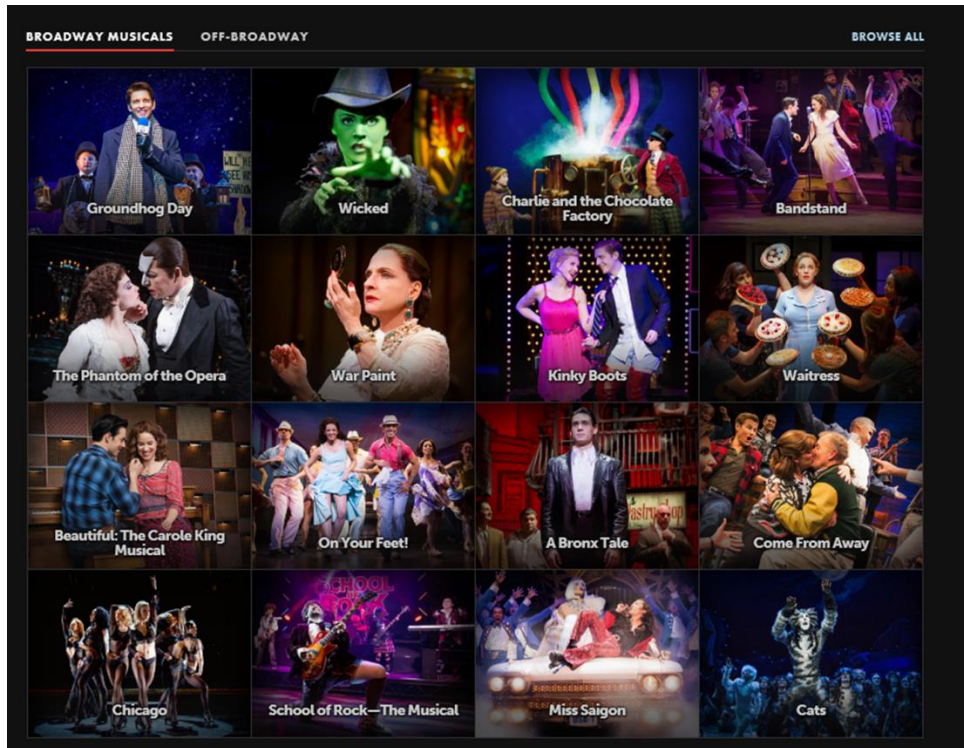
[Buy](#)

When you purchase an independently reviewed book through our site, we earn an affiliate commission.

Hardcover Fiction >

- | | | | | |
|---|---|---|---|--|
| <p>1</p>  <p>Y IS FOR YESTERDAY by Sue Grafton</p> <p>NEW THIS WEEK</p> <p>The 25th Kinsey Millhone mystery novel. A former student from an elite private school is released from prison and a sociopath returns to haunt the detective.</p> <p>Buy</p> | <p>2</p>  <p>THE STORE by James Patterson and Richard DiLallo</p> <p>2 WEEKS ON THE LIST</p> <p>Two New York writers go undercover to expose the secrets of a powerful retailer.</p> <p>Buy</p> | <p>3</p>  <p>SEEING RED by Sandra Brown</p> <p>2 WEEKS ON THE LIST</p> <p>The TV journalist Kerra Bailey and former federal agent John Trapper join forces to expose a web of conspiracy behind a hotel bombing in Dallas.</p> <p>Buy</p> | <p>4</p>  <p>CAMINO ISLAND by John Grisham</p> <p>12 WEEKS ON THE LIST</p> <p>A search for stolen rare manuscripts leads to a Florida island.</p> <p>Buy Read Review</p> | <p>5</p>  <p>THE LATE SHOW by Michael Connelly</p> <p>6 WEEKS ON THE LIST</p> <p>Renée Ballard, a young detective with the L.A.P.D., investigates crimes against two women.</p> <p>Buy</p> |
|---|---|---|---|--|

e) Aktuelle Broadway Musicals



f) Aktuell beliebteste Serien











IMDb Charts

Most Popular TV Shows

As determined by IMDb Users

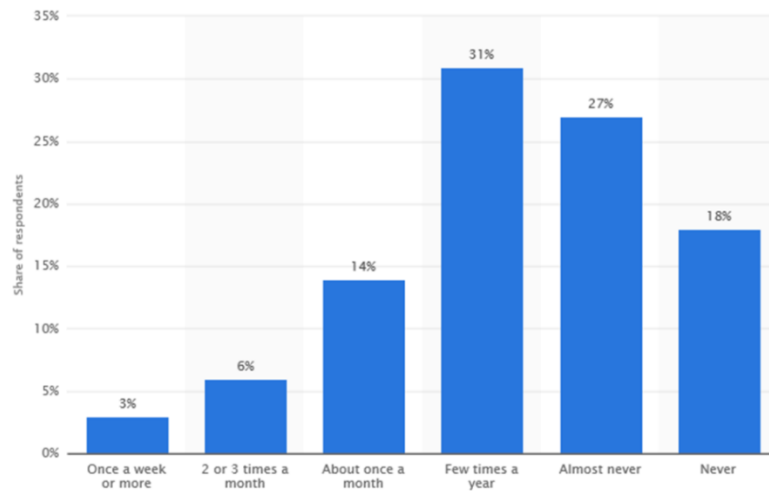
Log in to rate your favorite titles. [Leave feedback](#) on Most Popular TV Shows

Showing 100 Titles Sort by: **Ranking** ↓↑

| Rank & Title | IMDb Rating | Your Rating |
|---|-------------|-------------|
|  Game of Thrones - Das Lied von Eis und Feuer (2011) 1 (no change) | ★ 9,5 | ☆ + |
|  GLOW (2017) 2 (no change) | ★ 8,1 | ☆ + |
|  Castlevania (2017) 3 (▲ 42) | ★ 8,2 | ☆ + |
|  Orange Is the New Black (2013) 4 (◆ 1) | ★ 8,2 | ☆ + |
|  The Handmaid's Tale (2017) 5 (◆ 2) | ★ 8,7 | ☆ + |
|  Suits (2011) 6 (◆ 22) | ★ 8,7 | ☆ + |
|  The Big Bang Theory (2007) 7 (◆ 2) | ★ 8,3 | ☆ + |
|  Shameless - Nicht ganz nüchtern (2011) 8 (no change) | ★ 8,7 | ☆ + |
|  Fear the Walking Dead (2015) 9 (◆ 12) | ★ 7,1 | ☆ + |
|  The Tick (2017) 10 (◆ 490) | ★ 7,3 | ☆ + |

g) Durchschnittliche Kinobesuche

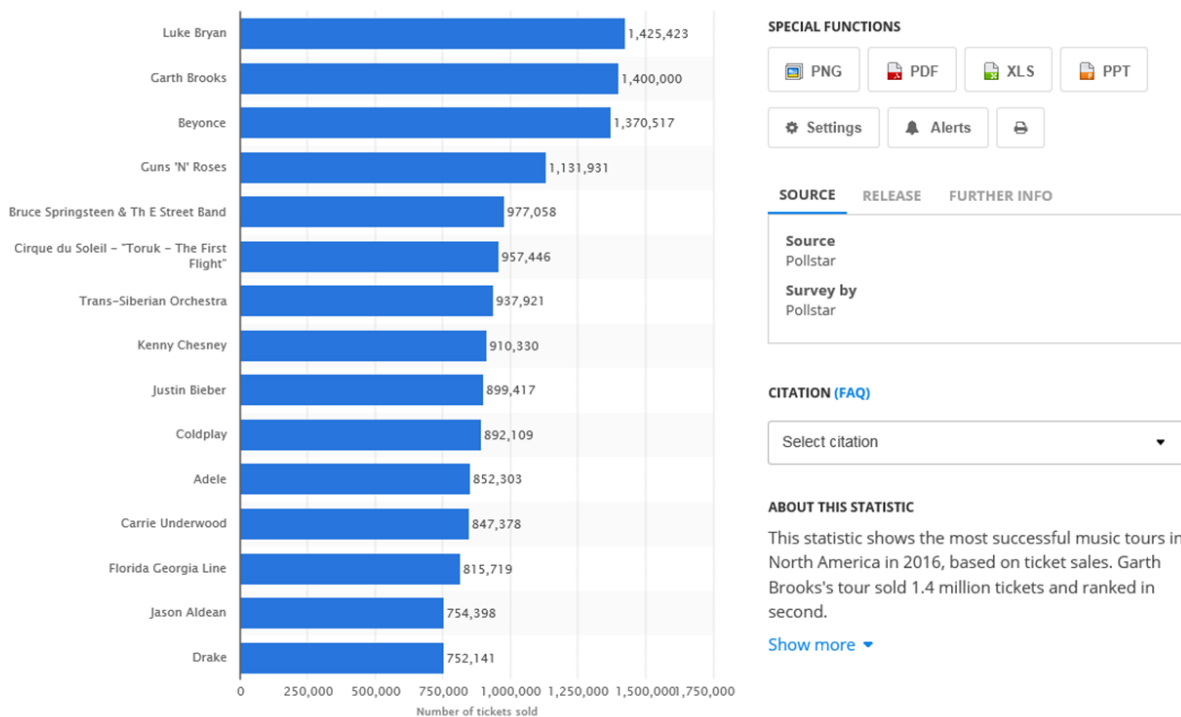
How often do you go to see movies in a movie theater?



© Statista 2017

h) Meistverkaufte Konzerttickets

The most successful music tours in North America in 2016, based on ticket sales



i) Fahrdienste

Laut Spesendienstleister Certify entfallen folgende Prozentpunkte der Fahrspesen bei Dienstreisen auf folgende Anbieter:

Ridehailing-Firmen (wie Uber/Lyft): 46%

Mietwagen: 40%

Taxi: 14%

Wenn Mietwagen nicht berücksichtigt werden, dann:

Ridehailing-Firmen: 73%

davon: Uber: 69% und Lyft: 4%

Taxi: 27%

<https://www.nzz.ch/wirtschaft/unternehmen/der-fahrdienst-uber-dominiert-in-den-usa-den-markt-mit-einer-ausnahme-und-dann-waere-da-noch-diese-enklave-ld.108382>

Uber & Lyft & more

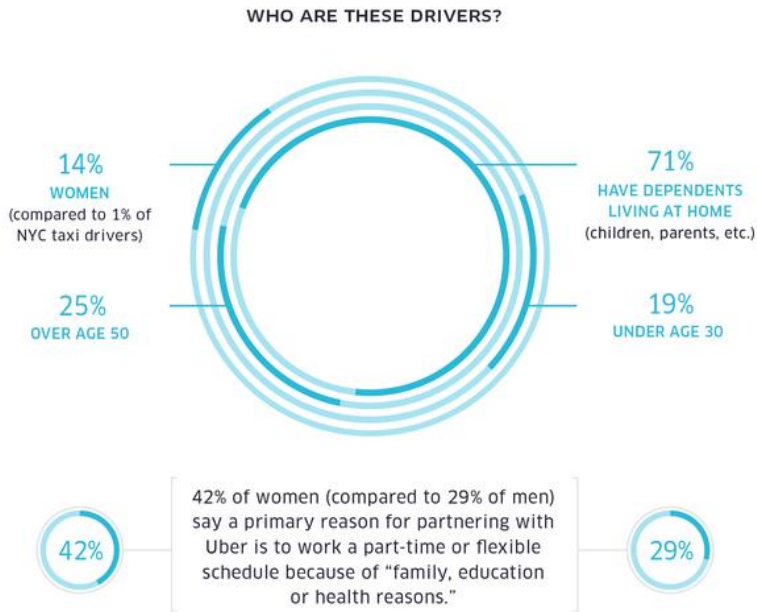
Average and median monthly income per sharing economy worker

| RANK | COMPANY | AVERAGE/MO | MEDIAN/MO |
|----------------|------------|--------------|--------------|
| 1 | Airbnb | \$924 | \$440 |
| 2 | TaskRabbit | \$380 | \$110 |
| 3 | Lyft | \$377 | \$210 |
| 4 | Uber | \$364 | \$155 |
| 5 | Doordash | \$229 | \$100 |
| 6 | Postmates | \$174 | \$70 |
| 7 | Etsy | \$151 | \$40 |
| 8 | Fiverr | \$103 | \$60 |
| 9 | Getaround | \$98 | \$70 |
| OVERALL | | \$299 | \$109 |

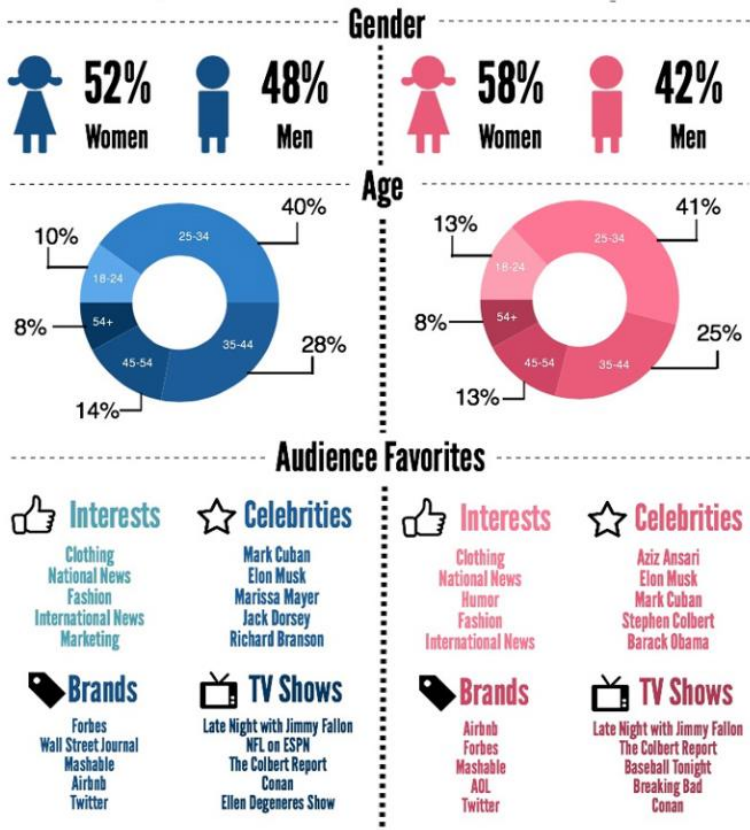
Data is based on tens of thousands of Earnest loan applicants.

earnest EARNEST.COM SOURCE: EARNEST

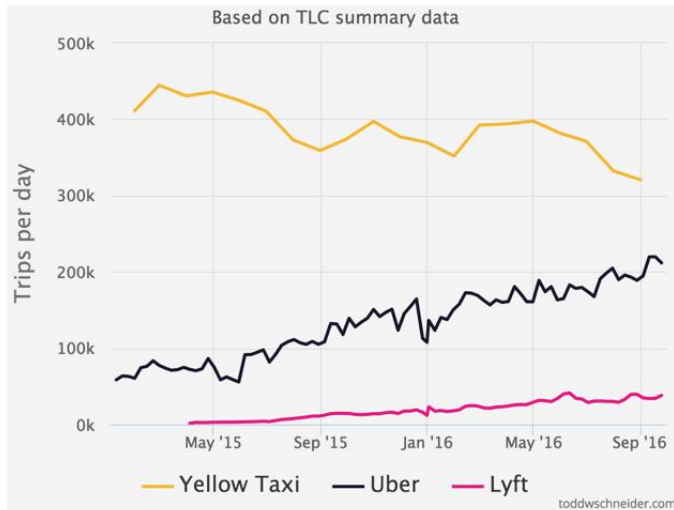
Large number of Uber drivers in the US are female



Uber vs. Lyft



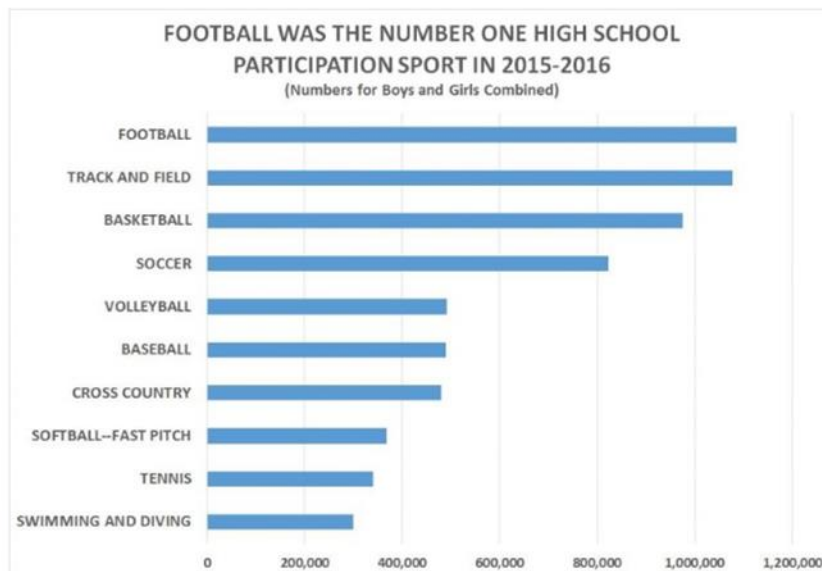
NYC Daily Trips: Yellow Taxi, Uber and Lyft



<http://www.businessofapps.com/data/uber-statistics/#1>

5. Sport

a) Lieblingssportarten, die selber ausgeübt werden



b) Lieblingsportarten zum Zuschauen

TABLE 1

FAVORITE SPORT

"If you had to choose, which ONE of these sports would you say is your favorite?"

Base: All adults who follow one or more sport

| | 1985 | 1989 | 1992 | 1993 | 1994 | 1997 | 1998 | 2002 | 2003 | 2004 |
|--------------------------|------|------|------|------|------|------|------|------|------|------|
| | % | % | % | % | % | % | % | % | % | % |
| Pro football | 24 | 26 | 28 | 24 | 24 | 28 | 26 | 27 | 29 | 30 |
| Baseball | 23 | 19 | 21 | 18 | 17 | 17 | 18 | 14 | 13 | 15 |
| Men's college football | 10 | 6 | 7 | 8 | 7 | 10 | 9 | 9 | 9 | 11 |
| Auto racing | 5 | 4 | 5 | 6 | 5 | 5 | 7 | 10 | 9 | 7 |
| Men's pro basketball | 6 | 7 | 8 | 12 | 11 | 13 | 13 | 11 | 10 | 7 |
| Ice hockey | 2 | 3 | 3 | 3 | 5 | 4 | 3 | 3 | 3 | 4 |
| Men's soccer | 3 | 2 | 2 | 1 | 3 | 3 | 4 | 3 | 3 | 3 |
| Men's college basketball | 6 | 10 | 8 | 8 | 8 | 6 | 4 | 4 | 6 | 6 |
| Men's golf | 3 | 4 | 4 | 6 | 5 | 6 | 4 | 4 | 5 | 4 |
| Boxing | NA | NA | NA | NA | NA | NA | NA | NA | NA | 2 |

http://www.theharrispoll.com/sports/Americas_Fav_Sport_2016.html

6. Ernährung

a) Restaurantbesuche

In a typical week, how often do you go to a restaurant for dinner?

| Date | Rarely / Never | 1X / Week | 2-3X / Week | >3X / Week |
|------|----------------|-----------|-------------|------------|
| 2016 | 43 % | 35 % | 12 % | 10 % |

<http://www.statisticbrain.com/dining-out-statistics/>

b) Lieblingsessen

FAVORITE COMFORT FOOD

Rank Summary – Top 10

"What do you consider to be your favorite food for each of the following?"

| | Rank | Total |
|--------------------------|------|-------|
| | # | % |
| Pizza | 1 | 15 |
| Chocolate | 2 | 7 |
| Ice cream | 3 | 7 |
| Mac and cheese | 4 | 5 |
| Chips | 5 | 4 |
| Hamburgers | 6 | 3 |
| Steak | 7 | 3 |
| Popcorn | 8 | 2 |
| Pasta (general mentions) | 9 | 2 |
| Mexican food | 10 | 2 |

<http://www.theharrispoll.com/health-and-life/Favorite-Foods.html>

c) Beliebteste Fast Food Restaurants

Here's how fast food restaurants ranked:

1. Chick-fil-A, 87
2. Papa John's, 82
3. All Others, 81
3. Little Caesars Pizza, 81
3. Panera Bread, 81
6. Arby's, 80
6. Dunkin' Donuts, 80
6. Subway, 80
9. Chipotle Mexican Grill, 78
9. Domino's, 78
9. KFC, 78
12. Pizza Hut, 77
13. Burger King, 76
13. Wendy's, 76
15. Starbucks, 75
15. Taco Bell, 75
17. Jack in the Box, 74
18. McDonald's, 69

CNNMoney (New York)
First published June 21, 2016: 12:08 AM ET

<http://money.cnn.com/2016/06/21/pf/favorite-fast-food-restaurant/index.html>

7. Gesundheit

a) Häufigste Todesursachen

Leading Causes of Death



Number of deaths for leading causes of death

- Heart disease: 633,842
- Cancer: 595,930
- Chronic lower respiratory diseases: 155,041
- Accidents (unintentional injuries): 146,571
- Stroke (cerebrovascular diseases): 140,323
- Alzheimer's disease: 110,561
- Diabetes: 79,535
- Influenza and pneumonia: 57,062
- Nephritis, nephrotic syndrome, and nephrosis: 49,959
- Intentional self-harm (suicide): 44,193

Source: [Health United States, 2016 Table 19](#) [PDF- 11.1 MB] (Data are for 2014)

<https://www.cdc.gov/nchs/fastats/leading-causes-of-death.htm>

b) Wie viele Amerikaner nehmen Psychopharmaka?

| <u>Drug Class:</u> | <u>Age Group:</u> | <u>Number of People:</u> |
|------------------------------|--------------------|--------------------------|
| <u>All Psychiatric Drugs</u> | 0-5 Years | 1,080,168 |
| <i>Breakdown:</i> | | |
| | 0-1 Years | 274,804 |
| | 2-3 Years | 370,778 |
| | 4-5 Years | 500,948 |
| | 6-12 Years | 4,130,340 |
| | 13-17 Years | 3,617,593 |
| | 18-24 Years | 5,467,615 |
| | 25-44 Years | 21,029,136 |
| | 45-64 Years | 28,143,196 |
| | 65 Year + | 17,404,930 |
| Grand Total | | 78,694,222 |

<https://www.cchrnt.org/psychiatric-drugs/people-taking-psychiatric-drugs/>

c) Zahl übergewichtiger Menschen

U.S. Age-Adjusted Prevalence of Adult Obesity and Severe Obesity (NHANES 2013-2014)

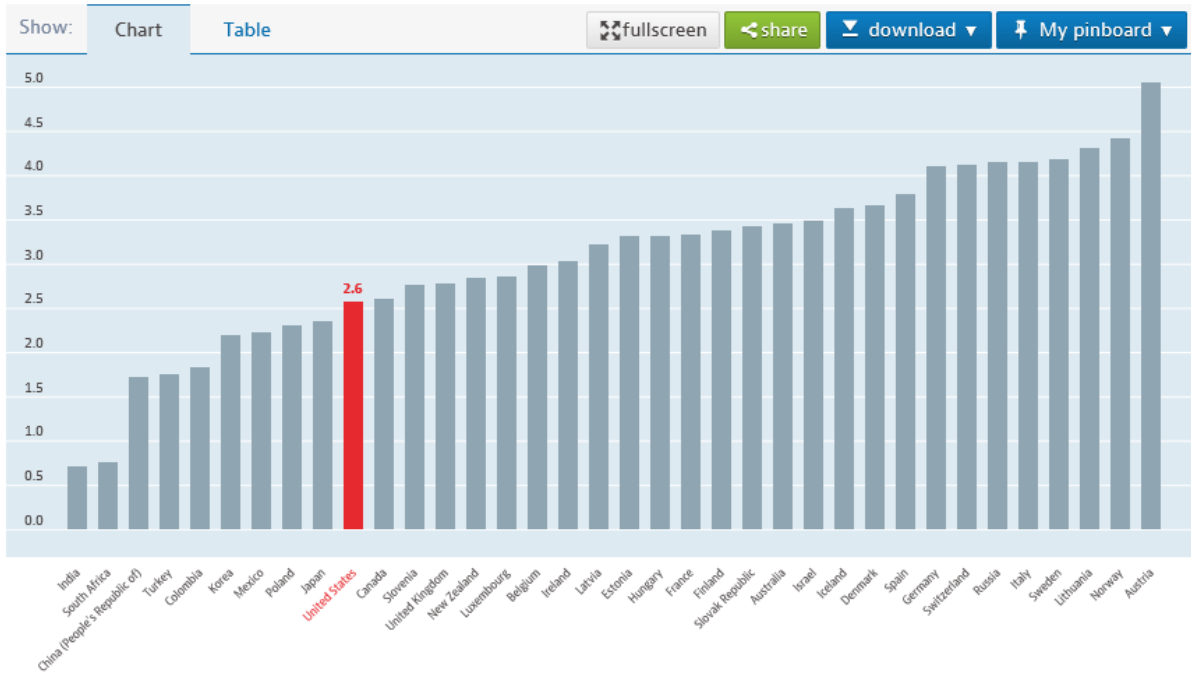
| | Obesity BMI \geq 30 kg/m ² | Severe Obesity BMI \geq 40 kg/m ² |
|-----|---|---|
| All | 37.7% | 7.7% |

<http://frac.org/obesity-health/obesity-u-s>

d) Ärztedichte

Doctors Total, Per 1 000 inhabitants, 2014

Source: Health care resources



<https://data.oecd.org/healthres/doctors.htm>

e) Lebenserwartung

Life expectancy at birth Men / Total / Women, Years, 2014

Source: Health status

| Location | Men | Total | Women |
|----------------------|-------------|-------------|-------------|
| France | 79.5 | 82.8 | 86.0 |
| Germany | 78.7 | 81.2 | 83.6 |
| Italy | 80.7 | 83.2 | 85.6 |
| Japan | 80.5 | 83.7 | 86.8 |
| United Kingdom | 79.5 | 81.4 | 83.2 |
| United States | 76.5 | 78.9 | 81.3 |

Information on data for Israel: <http://oe.cd/israel-disclaimer>

.. Not available; | Break in series; e Estimated value; f Forecast value; x Not applicable; p Provisional data; s Strike; - Nil;

<https://data.oecd.org/healthstat/life-expectancy-at-birth.htm>

8. Medien

a) Fernsehgewohnheiten

Television Watching Statistics

Share This Data



| Total Use of Television | Data |
|--|------------|
| Average time spent watching television (U.S.) | 5:11 hours |
| White | 5:02 |
| Black | 7:12 |
| Hispanic | 4:35 |
| Asian | 3:14 |
| Years the average person will have spent watching TV | 9 years |

| Family Television Statistics | Data |
|---|-----------|
| Percentage of households that possess at least one television | 99 % |
| Number of TV sets in the average U.S. household | 2.24 |
| Percentage of U.S. homes with three or more TV sets | 65 % |
| Percentage of Americans that regularly watch television while eating dinner | 67 % |
| Percentage of Americans who pay for cable TV | 56 % |
| Number of videos rented daily in the U.S. | 6 million |
| Percentage of Americans who say they watch too much TV | 49 % |

<http://www.statisticbrain.com/television-watching-statistics/>

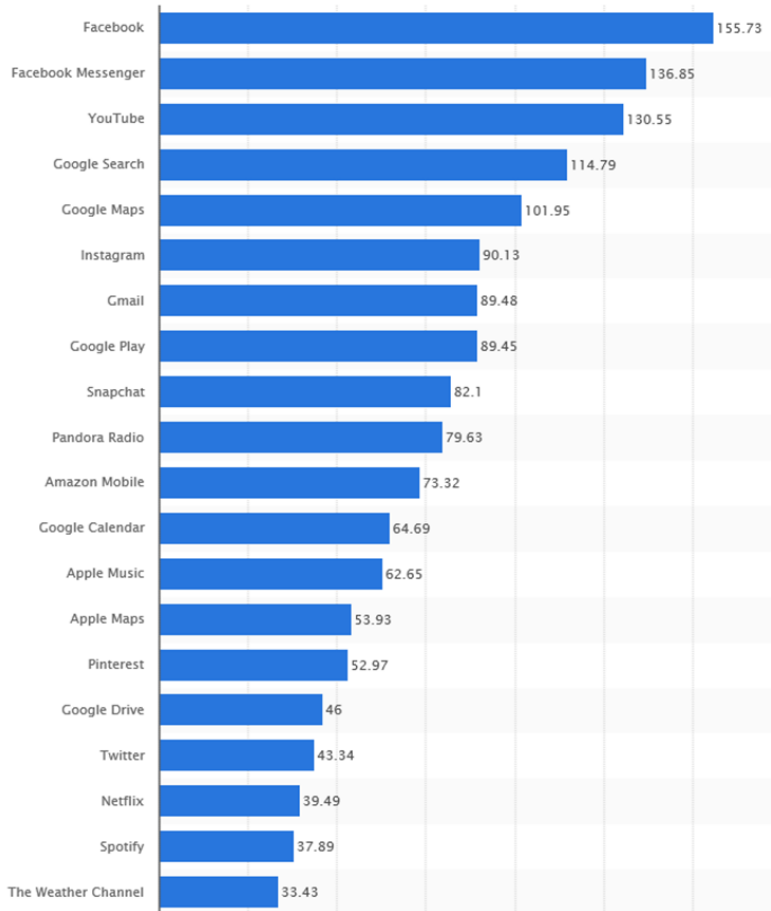
b) Tageszeitungen nach Auflage (Stand Mai 2016)

1. **USA Today** - 2,301,917
2. **The New York Times** - 2,101,611
3. **The Wall Street Journal** - 1,337,376
4. **Los Angeles Times** - 467,309
5. **New York Post** - 424,721
6. **Chicago Tribune** - 384,962
7. **The Washington Post** - 356,768
8. **Newsday** - 321,296
9. **Daily News** - 299,538
10. **am New York** - 298,759

<http://www.cision.com/us/2014/06/top-10-us-daily-newspapers/>

c) Beliebteste Smartphone-Apps

Most popular mobile apps in the United States as of December 2016, ranked by average unique monthly visitors (in millions)



ABOUT THIS STATISTIC

This statistic gives information on the most popular mobile apps in the United States as of December 2016, ranked by average unique monthly visitors on iOS and Android platforms. As of that month, the Google Maps app averaged close to 102 million unique U.S. visitors per month.

[Show more](#)

SPECIAL FUNCTIONS

Download as ...

- Graphic (PNG)
- Excel (XLS)
- PowerPoint (PPT)
- PDF

Options

- Settings
- Print
- Research Alerts

d) Fernsehsendungen mit höchsten Einschaltquoten (2016-2017)

(Numbers are in millions of viewers)

1. Sunday Night Football (NBC) - 19.6
2. Thursday Night Football (NBC) - 16.9
3. NCIS (CBS) - 14.6
4. Thursday Night Football (CBS) - 14.5
5. The Big Bang Theory (CBS) - 14.0
6. The OT (Fox) - 13.6
7. 60 Minutes (CBS) - 11.9
8. Bull (CBS) - 11.4
9. Football Night in America Pt. 3 (NBC) - 10.8

10. *The Voice - Monday* (NBC) - 10.6
11. *Dancing with the Stars* (ABC) - 10.4
12. *The Voice - Tuesday* (NBC) - 10.3
13. *NCIS: Los Angeles* (CBS) - 10.1
14. *Blue Bloods* (CBS) - 9.9
15. *This Is Us* (NBC) - 9.8
16. *NCIS: New Orleans* (CBS) - 9.6
17. *Hawaii Five-0* (CBS) - 9.2
18. *Little Big Shots* (NBC) - 9.1
19. *Survivor* (CBS) - 8.4
20. *Madam Secretary* (CBS) - 8.3

<http://www.tvguide.com/news/most-watched-highest-rated-shows-tv-2016-2017-season/>

e) Facebook

(Stand August 2017)

Largest Audience

Vin Diesel: Total fans : 101 468 893

Eminem: Total fans: 90 230 279

Will Smith: Total fans: 75 309 242

Fastest-Growing Pages in United States

Barack Obama: +256 847 Fans

Newegg: +252 458 Fans

Warmth: +146 361 Fans

Blossom: +105 035 Fans

So Yummy: +88 349 Fans

<https://www.socialbakers.com/statistics/facebook/pages/total/united-states/#>

f) Twitter

(Stand August 2017)

Largest Audience

Katy Perry : Total followers: 103 319 739

Justin Bieber: Total followers: 100 424 206

Barack Obama: Total followers: 94 491 920

Fastest-Growing Pages in United States

Sheeraz Hasan: +91 784 Followers

Donal J. Trump: +88 596 Followers

Justin Bieber: +76 403 Followers

xoxo, Gaga: +73 869 Followers

Barack Obama: +71 676 Followers

<https://www.socialbakers.com/statistics/twitter/profiles/united-states/>

9. Kaufverhalten

a) Bestverkaufte Autos im Mai 2017

April 2017 • May 2016

| Rank | Best-Selling Car | May 2017 | May 2016 | % Change | 2017 YTD | 2016 YTD | % Change |
|------|--------------------------|----------|----------|----------|----------|----------|----------|
| #1 | Honda Accord | 33,547 | 31,949 | 5.0% | 130,300 | 140,548 | -7.3% |
| #2 | Toyota Corolla | 32,937 | 36,615 | -10.0% | 145,476 | 158,754 | -8.4% |
| #3 | Toyota Camry | 32,547 | 36,916 | -11.8% | 147,434 | 167,200 | -11.8% |
| #4 | Honda Civic | 31,989 | 35,396 | -9.6% | 144,854 | 158,030 | -8.3% |
| #5 | Nissan Altima | 23,994 | 28,404 | -15.5% | 118,242 | 142,220 | -16.9% |
| #6 | Ford Fusion | 21,603 | 24,589 | -12.1% | 89,086 | 120,313 | -26.0% |
| #7 | Chevrolet Malibu | 20,718 | 24,202 | -14.4% | 73,087 | 104,187 | -29.9% |
| #8 | Nissan Sentra | 18,371 | 20,204 | -9.1% | 90,040 | 102,293 | -12.0% |
| #9 | Ford Focus | 17,244 | 17,455 | -1.2% | 67,146 | 83,653 | -19.7% |
| #10 | Chevrolet Cruze | 17,120 | 16,671 | 2.7% | 92,360 | 68,065 | 35.7% |
| #11 | Hyundai Elantra | 16,407 | 22,168 | -26.0% | 86,955 | 73,892 | 17.7% |
| #12 | Hyundai Sonata | 12,605 | 15,879 | -20.6% | 66,768 | 92,547 | -27.9% |
| #13 | Kia Forte | 11,801 | 9,910 | 19.1% | 47,359 | 43,572 | 8.7% |
| #14 | Volkswagen Jetta | 11,535 | 10,943 | 5.4% | 45,496 | 49,659 | -8.4% |
| #15 | Subaru Impreza & WRX/STI | 11,347 | 8,255 | 37.5% | 48,698 | 37,647 | 29.4% |
| #16 | Kia Optima | 10,789 | 10,895 | -1.0% | 48,465 | 51,887 | -6.6% |
| #17 | Kia Soul | 10,521 | 13,706 | -23.2% | 43,623 | 58,299 | -25.2% |
| #18 | Nissan Versa | 9,006 | 12,114 | -25.7% | 48,403 | 57,778 | -16.2% |
| #19 | Toyota Prius/Prius Prime | 7,972 | 9,393 | -15.1% | 35,708 | 39,975 | -10.7% |
| #20 | Ford Mustang | 7,895 | 10,327 | -23.5% | 38,422 | 53,189 | -27.8% |

Source: Automakers

<http://www.goodcarbadcar.net/2017/06/top-20-best-selling-cars-in-america-may.html>

b) Meistgekaufte Amazon Artikel

(1. August, 16:25 Uhr)

Amazon Best Sellers

Our most popular products based on sales. Updated hourly.

Any Department

- Amazon Launchpad
- Appliances
- Apps & Games
- Arts, Crafts & Sewing
- Automotive
- Baby
- Beauty & Personal Care
- Books
- CDs & Vinyl
- Camera & Photo
- Cell Phones & Accessories
- Clothing, Shoes & Jewelry
- Collectible Coins
- Computers & Accessories
- Digital Music
- Electronics
- Entertainment Collectibles
- Gift Cards
- Grocery & Gourmet Food
- Health & Household
- Home & Kitchen
- Industrial & Scientific
- Kindle Store
- Kitchen & Dining
- Magazine Subscriptions
- Movies & TV
- Musical Instruments
- Office Products
- Patio, Lawn & Garden
- Pet Supplies
- Prime Pantry

Toys & Games

› [See more Best Sellers in Toys & Games](#)

1.



Cards Against Humanity
★★★★★ 36,745

2.



Intex River Run I Sport Lounge, Inflatable Water Float, 53" Diameter
★★★★☆ 1,874

3.



Disney Moana's Magical Seashell Necklace
★★★★☆ 198

Electronics

› [See more Best Sellers in Electronics](#)

1.



Fire TV Stick with Alexa Voice Remote | Streaming Media Player
★★★★★ 90,651

2.



Soluna Solar Eclipse Glasses - CE and ISO Certified Safe Shades for Direct Sun Viewing, (10 Pack)
★★★★★ 584

3.



Echo Dot (2nd Generation) - Black
★★★★★ 43,824

Camera & Photo

› [See more Best Sellers in Camera & Photo](#)

1.



Soluna Solar Eclipse Glasses - CE and ISO Certified Safe Shades for Direct Sun Viewing, (10 Pack)
★★★★★ 584

2.



Eclipse Glasses - CE Certified Safe Solar Eclipse Glasses - 10pk Assorted- Eye Protection
★★★★★ 232

3.



Solar Eclipse Glasses | ISO & CE Certified Safe Solar Eclipse Shades | Viewer and Filters | Protection For All...
★★★★☆ 159

Video Games

› [See more Best Sellers in Video Games](#)

1.



\$20 PlayStation Store Gift Card - PS3/ PS4/ PS Vita [Digital Code]
SCEA
★★★★★ 25,834

2.



\$10 PlayStation Store Gift Card - PS3/ PS4/ PS Vita [Digital Code]
SCEA
★★★★★ 25,834

3.




Splatoon 2 - Nintendo Switch Nintendo
★★★★☆ 215

Books

› [See more Best Sellers in Books](#)

1.




The Glass Castle: A Memoir

› Jeannette Walls

★★★★★ 5,897

2.



The Subtle Art of Not Giving a F*ck: A Counterintuitive Approach to Living a Good Life

› Mark Manson

★★★★★ 1,691

3.



Conscience of a Conservative: A Rejection of Destructive Politics and a Return to...

› Jeff Flake

★★★★★ 9

Clothing, Shoes & Jewelry

› [See more Best Sellers in Clothing, Shoes & Jewelry](#)

1.



Crocs Unisex Classic Clog

★★★★★ 8,681

2.



JanSport Big Student Backpack

★★★★★ 3,102

3.



ASICS Men's GEL Venture 5 Trail Running Shoe

★★★★★ 7,107

https://www.amazon.com/Best-Sellers/zgbs/ref=zg_bs_tab/147-3118325-5375412

c) Die 10 beliebtesten Bekleidungsgeschäfte in Amerika

(Stand November 2016)

1. Nordstrom
2. Victoria's Secret
2. Old Navy
3. Macy's
3. Forever 21
4. Nordstrom Rack

5. Lululemon Athletica
6. Topshop
7. Neiman Marcus
8. Dillard's

<http://www.refinery29.com/2016/06/114405/popular-clothing-stores-by-state-2016#slide-1>

d) Videospiele **Juli 2017:**

1. Splatoon 2*
2. Crash Bandicoot: N. Sane Trilogy
3. Grand Theft Auto V
4. Final Fantasy XII: The Zodiac Age
5. The Legend of Zelda: Breath of the Wild*
6. Injustice 2
7. Mario Kart 8*
8. Overwatch**
9. Tom Clancy's Rainbow Six: Siege
10. NBA 2K17
11. Tom Clancy's Ghost Recon: Wildlands
12. Call of Duty: Modern Warfare Remastered
13. Call of Duty: Black Ops III
14. Minecraft
15. Call of Duty: Infinite Warfare
16. MLB 17: The Show
17. ARMS*
18. Battlefield 1
19. Mass Effect: Andromeda

20. Tekken 7

Meistverkaufte Spiele 2017 bis Juli:

1. Tom Clancy's Ghost Recon: Wildlands
2. The Legend of Zelda: Breath of the Wild*
3. For Honor
4. Grand Theft Auto V
5. Horizon Zero Dawn
6. Injustice 2
7. Mass Effect: Andromeda
8. Resident Evil 7: Biohazard
9. NBA 2K17
10. Call of Duty: Infinite Warfare

Meistverkaufte Spiele innerhalb der letzten 12 Monate:

1. Call of Duty: Infinite Warfare
2. Battlefield 1
3. NBA 2K17
4. Madden NFL 17
5. Grand Theft Auto V
6. Tom Clancy's Ghost Recon: Wildlands
7. FIFA 17
8. The Legend of Zelda: Breath of the Wild*
9. Final Fantasy XV
10. For Honor

<https://www.gamespot.com/forums/system-wars-314159282/npd-july-2017-sales-charts-nintendo-switch-splatoo-33402135/>

zusammengestellt von:

Sonja Grässle, Julia Löffelholz, Alexandra Maciejewski, Anna Michl