

# Country Profile

KAS South Africa - May 2019



# South Africa



---

## Content

<b>1 General Information: Republic of South Africa</b> .....	<b>3</b>
<b>2 History</b> .....	<b>4</b>
<b>3 The Political System of South Africa</b> .....	<b>5</b>
3.1 a Executive: National Level .....	<b>5</b>
3.1 b Executive: Provincial Level.....	<b>6</b>
3.2 Judicial Power .....	<b>6</b>
3.3 a Legislative Power: National Level.....	<b>7</b>
3.3 b Legislative Power: Provincial Level .....	<b>8</b>
<b>4 Economy</b> .....	<b>11</b>
<b>5 Society and Development Status</b> .....	<b>14</b>
<b>6 References</b> .....	<b>16</b>

---

## 1 General Information: Republic of South Africa<sup>1</sup>

<b>State and Politics</b>	
Form of government	(Federal) Republic
Governance	Parliamentary democracy with a strong executive authority and federal elements
Capital	Pretoria (executive power), Cape Town (legislative power), Bloemfontein (judicial power: Supreme Court)
Official Language	11 official languages: isiZulu (23,8%), isiXhosa (17,6%), Afrikaans (13,3%), English (8,2%), sePedi (9,4%), Setswana (8,2%), seSotho (7,9%), Xitsonga (4,4%), siSwati (2,7%), tshiVenda (2,3%), South-Ndebele (1,6%), other languages (0,6%)
National Holiday	Freedom Day on 27th of April in 1994 (Day of the first free and democratic elections)
Provinces	Eastern Cape, Free State, Gauteng, KwaZulu-Natal, Limpopo, Mpumalanga, Northern Cape, North-West-Province, Western Cape
Communities	8 metropolitans, 44 districts, 205 local municipalities
President	Matamela Cyril Ramaphosa, ANC (since 15 <sup>th</sup> February 2018)
Vice-President	David Dabede Mabuza, ANC (since 15 <sup>th</sup> February 2018)
Ruling Party	ANC (African National Congress)
External reference document	National Development Plan (2011): Vision for 2030
Parliament	Bicameral system consisting of the National Assembly (400 seats) and the National Council of Provinces (90 seats)
Opposition parties	DA, EFF, IFP, FF+, ACDP (more information p.8)
<b>Geography</b>	
Area	1.219.090 km (3,4 times bigger than Germany) (Germany: 357.127 km <sup>2</sup> )
Neighbouring States	Botswana, Mozambique, Namibia, Zimbabwe, Swaziland, Lesotho
Climate	Usually semi-arid (dry); it varies from Subtropical to Mediterranean at the coast
Natural resources	Gold, chromium, antimony, coal, iron ore, manganese, nickel, phosphates, tin, rare earths, uranium, diamonds, platinum, copper, vanadium, salt, natural gas
Cities/ metropolitan areas	Johannesburg (9,2 Mio.), Cape Town (4,4 Mio.), Durban (3,1 Mio.), Pretoria (2,3 Mio.), Port Elizabeth (1,2 Mio.), Vereeniging (765.000)
<b>Society</b>	
Population	57,7 Mio. (2018) Germany: 83,0 Mio. (2018)
Density of population	46 inhabitants per km <sup>2</sup> (2017) Germany: 231 inhabitants per km <sup>2</sup> (2017)
Growth of population	1,6% per year (2018) Germany: 0,4% (2017)
Birth rate	20,2 births per 1000 inhabitants (2017) Germany: 8,6 (2017)
Birth rate per women	2,4 children per women (2018) Germany: 1,57 (2018)
Death rate	9,1 deaths per 1000 inhabitants (2018) Germany: 11,4 (2018)
Infant mortality rate (under 5-years old)	45 per 1000 live births (2018) Germany: 3 (2017)
Life expectancy	64,2 years (2018) Germany: 81,1 years (2018)
Demographic Groups	Black African 80,9%, Coloured 8,8%, White 7,8%, Indian/Asian 2,5% (2018)
Religions	Christians 79,7% (Protestants 36,6%, Catholics 7,1%, other Christians 36%), Muslims 1,5%, Hindus 1,4%
Internet access	54% of the population (2016) Germany: 90,0% (2017)
Mobile phones	1,41 per Person (2016) Germany: 1,32 per Person (2016)
<b>Economy</b>	
Gross domestic product	348,87 bill. US\$ (2017); 294,8 bill. US\$ (2016); 317,611 bill. US\$ (2015);
Economy growth	1,6% (2017); 0,3% (2016); 1,3% (2015)
Main economic branches	Mining, chemical industry, automotive industry, textile industry, food industry
Unemployment rate	27,1% total (2018) thereof 63,5% youth unemployment (2018)
Currency	South African Rand (ZAR)
Exchange rate	1 ZAR = 0,06 EUR; 1 EUR = 16,37 ZAR <sup>2</sup> (19 <sup>th</sup> March 2019)
Trade associations	South African Chamber of Commerce and Industry (SACCI), Business Unity South Africa (BUSA), National African Federated Chamber of Commerce and Industry (NAFCOC)
Trade union federations	Congress of South African Trade Unions (COSATU), National Council of Trade Unions (NACTU), Federation of Unions of South Africa (FEDUSA), Confederation of South African Workers Unions (CONSAWU)
Biggest trading partners	China, USA, Germany
<b>Foreign affairs</b>	
Secretary of State	Naledi Pandor (ANC)
Reference document	White Paper on Building a Better World: The Diplomacy of Ubuntu (2011)
Memberships	United Nations, BRICS, NEPAD, APRM, NAM (Non-Aligned Movement), AU, SADC, Commonwealth, WTO, UNCTAD, ICAO, IDA, IFC, IMF, ILO, IMO, ITU, UPU, WMO, WHO, IPU, IBRD, FAO
Military expenditure	1,07% of GDP (2016)

<sup>1</sup> The Information can be found on the following websites: See African Economic Outlook (2017), CIA – The World Factbook (2018), Republic of South Africa (2018), Statistisches Bundesamt (2018), Stats SA (2011), UNDP (2016), Worldbank (2016).

<sup>2</sup> The current exchange rate can be found on the following page: <https://www.oanda.com/lang/de/currency/converter/>

## 2 History<sup>3</sup>

Time/Date	Events
3,5 Mio. years ago	Bone findings in the Sterkfontain Caves (1947: „Mrs. Ples“; 1997: „Little Foot“) and Taung (1924: „Kind von Taung“) prove the existence of the Hominid Species (early form of the human).
50.000 years	Evidence of the Khoisan (San and Khoikhoi) in Fish Hoek and at the Cheo Caves.
1000 BC	Bantu people (e.g. Sotho, Tswana, Zulu) immigrated to the area of today's South Africa.
1030 – 1290	Mining and the development of the trading centre Mapungubwe, close to today's mining town Musina.
1488 (April)	While shipping the southern tip of Africa, the Portuguese Bartolomeu Diaz discovered the “Cape of Storms”, which was later renamed “Cape of Good Hope”.
6 June 1652	Cape Town was founded as resupply camp of the Dutch East India Company (VOC), which became a part of its trade route to India.
1806	The Cape Colony became Crown Colony after defeating the Dutch in Bloubergstrand, Bore republic Orange Free State and the Republic of South Africa were founded.
1836 – 1841	Approximately 6.000 Boers (Vortrekker) migrated to the North.
16. Dec. 1838	The Battle of Blood River was concluded by a victory of the Boers against the Zulu.
1869	Diamonds were discovered in Kimberley (Northern Cape).
1880 – 1881	“First Boer War” prevented Great Britain's effort to expand more.
1886	Gold was discovered at Witwatersrand, which led to the foundation of Johannesburg.
1889 – 1902	“Second Boer War”(known as South African War) against the British led to the capitulation of the Orange Free State and Transvaals (1902). Integration of the Boer Republic in the Empire.
1910	Union of South Africa was founded as British dominion.
1912	The South African Native National Congress was founded, which renamed itself African National Congress (ANC) in the 1920s.
1913	Natives Land Act: Act of the South African parliament with the aim to regulate the acquisition of land by “natives”.
1914	The National Party (NP) was founded, which introduced and implemented the System of Apartheid after the electoral victory in 1948.
1952 and 1953	Defiance Campaign of the ANC against the System of Apartheid.
26 June 1955	Passage of the „Freedom Charter“ in Kliptown, close to Johannesburg.
21 March 1960	During the Sharpeville massacre 69 demonstrators got killed by shooting, afterwards the ANC and the radical Pan Africanist Congress (PAC) got prohibited.
31 May 1961	The Republic of South Africa was founded (RSA) after resignation of the Commonwealth of Nations (March), which was claimed by the Asian and African member states.
12 June 1964	Nelson Mandela and other ANC-leader got arrested and sentenced to life imprisonment on charges of sabotage (Rivonia Trial).
1976	Start of the Soweto uprising, after approximately 15.000 students demonstrated against substandard education (Bantu Education Act 1953) and Afrikaans as language of education; more than 575 people died; since 1994 the „Youth Day“ has been a national holiday (the 16 <sup>th</sup> of June).
1986	Increasing isolation of the apartheid regime due to the imposition of sanctions by the USA and EC.
5 July 1989	The president Pieter Willem Botha met the arrested Nelson Mandela.
2 Feb. 1990	The prohibition of the ANC, the Pan African Congress (PAC) and the communistic SACP was lifted.
20 Dec. 1991	The multi-party negotiations CODESA were convoked (Convention for a Democratic SA).
18 Nov. 1993	An interim government was set up by CODESA for a peaceful passage to democracy.
26-29 April 1994	First democratic elections (National holiday „Freedom Day“ on the 27 <sup>th</sup> of April); Nelson Mandela was inaugurated as the South African State President at a ceremony in Pretoria on 10 <sup>th</sup> of May.
5 Dec. 1995	The Truth and Reconciliation Commission was founded; Final Report in October 1998
8 May 1996	South Africa's new constitution was approved and implemented on the 7 <sup>th</sup> of February 1997.
2 June 1999	Thabo Mbeki (ANC) became the second State President after the second national elections in South Africa.
July 2001	37 African States passed the New African Partnership for Development (NEPAD).
9 July 2002	The African Union (AU) was founded in Durban as a successor organization of the OAU.
14 April 2004	The ANC was re-elected in national elections and Mbeki maintained his position as State president.
Dec. 2007	Jacob Zuma was elected as ANC-president.
25 Sept. 2008	After the resignation of Mbeki, Kgalema Motlanthe became interim president of South Africa. Electricity crisis (January) and xenophobic assaults in several townships (May).
22 April 2009	Victory of the ANC in the national elections; Jacob Zuma became the new State President.
2010	World football championship took place in nine South African cities.
2014	ANC wins parliamentary elections; Jacob Zuma remains president.
2016	For the first time in South Africa's history, the Constitutional Court confirms that the President has not complied with the Constitution. The Court orders a repayment of funds that were misused during the construction of his residence.
18 Dec. 2017	Vice President Cyril Ramaphosa wins the vote at the ANC party conference and is elected new party leader. He prevails against Nkosazana Dlamini-Zuma, Jacob Zuma's ex-wife and former minister.
16 Feb. 2018	Former vice president and ANC leader Cyril Ramaphosa is elected president. Jacob Zuma, shaken by corruption scandals, resigns the day before, precluding the vote of no confidence announced by the ANC and opposition.
May 2019	National and Provincial Elections. Victory of the ANC and re-election of President Ramaphosa.

<sup>3</sup> See Hagemann, A. (2007) and Pabst, M. (2008), S. 198, Deutsche Welle (2018).

### 3 The Political System of South Africa

#### 3.1 a Executive: National Level

The Republic of South Africa consists of a President, who serves both as Head of State and as Head of Government, a Vice-president and several ministers,



whose business divisions cover at least one department.

The President is elected by the parliament and can be re-elected only once. All members of the cabinet are appointed by the President and are member of the parliament as well. The government is located in the

Union Buildings (Picture) in Pretoria. On the 29<sup>th</sup> of May 2019 President Cyril Ramaphosa announced the members of his new cabinet.

Ministry	Name <sup>4</sup>
State president and head of government <sup>5</sup>	Mr. Matamela Cyril Ramaphosa
Deputy President	Mr. David Dabede Mabuza
Presidency	Mr. Jackson Mthembu
Agriculture, Land Reform and Rural Development	Mr. Thoko Didiza
Sports, Arts and Culture	Mr. Nkosinathi Emmanuel Mthethwa
Basic Education	Ms. Matsie Angelina Motshekga
Communications	Ms. Stella Tembisa Ndabeni-Abrahams
Cooperative Governance and Traditional Affairs	Ms. Nkosazana Dlamini-Zuma
Defence and Military Veterans	Ms. Nosiviwe Noluthando Mapisa-Nqakula
Environment, Forestry and Fisheries	Ms. Barbara Creecy
Finance	Mr. Tito Titus Mboweni
Health	Mr. Zweli Mkhize
Higher Education and Training and Science and Technology	Mr. Blade Nzimande
Home Affairs	Mr. Aaron Motsoaledi
Human Settlements and Water and Sanitation	Ms. Lindiwe Sisulu
International Relations and Cooperation	Ms. Naledi Pandor
Justice and Correctional Services	Mr. Ronald Lamola
Employment and Labour	Mr. Thulas Nxesi
Mineral Resources and Energy	Mr. Samson Gwede Mantashe
Police	Mr. Bhekokwakhe Hamilton Cele
Public Enterprises	Mr. Pravin Jamnadas Gordhan
Public Service and Administration	Mr. Senzo Mchunu
Public Works and Infrastructure	Ms. Patricia de Lille
Small Business Development	Ms. Khumbodzo Ntshaveni
Social Development	Ms. Lindiwe Zulu
State Security	Ms. Ayanda Dlodlo
Tourism	Ms. Nkhensani Kubayi-Ngubane
Trade and Industry	Mr. Ebrahim Patel
Transport	Mr. Fikile Mbalula
Women, Youth and Persons with Disabilities	Ms. Maite Nkoana-Mashabane

<sup>4</sup> See <https://mg.co.za/article/2019-05-29-unionists-women-and-an-alleged-smuggler-whos-who-in-ramaphosas-cabinet>; Last updated May 29 2019

### 3.1. b Executive: Provincial Level

The federal elements of the presidential democracy are the nine provinces, which arose out of the four provinces and six autonomic homelands after the end of the apartheid. In each case, a premier serves as the head of government of one of the nine provinces. Eight of nine provinces are ruled by the African National Congress. In the province Western Cape, the Democratic Alliance superseded the ANC as head of government in 2009.

Province	Premier <sup>6</sup>
Northern Cape	Zamani Saul (ANC)
Eastern Cape	Oscar Mabuyane (ANC)
Free State	Sisi Ntombela (ANC)
Limpopo	Chupu Stanley Mathabatha (ANC)
Mpumalanga	Refilwe Mtsweni (ANC)
KwaZulu-Natal	Sihle Zikalala (ANC)
North West	Job Mokgoro (ANC)
Gauteng	David Makhura (ANC)
Western Cape	Alan Winde (DA)

### 3.2 Judicial Power

The South African system of justice is based on Roman-Dutch law, English Common Law as well as traditional legal structures (African Customary Law) and is therefore hybrid.

The South African court system is organized hierarchically and consists of Superior Courts (Constitutional Court, Supreme Court of Appeal, High Courts), Lower Courts, Specialist Courts und Military Courts.

In 1995, today's Constitutional Court sat the first time at the Constitution Hill (picture) in Johannesburg after the new constitution came into force. The Court has final authority in constitutional questions and consists of eleven judges with tenure of 12 to 15 years. Since 2011, the judge Mogoeng Mogoeng has been the chairman of the Constitutional Court.

The Supreme Court of Appeal is located in Bloemfontain and is the highest appeal court except in constitutional matters. It negotiates appeal proceedings of the Specialist Courts (labour law, land questions, right to vote, law of taxation), as well as appeal proceedings to the High Courts in criminal and civil law matters. Chairman of the Supreme Court of Appeal has been Lex Mpati since 2008.

The High Courts are in charge of the case law at the provincial level as well as appeal to the Lower Courts in civil and criminal matters. The system of the Lower Courts consists of Magistrates' Courts at the regional and district level as well as the traditional Chief's and Headman's Courts together with the Small Claims Courts.

<sup>6</sup> See <https://www.news24.com/SouthAfrica/News/sihle-zikalala-elected-kzn-premier-20190522>; Last updated May 2019

### 3.3 a Legislative Power<sup>7</sup>: National Level

The South African two-chamber system consists of the National Assembly (NA) and the National Council of Provinces (NCOP). In accordance to their political relative strength every province appoints ten members for the 90 seats in the National Council of Provinces. All 400 delegates of the National Assembly are elected every five years according to the proportional representation and with the aid of regional and national lists of the parties. The head of the party or the coalition of parties, which received most of the votes in the parliament, will be appointed as State president. The parliament is located in Cape Town. Next parliamentary elections will be held in 2024.



National Council of Provinces



National Assembly

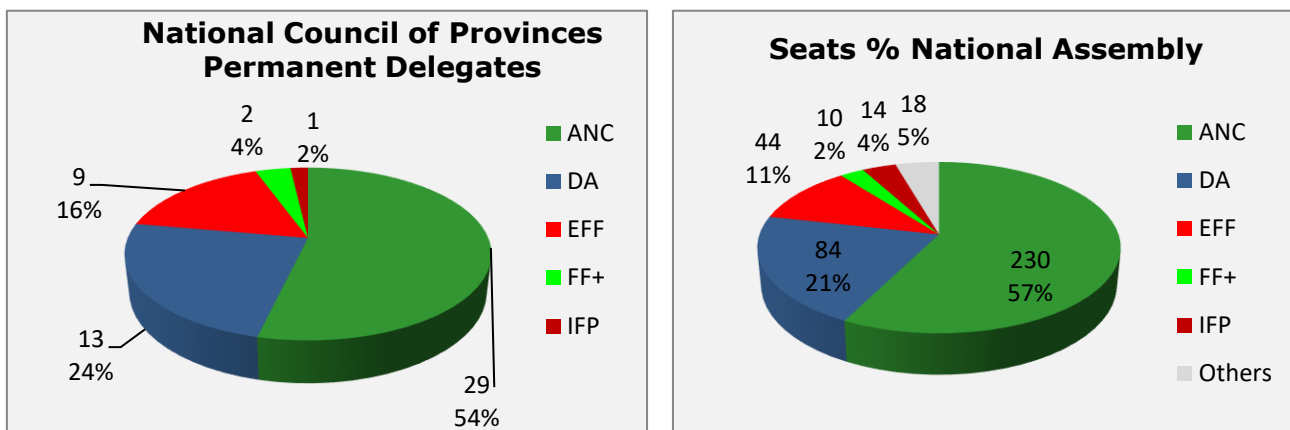
### Results of the National Elections from 1999 to 2019<sup>8</sup>

Party	2019		2014		2009		2004		1999	
	Votes %	Seats	Votes %	Seats	Votes %	Seats	Votes %	Seats	Votes %	Seats
African National Congress (ANC)	57,5	230	62,15	249	65,9	264	69,9	279	66,35	266
Democratic Alliance (DA)	20,77	84	22,23	89	16,66	67	12,37	50	(DP) 9,58	38
Congress of the People (COPE)	0,27	2	0,67	3	7,42	30	-	-	-	-
Inkatha Freedom Party (IFP)	3,38	14	2,4	10	4,55	18	6,97	28	8,58	34
Independent Democrats (ID)	-	-	-	-	0,92	4	1,73	7	-	-
United Democratic Movement (UDM)	0,45	2	1	4	0,85	4	2,28	9	3,42	14
Freedom Front Plus (FF+)	2,38	10	0,9	4	0,83	4	0,89	4	0,8	3
(New) National Party (NNP)	-	-	-	-	-	-	-	-	6,87	28
African Christian Democratic Party (ACDP)	0,84	4	0,57	3	0,81	3	1,6	7	1,43	6
United Christian Democratic Party (UCDP)	-	-	0,12	-	0,37	2	0,75	3	0,78	3
Pan Africanist Congress of Azania (PAC)	0,19	1	0,21	1	0,27	1	0,73	3	0,7	3
Azanian People's Organisation (AZAPO)	0,07	-	0,11	-	0,22	1	0,25	1	0,17	1
Minority Front (MF)	0,07	-	0,12	-	0,25	1	0,35	2	0,3	1
African People's Convention (APC)	0,11	-	0,17	1	0,2	1	-	-	-	-
Economic Freedom Fighters (EFF)	10,79	44	6,35	25	-	-	-	-	-	-
National Freedom Party (NFP)	0,35	2	1,57	6	-	-	-	-	-	-
African Independent Congress (AIC)	0,28	2	0,53	3	-	-	-	-	-	-
Agang SA	0,08	-	0,28	2	-	-	-	-	-	-
African Transformation Movement (ATM)	0,44	2	-	-	-	-	-	-	-	-
GOOD	0,40	2	-	-	-	-	-	-	-	-
Al Jama-ah	0,18	1	0,14	-	0,15	-	-	-	-	-
Others (total)	1,45	-	0,43	-	-	-	-	-	-	-

<sup>7</sup> Own pictures and graphics.

<sup>8</sup> Own graphic, see Electoral Commission of South Africa (2019).

### Allocation of the 400 Seats in the National Assembly and the National Council of Provinces after the Elections in 2019.<sup>9</sup>




### 3.3 b Legislative Power: Provincial Level

#### Provincial Legislatures

Along with the elections to the national parliament, the people’s representatives in the nine provinces are elected. While the ANC rules eight of nine provinces, the Democratic Alliance superseded the ANC in the province Western Cape. In all other provinces the Democratic Alliance (DA) serves together with the Economic Freedom Fighters (EFF) as opposition. In the home province KwaZulu-Natal the Inkatha Freedom Party (IFP) is another oppositional party, which gained new seats in the 2019 General Elections after a steady decrease in former elections.<sup>10</sup>

#### Parliaments of the Nine Provinces

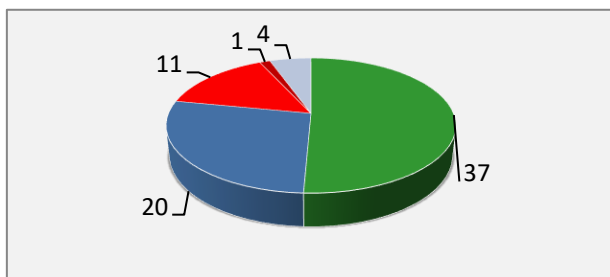


<sup>9</sup> Own graphic, Electoral Commission of South Africa (2019).

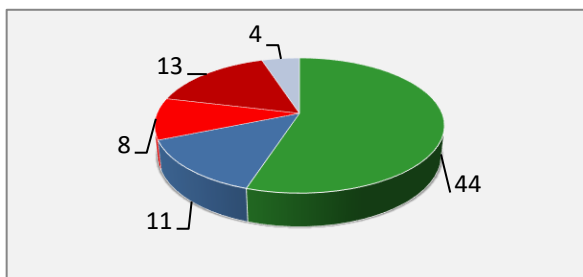
<sup>10</sup> For more information about the last elections: Böhler, Werner u. Weber, Julia, Südafrika nach den Wahlen, in: KAS-Auslandsinformationen, 11. May 2009, p. 7-48.



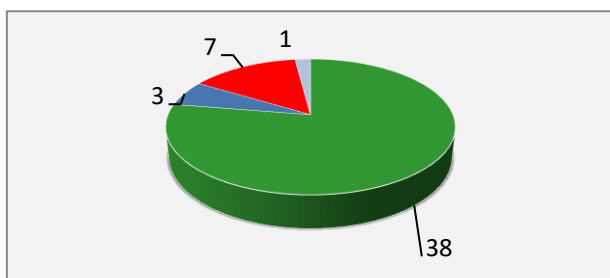
**Gauteng**



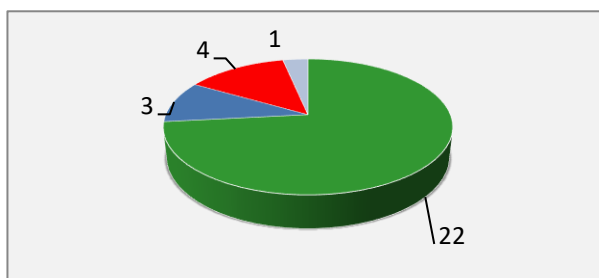
**KwaZulu-Natal**



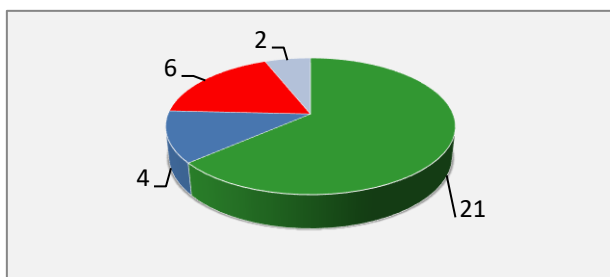
**Limpopo**



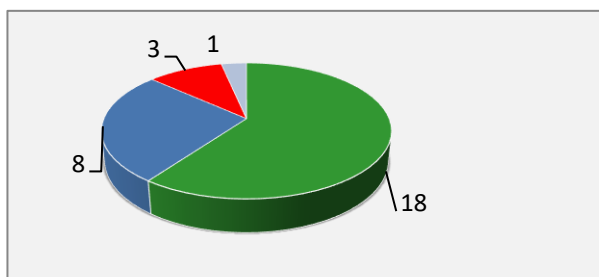
**Mpumalanga**



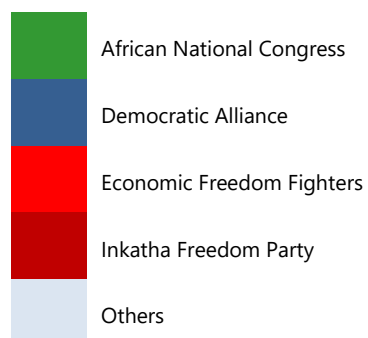
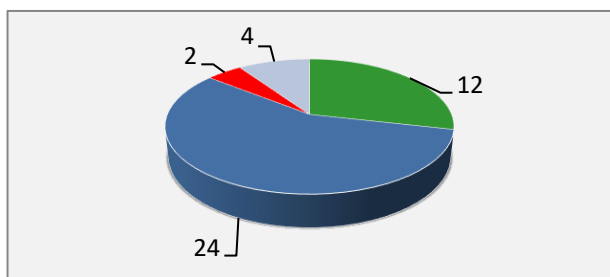
**North West**














**Northern Cape**



**Western Cape**





Political Parties of the National Assembly<sup>11</sup>

	Party	Party leader	Foundation	Political orientation <sup>12</sup>	Youth organization
	African National Congress (ANC) 230 Seats	Cyril Ramaphosa (since December 2017)	1912 (African Native National Congress)	Centre-left to left, partly nationalist tendencies	African National Congress Youth League
	Democratic Alliance (DA) 84 Seats	Mmusi Maimane	2000 (merging of the Democratic Party, New National Party and Federal Alliance)	In the broadest sense political centre; especially liberal positions in terms of fiscal policy	Democratic Alliance Youth
	Economic Freedom Fighters (EFF) 44 Seats	Julius Malema	17. August 2013 (Malema was president of the ANC Youth League until his expulsion from the ANC 2012)	Left-wing populist, left-radical, anti-capitalist, pan-African, nationalist	EFF Students Command
	Inkatha Freedom Party (IFP) 14 Seats	Mangosuthu Buthelezi	1975 (Inkatha National Cultural Liberation Movement)	Liberal-conservative, traditionalist, anti-communist	IFP Youth Brigade
	Freedom Front Plus (FF+) 10 Seats	Pieter Groenewald	1994 FF; 2004 Federation with Conservative Party and Afrikaner Eenheids Beweging	Conservative, nationalist	FF+ Youth
	African Christian Democratic Party (ACDP) 4 Seats	Kenneth Meshoe	1993	Conservative, Christian Democratic	ACDP Youth Foundation
	United Democratic Movement (UDM) 2 Seats	Bantu Holomisa	1997 (Roelf Meyer (NP), B. Holomisa (ANC) and Tom Taylor (ANC))	Centre-left, social-democratic	United Democratic Movement Youth Vanguard
	African Transformation Movement (ATM) 2 Seats	Vuyolwethu Zungula	2018	Conservative, Christian Democratic	
	GOOD 2 Seats	Patricia de Lille	2018 (Separation from DA)	Social democratic	
	African Independent Congress (AIC) 2 Seats	Mandla Galo	2005 (founded by several citizens in Matatiele, Eastern Cape)	Social-Conservative	
	Congress of the People (COPE) 2 Seats	Mosiuo Lekota	2008 founded from former ANC members	Social democratic to left-liberal	Congress of the People Youth Movement

<sup>11</sup> For further information see de Jager, N. (2012), P. 149-170 and Thuynsma, Heather A. (ed.) (2017). *Political Parties in South Africa. Do they Undermine or Underpin Democracy?* Africa Institute of South Africa/Konrad-Adenauer-Stiftung, Pretoria.

<sup>12</sup> The parties' orientation is mainly to the left of the center and can only be assessed on a tendency basis.

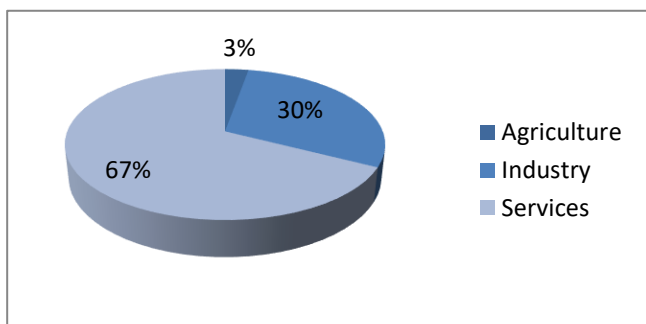
	Pan Africanist Congress of Azania (PAC) 1 Seat	Narius Kolebe Moloto	1959 (Separation from ANC)	Pan-African, socialist	Pan Africanist Youth Congress of Azania
	Al Jama-ah 1 Seat	Ganief Hendricks	2007	Muslim oriented	

## 4 Economy

### SWOT Analysis<sup>13</sup>

Strengths	Weaknesses
<ul style="list-style-type: none"> <li>Relatively big African Market with 50 million consumers (especially since 1994)</li> <li>Relatively good infrastructure (roads, telecommunication)</li> <li>Possibility to enter a market of the neighbouring countries due to good connections in other countries in Sub-Saharan Africa (200 Mio. inhabitants)</li> <li>Relatively stable political conditions</li> </ul>	<ul style="list-style-type: none"> <li>Lack of high-skilled workers</li> <li>Problems with the electricity supply, especially for industries, which consume much energy</li> <li>High criminality</li> <li>Partly inflated bureaucracy</li> <li>Lack of education, ailing education and health system</li> <li>20,6% of population of working age between 15-49 years are HIV positive</li> </ul>
Opportunities	Threats
<ul style="list-style-type: none"> <li>High investment needs in the fields of energy, water, transport and telecommunication</li> <li>Dependence on imports for highly developed products</li> <li>Increasing middle class with rising consumer needs</li> <li>Relatively young population structure</li> </ul>	<ul style="list-style-type: none"> <li>Recurring debates (especially within the ruling party ANC) about the nationalization of specific branches of industry (e.g. mining)</li> <li>Ailing state enterprises like Electricity supplier ESKOM and Increasing prices for energy</li> <li>Social inequality</li> <li>Exaggerated pay demands and pay increases (violent strikes)</li> </ul>

### Allocation of the GDP according to the Business Sector in 2017<sup>14</sup>



<sup>13</sup> More information: Stumpf, H. (2012), page 63.

<sup>14</sup> Own graphic, see World Factbook (2018).

## Consolidated Government Expenditure by Function, 2018 – 2022 (Estimations)<sup>15</sup>

	2018/19	2019/20	2020/21	2021/22	2018/19-2021/22
Rand (billion)	Revised estimate	Medium-term estimates			Average annual growth
Learning and culture	354,8	386,4	415,2	442,6	7,6%
Health	208,8	222,6	238,8	255,5	7,0%
Social development	256,9	278,4	298,9	317,1	7,3%
Community development	186,4	208,5	225,1	243,7	9,3%
Economic development	192,4	209,2	219,9	235,9	7,0%
Peace and security	203,5	211,0	222,9	233,0	4,6%
General public services	65,0	65,3	67,6	76,9	5,8%
Payments for financial assets	15,5	29,8	30,4	30,9	-
<b>Allocated expenditure</b>	<b>1 483,2</b>	<b>1 611,3</b>	<b>1 718,9</b>	<b>1 835,6</b>	<b>7,4%</b>

## Important Trade Partners (Comparing January 2018 and January 2019)<sup>16</sup>

Exports (2018)	%	Imports (2018)	%
China	9,3	China	18,6
Germany	7,7	Germany	10,8
USA	6,4	USA	5,5
Japan	4,8	Saudi-Arabia	5,3
Botswana	4,6	Nigeria	4,9
Exports (2019)	%	Imports (2019)	%
China	11,1	China	23,1
USA	8,1	Germany	9,2
Germany	6,2	USA	5,7
Japan	4,8	India	4,2
Botswana	4,8	Saudi Arabia	3,4

## Exports and Imports by Goods and by Percent<sup>17</sup>

Exports (2016)	%	Imports (2016)	%
Mineral products	20,5%	Machines	24,9
Precious metals	16,5%	Mineral products	13,9
Vehicles, aircraft, ships	13,4%	Vehicles, aircraft, ships	9,4
Iron and steel products	12,1%	Chemical products	10,4

Exports (2017) <sup>18</sup>	%	Imports (2017)	%
Precious metals	33,3%	Machines	24,4
Mineral products	19,5%	Mineral products	16,6
Metals	10,4%	Transportation	11,5
Transportation	12,1%	Chemical products	10,8

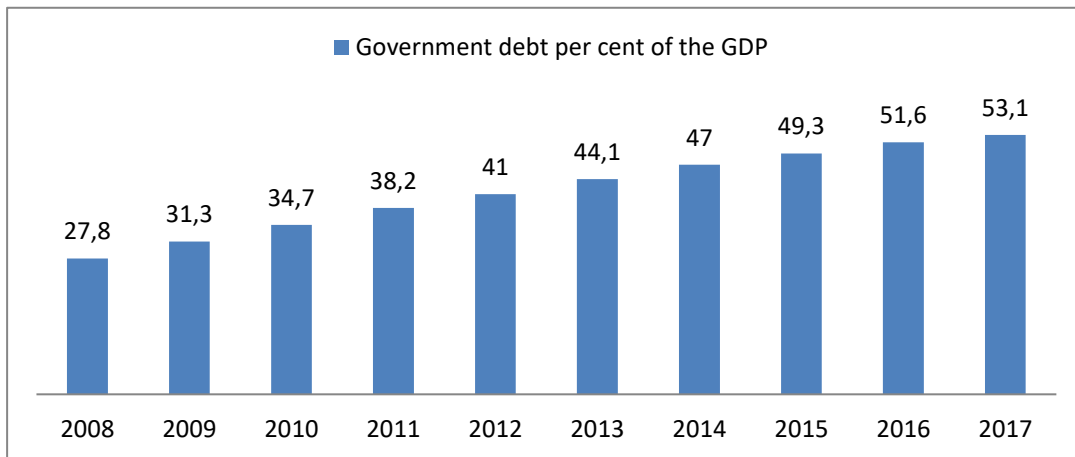
<sup>15</sup> Own graphic, see National Treasury South Africa (2018). The figures for the years 2019-2022 are estimated.

<sup>16</sup> Own graphic, see SARS (2018, 2019).

<sup>17</sup> Own graphic, see The Economist Intelligence Unit (2016).

<sup>18</sup> Own graphic, see <https://atlas.media.mit.edu/en/profile/country/zaf/> (2019).

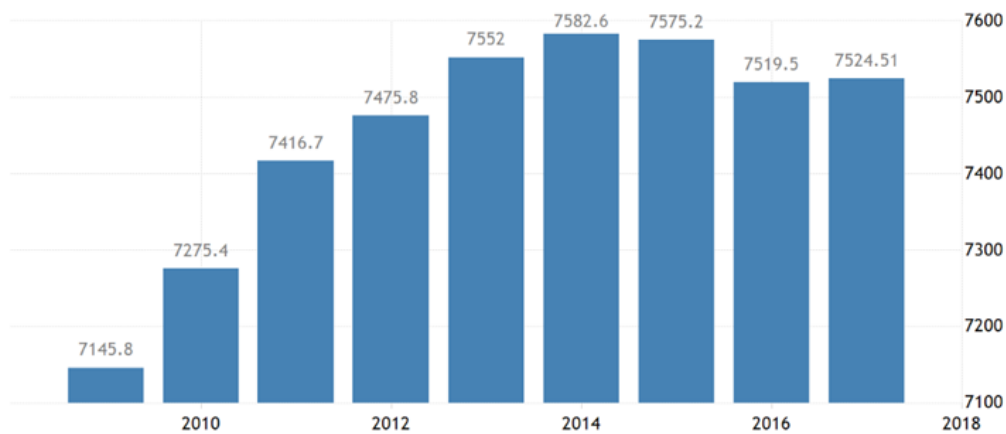
### Government debt per Cent of the GDP<sup>19</sup>



### Development of the Inflation Rate between 2008 and 2018<sup>20</sup>



### GDP per Person between 2000 and 2017 in US\$<sup>21</sup>



SOURCE: TRADINGECONOMICS.COM | WORLD BANK

<sup>19</sup> Own graphic, see Trading Economics (2018).

<sup>20</sup> See IMF (2018).

<sup>21</sup> See Worldbank (2016).

## 5 Society and Development Status

### The Development Status in Comparison

Category	Human Development	Corruption	Transformation	Stability	Governance	Distribution of Wealth
Index	Human Development Index 2018 <sup>22</sup>	Corruption Perceptions Index 2018 <sup>23</sup>	Bertelsmann Index 2018 <sup>24</sup>	Fragile States Index 2019 <sup>25</sup>	Index of African Governance 2018 <sup>26</sup>	World Bank GINI index <sup>27</sup>
South Africa	Rank: 113 out of 188	Rank: 73 out of 180	Rank: 26 out of 129	Rank: 88 out of 171	Rank: 7 out of 54 African states	63 (2014) von 100 (=perfect inequality)
<b>Comparison of Neighbouring Countries</b>						
Namibia	129	52	37	107	4	59,1 (2015)
Botswana	101	34	16	120	5	53,3 (2015)
Zimbabwe	156	160	113	10	39	43,2 (2011)
Mozambique	180	158	95	33	25	54 (2015)
Eswatini	144	89	-	42	32	-
Lesotho	159	78	73	61	16	54,2 (2010)
<b>Comparison of BRICS</b>						
Brazil	79	105	22	83	-	53,3 (2017)
India	130	78	26	74	-	35,7 (2011)
China	86	87	81	88	-	38,6 (2015)
Russia	49	138	70	73	-	37,7 (2015)
<b>Comparison of Germany, France and USA</b>						
Germany	5	11	-	167	-	31,7 (2015)
France	24	21	-	160	-	32,7 (2015)
USA	13	22	-	153	-	41,5 (2016)

### Civil Rights

Index: Freedom in the World 2019<sup>28</sup>.

The Freedom in the World Index of the U.S. NGO Freedom House investigates political rights as well as civil liberty and divides the world in free, partly free and not free countries.

South Africa rated as Free. Neighbouring states: Namibia and Botswana were also rated as Free. Zimbabwe, Mozambique and Lesotho were rated as partly free. China and Russia as BRICS Countries were rated as Not free and Brazil and India as Free. Germany, France and the USA were also rated as Free.

#### Remarks:

1. The Human Development Report of the UNDP consist among other things of the Human Development Index (HDI), which evaluates the dimension education (Alphabetization), health (life expectation) und income (GDP per person). South Africa's HDI only increased from 0,621 in 1990 to 0,629 in 2012 and therefore moved one rank above in the ranking since 2007. The Corruption Perceptions Index (CPI) of the NGO Transparency International reflects the extent to which politicians and officials of a specific investigated country perceive corruption.

<sup>22</sup> See UNDP (2016).

<sup>23</sup> See Transparency International (2018).

<sup>24</sup> See Bertelsmann Stiftung (2018).

<sup>25</sup> See Fund for Peace (2017).

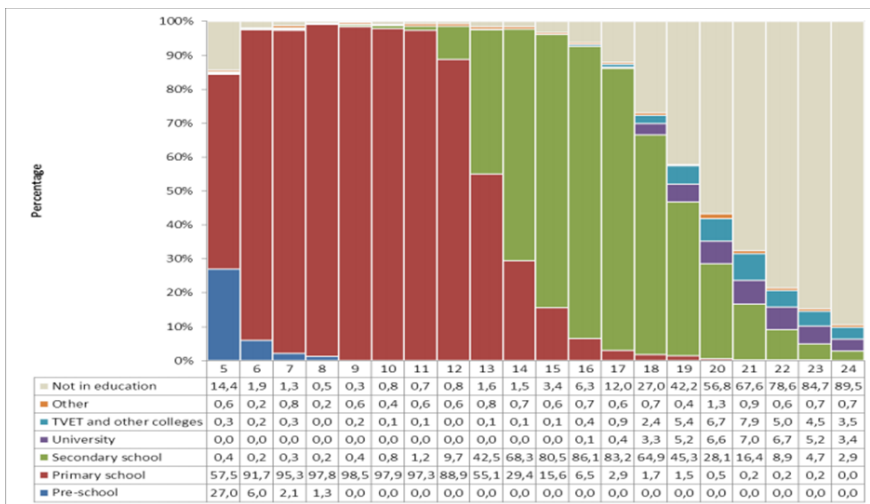
<sup>26</sup> See Mo Ibrahim Foundation (2017).

<sup>27</sup> See World Bank (2018).

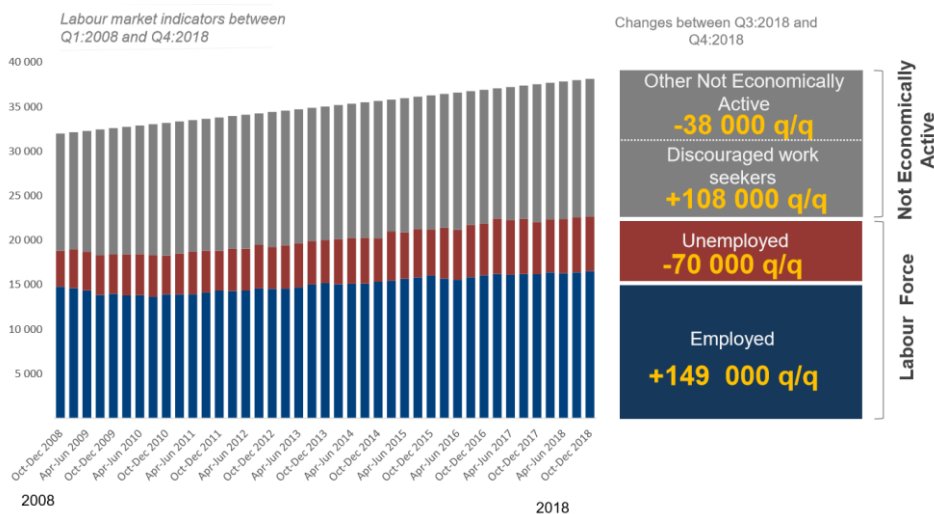
<sup>28</sup> See Freedom House, Freedom in the World (2018).

2. The Bertelsmann Transformation Index (BTI) of the Bertelsmann Foundation measures the quality of democratic and market-based structures.
3. The Failed States Index of the newspaper Foreign Policy and the Think Tank Fund for Peace estimates the risk of a breakdown of the state. The higher the rank the higher the risk.
4. The Ibrahim Index of African Governance rates 52 African States in terms of the rule of law, security, human rights, human development and economic opportunities.
5. The Gini coefficient measures the deviation compared with a perfect income distribution. 0 means that there is a perfect equal distribution of income, 100 means that there is an absolute unequal distribution of income. The given numbers were taken out of the Credit Swiss Report (2018).

**Education: Type of Educational Institution (Attended by Population 5-24 Years, 2015)<sup>29</sup>**



**Unemployment in South Africa: 2008-2018<sup>30</sup>**



<sup>29</sup> See Stats SA (2015).

<sup>30</sup> See Stats SA: Quarterly Labour Force Survey Q4 2018 (2019).

## 6 List of References

- African Economic Outlook (2017). *Entrepreneurship and Industrialisation*. Online: <http://www.africaneconomicoutlook.org/en/home> (consulted 08.03.2018).
- Bertelsmann Stiftung (2018). *Transformationsindex BTI 2016 (Status Index)*. Online: <https://www.bti-project.org/en/index/> (consulted 01.04.2019).
- Bertelsmann Stiftung (2016). *Transformationsindex BTI 2016 (Status Index)*. Online: <https://www.bti-project.org/en/index/> (consulted 08.03.2018).
- Böhler, W. und Weber, J. (2009). *Südafrika nach den Wahlen*. In: KAS-Auslandsinformationen, pp. 7-48.
- Central Intelligence Agency (CIA) – The World Fact Book (2018). *South Africa*. Online: <https://www.cia.gov/library/publications/the-world-factbook/geos/sf.html> (consulted 08.03.2018).
- De Jager, Nicola und du Toit, Pierre, Friend or Foe (2012). *Dominant Party Systems in Southern Africa: Insights from the Developing World*. New York und Tokio 2012, pp. 149-170.
- Deutsche Welle (15.02.2018). *Cyril Ramaphosa ist neuer Präsident Südafrikas*. In: Deutsche Welle. Online: <http://www.dw.com/de/cyril-ramaphosa-ist-neuer-pr%C3%A4sident-s%C3%BCdafrikas/a-42600045> (consulted 08.03.2018).
- Economist Intelligence Unit (2016). *South Africa Fact Sheet*. Online: [http://country.eiu.com/article.aspx?articleid=1066416090&Country=South%20Africa&topic=Summary&sub\\_8](http://country.eiu.com/article.aspx?articleid=1066416090&Country=South%20Africa&topic=Summary&sub_8) (consulted 08.03.2018).
- Freedom House (2018). *Freedom in the World 2018*. Online: <https://freedomhouse.org/report/freedom-world/freedom-world-2018> (consulted 08.03.2018).
- Fund for Peace (2017). *The Failed States Index*. Online: <http://fundforpeace.org/fsi/2017/05/14/fragile-states-index-2017-annual-report/951171705-fragile-states-index-annual-report-2017/> (consulted 08.03.2018).
- Hagemann, A. (2007). *Kleine Geschichte Südafrikas*. C.H. Beck, Munich.
- IMF (2018). *South Africa*. Online: <http://www.imf.org/en/Countries/ZAF> (consulted 08.03.2018).
- Mo Ibrahim Foundation (2018). *The Ibrahim Index of African Governance 2018*. Online: [http://iiag.online/http://s.mo.ibrahim.foundation/u/2018/11/27173840/2018-Index-Report.pdf?\\_ga=2.66402606.1012296603.1554111887-1199299150.1554111887](http://iiag.online/http://s.mo.ibrahim.foundation/u/2018/11/27173840/2018-Index-Report.pdf?_ga=2.66402606.1012296603.1554111887-1199299150.1554111887) (zuletzt besucht: 01.04.2019).
- National Treasury South Africa (2018). *2018 Budget Highlights*. Online: <http://www.treasury.gov.za/documents/national%20budget/2018/sars/Budget%202018%20Highlights.pdf> (consulted 04.04.2018).
- News24 reporters (2019). *Here are SA's 9 premiers elected by the provinces*. News24. Online: <https://www.news24.com/SouthAfrica/News/sihle-zikalala-elected-kzn-premier-20190522> (consulted 31.05.2019).
- OECD (2014). *Development Aid at a Glance – Statistics by region*. Online: <https://www.oecd.org/dac/stats/documentupload/2%20Africa%20-%20Development%20Aid%20at%20a%20Glance%202016.pdf> (consulted 08.03.2018).
- Pabst, M. (2008). *Südafrika – Becksche Länderreihe*. 2nd. Ed. C.H. Beck, Munich.
- Parliament of the Republic of South Africa (2018). *How Parliament is structured*. Online: <https://www.parliament.gov.za/how-parliament-is-structured> (consulted 08.03.2018).
- Provincial Government of South Africa (2018). *Provincial Government of South Africa*. Online: <https://provincialgovernment.co.za/> (consulted 04.04.2018).
- Republic of South Africa (2017). *South Africa Yearbook 2016/2017*. Online: <https://www.gcis.gov.za/sites/default/files/docs/resourcecentre/yearbook/SAYearbook2016-17.pdf> (consulted 06.03.2018).
- Rupia, Kiri (2019). *Unionists, women and an alleged smuggler? Who's who in Ramaphosa's Cabinet*. Daily Maverick. Online: <https://mg.co.za/article/2019-05-29-unionists-women-and-an-alleged-smuggler-whos-who-in-ramaphosas-cabinet> (consulted 31.05.2019).
- SARS (2018). *Trade Statistics*. Online: <http://www.sars.gov.za/ClientSegments/Customs-Excise/Trade-Statistics/Pages/default.aspx> (consulted 04.04.2018).
- Schulz-Herzenberg, C.; Southall, R. (2014). *Election 2014: The campaigns, results and future prospects*. Jacana Media, Auckland Park.
- South African Government (2018). *Government Leaders*. Online: <https://www.gov.za/about-government/leaders> (consulted 04.04.2018).
- Suhr, Henning (2018). *Zwischen Machtanspruch und Machtteilung: Südafrikas Parteien lernen den Umgang mit Koalitionen*. Online: [https://www.kas.de/documents/252038/253252/7\\_dokument\\_dok\\_pdf\\_53747\\_1.pdf/2c2a613d-afa0-aa11-c426-cec6e943d283?version=1.0&t=1539646888000](https://www.kas.de/documents/252038/253252/7_dokument_dok_pdf_53747_1.pdf/2c2a613d-afa0-aa11-c426-cec6e943d283?version=1.0&t=1539646888000) (consulted 27.03.2019).
- Suhr, Henning (2019). *Licht aus, Spot an: Wahlkampf in Südafrika in Zeiten der Energiekrise*. Online: <https://www.kas.de/laenderberichte/detail/-/content/licht-aus-spot-an-wahlkampf-in-suedafrika-in-zeiten-der-energiekrise-2> (consulted 03.04.2018).
- Statistisches Bundesamt (2017). *Zahlen und Fakten*. Online: <https://www.destatis.de/DE/ZahlenFakten/GesellschaftStaat/Bevoelkerung/Bevoelkerung.html> (consulted 08.03.2018).



- Stats SA (2011). *Statistics South Africa*. Online: [http://www.statssa.gov.za/?page\\_id=3839](http://www.statssa.gov.za/?page_id=3839) (consulted 06.03.2018).
- Stats SA (2015). *General Household Survey*. Online: <https://www.statssa.gov.za/publications/P0318/P03182015.pdf> (consulted 04.04.2018).
- Stats SA (2019). Quarterly Labour Force Survey Q4:2018 (2019). Online: [http://www.statssa.gov.za/publications/P0211/Presentation\\_QLFS%20Q4\\_2018.pdf](http://www.statssa.gov.za/publications/P0211/Presentation_QLFS%20Q4_2018.pdf) (consulted:01.04.2019).
- Stumpf, H. (2012). *South Africa*. In: Deutsche Industrie- und Handelskammer für das südliche Afrika (Ed.), Annual Report 2012, Johannesburg.
- The World Bank (2017): GINI index (World Bank estimates): Online: <https://data.worldbank.org/indicator/si.pov.gini> (consulted: 01.04.2019).
- Thuynsma, Heather A. (ed.) (2017). *Political Parties in South Africa. Do they Undermine or Underpin Democracy?* African Institute of South Africa/Konrad-Adenauer-Foundation, Pretoria.
- Trading Economics (2018). South Africa Government Debt to GDP. Online: <https://tradingeconomics.com/south-africa/government-debt-to-gdp> (consulted 08.03.2018).
- Transparency International (2017). *Corruption Perceptions Index 2017*. Online: [https://www.transparency.org/news/feature/corruption\\_perceptions\\_index\\_2017](https://www.transparency.org/news/feature/corruption_perceptions_index_2017) (consulted 08.03.2018).
- Transparency International (2018). *Corruption Perceptions Index 2018*. Online: [https://www.transparency.org/news/feature/corruption\\_perceptions\\_index\\_2018](https://www.transparency.org/news/feature/corruption_perceptions_index_2018) (consulted 01.04.2019).
- UNDP (2013). *Human Development Report 2013*. Online: <http://www.undp.org> (consulted 2013).
- UNDP (2016). *Human Development Report*. Online: [http://hdr.undp.org/sites/default/files/HDR2016\\_EN\\_Overview\\_Web.pdf](http://hdr.undp.org/sites/default/files/HDR2016_EN_Overview_Web.pdf) (consulted 08.03.2018).
- Worldbank (2016). *Country Profile – South Africa*. Online: [http://databank.worldbank.org/data/Views/Reports/ReportWidgetCustom.aspx?Report\\_Name=CountryProfile&Id=b450fd57&tbar=y&dd=y&inf=n&zm=n&country=DEU](http://databank.worldbank.org/data/Views/Reports/ReportWidgetCustom.aspx?Report_Name=CountryProfile&Id=b450fd57&tbar=y&dd=y&inf=n&zm=n&country=DEU) (consulted 08.03.2018).

## Konrad-Adenauer-Stiftung e. V.

Auslandsbüro Südafrika  
Hauptabteilung Europäische und Internationale Zusammenarbeit

[www.kas.de](http://www.kas.de)

[info.johannesburg@kas.de](mailto:info.johannesburg@kas.de)

