





**Razumkov**  
centre

# **UKRAINIAN SOCIETY, STATE AND CHURCH IN WAR. CHURCH AND RELIGIOUS SITUATION IN UKRAINE 2024**

(Information Materials)

---

Religion and Church in Ukrainian Society: 2000-2024  
(sociological study):

- Level and Nature of Religiosity of Ukrainian Society
- Religion, Church and Society
- The Church and the State
- Citizen Assessment of Inter-Religious, Inter-Faith and Inter-Church Relations

The project is implemented with the support  
of the Konrad Adenauer Foundation Office in Ukraine



KYIV-2024

# CONTENTS

3	<b>RELIGION AND CHURCH IN UKRAINIAN SOCIETY: 2000-2024</b> (sociological study)
4	Level and Nature of Religiosity of Ukrainian Society
10	Religion, Church and Society
16	The Church and the State
18	Citizen Assessment of Inter-Religious, Inter-Faith and Inter-Church Relations
26	Sociological Research Data in Tables and Figures

Information materials were developed for the Roundtable  
«Religion and Power in Ukraine: Problems of Interrelations» with  
the support of the Konrad Adenauer Foundation Office in Ukraine

*Background:* The Roundtable «Religion and Power in Ukraine: Problems of Interrelations», organised by the Razumkov Centre in collaboration with the Konrad Adenauer Foundation Office in Ukraine, has been taking place since 1996, consistently bringing together the leaders and representatives of the largest Christian churches and religious organisations in Ukraine. Invitees include representatives of government authorities, the public, the media and the expert community. Key issues discussed at the Roundtable concern the improvement of state-confessional relations and the introduction of a partnership model in relations between the State and the Church in Ukraine. In particular, the Roundtable participants elaborated the draft Concept of State-Church Relations in Ukraine and presented it to the state and the public in 2004, receiving support of the All-Ukrainian Council of Churches and Religious Organisations of Ukraine.

**Authors:**

Yuriy Yakymenko (Project Manager) Andriy Bychenko, Mykhailo Mishchenko

Cover photo: DW (<https://www.dw.com/ru/unesko-vneslo-obekty-kieva-i-lvova-v-spisok-nasledia-pod-ugrozoi-unictozenia/a-66832374>).  
When using materials, reference to this publication is mandatory.

# RELIGION AND CHURCH IN UKRAINIAN SOCIETY: 2000–2024

(sociological study)

The Razumkov Centre permanently monitors the church and religious situation in Ukraine, including sociological monitoring of the state and trends of Ukrainian society's religiosity, public confidence in the Church as a social institution, as well as the public opinion on the role of religion and the Church in public life, relations between the state and churches, among different churches and confessions.

In 2000 the Centre carried out its first survey on the level and features of religiosity of Ukrainians, their idea of the role of religion and the Church in the life of a man, society and the state.<sup>1</sup> Since then, the Centre's Sociological Service has been conducting regular general and thematic surveys on these issues.

The most recent nation-wide survey was conducted by the Razumkov Centre's Sociological Service in October 2024, with support from the Konrad Adenauer Foundation Office in Ukraine and included a poll of Ukrainian citizens with a sample representing the adult population of the government-controlled areas of Ukraine.<sup>2</sup>

In addition to traditional monitoring questions, the latest survey particularly focused on citizens' perceptions of how the Church responds to the problems and challenges of the day (including its activity in the context of the Russian aggression against Ukraine), citizens' ideas of the role and essence of the social mission of religious organisations, motives for commitment of religious rites. The survey also looked at the citizens' attitudes to the banning the activities of religious organisations in Ukraine, whose governing centres are located in the territory of the aggressor.

The sociological survey results and their comparison with the data of past surveys are presented below.<sup>3</sup> The survey findings are summarised in tables and figures. Comparative analysis of the survey results makes it possible to briefly outline the trends of Ukrainian society's religiosity over the past 20 years and to draw the following conclusions.

<sup>1</sup> For detailed research results for 2000, see N. Dudar, L. Shangina, Religion and faith in the life of Ukrainians - Razumkov Centre, 2000, Kyiv, 2001, p.267-280; for 2010, see Church and religious situation and state-confessional relations in Ukraine: outcomes of the decade, trends and problems. Analytical report of the Razumkov Centre, National Security & Defence, 2011, No.1-2, p.2-77, [https://razumkov.org.ua/uploads/journal/ukr/NSD119\\_2011\\_ukr.pdf](https://razumkov.org.ua/uploads/journal/ukr/NSD119_2011_ukr.pdf).

<sup>2</sup> Face-to-face interviews were conducted on 25-31 October 2024 in Vinnytsia, Volyn, Dnipropetrovsk, Donetsk, Zhytomyr, Zakarpattia, Zaporizhzhia, Ivano-Frankivsk, Kyiv, Kirovohrad, Lviv, Mykolaiv, Odesa, Poltava, Rivne, Sumy, Ternopil, Kharkiv, Kherson, Khmelnytskyi, Cherkasy, Chernihiv, Chernivtsi oblasts and the city of Kyiv (survey in Zaporizhzhia, Mykolaiv, Kharkiv and Kherson regions was only carried out in government-controlled areas not subject to hostilities).

The survey was based on a stratified multi-stage sampling with random selection at the initial sampling stages and quota selection of respondents at the final stage (when respondents were selected based on gender and age quotas). The sample structure reproduces the demographic structure of the adult population of the surveyed areas as of the beginning of 2022 (by age, gender, type of settlement).

A total of 2,017 respondents aged 18+ were interviewed. The theoretical sampling error does not exceed 2.3%. At the same time, additional systematic sampling deviations may be caused by the effects of Russian aggression, in particular, the forced evacuation of millions of citizens.

<sup>3</sup> Comparing the results of the latest survey with those of previous studies, one should keep in mind that that surveys in 2000 and 2010 were carried out throughout the entire territory of Ukraine; the 2014 survey was conducted in all regions except the Autonomous Republic of Crimea; and 2018, 2019, 2020 and 2021 surveys were carried out throughout the country excluding the Autonomous Republic of Crimea and the temporarily occupied parts of Donetsk and Luhansk oblasts.

## LEVEL AND NATURE OF RELIGIOSITY OF UKRAINIAN SOCIETY

**1. Throughout the entire period of research, Ukrainian society has demonstrated a fairly high level of religiosity.** In particular, compared to 2000, the number of Ukrainians who identify themselves as believers increased from 58% in 2000 to 71% at the end of 2010.<sup>1</sup> Later, in 2010–2020, the share of believers among adult citizens of Ukraine averaged 70%.

Meanwhile, the 2014 survey found an increase in the number of believers from 67% in the «pre-war» 2013 to 76%, which is normal for society in a stress situation. This figure still remains the highest for all years of monitoring; later, it has been declining and stood at 68% at the end of 2021. With the outbreak of full-scale Russian aggression, it jumped to 74% but then dropped slightly again to 70.5% in 2023 and 68% in 2024 (from 85% of respondents in the West to 55% in the East).

After 2021, changes in the religiosity levels were driven by the Central and Eastern regions. In the Centre, the share of believers among the adult population increased from 63.5% in 2021 to 76% in 2022, but in 2024, this figure declined from 76% to 65%; in the East, relevant figures were 59%, 63% and 55%. Over the past year, no statistically significant changes were observed in the West and the South (Figure «*Irrespective of whether you go to church or not, who do you think you are?*»).

**2. Regional differences in all aspects of religious, confessional and church self-identification of Ukrainian citizens persists.** Ukraine's West traditionally has the highest level of religiosity, and the East has the lowest. However, compared to 2000, the share of those who call themselves believers has increased in the Centre, South and East, and

has not changed in the West. Therefore, the difference between regions in the share of believers is decreasing. Regional differences in specific aspects of religiosity, respondents' positions and assessments are discussed further in the text.<sup>2</sup>

**3. Study findings show that the level of religiosity continues to depend on gender, age, and place of residence (urban/rural).**

Religiosity is traditionally higher in older age groups compared to younger ones (in 2024, the lowest number of believers was among those aged 18–24 – 52%, while ranging from 61% to 76% in other age groups).

There are more believers among women than men (76% and 58%, respectively). Also, the share of believers is higher among rural residents (76.5%) than among city dwellers (63.5%). In 2022, compared to previous years, religiosity increased among people with higher or incomplete higher education and virtually did not change among respondents with secondary and secondary special education, making the level of religiosity approximately equal across all educational groups. In 2023 and 2024, the share of believers in different educational groups also did not differ statistically.

22% of respondents said that after the outbreak of Russia's full-scale war against Ukraine (that is, after February 2022), they became more religious and pious than before; 4% – less religious and pious than before the war; and 69% reported no changes in their attitudes towards religion and faith.

With older age, more respondents become firmer in their faith – their share increases from 17.5% among those under 25 to 26% among those aged 60+. The share of such people is highest among the faithful of the

<sup>1</sup> Hereinafter, the terms «believers», «non-believers», «Orthodox», «faithful to the OCU (UGCC, UOC-MP)», «just Christians», «just Orthodox» and others mean the groups of respondents who associate themselves with relevant categories. The number of representatives of other denominations is insufficient for their statistical analysis as separate groups.

<sup>2</sup> The regions are broken down as follows – **West:** Volyn, Zakarpattia, Ivano-Frankivsk, Lviv, Rivne, Ternopil, Chernivtsi oblasts; **Centre:** Vinnytsia, Zhytomyr, Kyiv, Kirovohrad, Poltava, Sumy, Khmelnytskyi, Cherkasy, Chernihiv oblasts and the city of Kyiv; **South:** Mykolaiv, Odesa, Kherson oblasts; **East:** Dnipropetrovsk, Zaporizhzhia, Kharkiv, Donetsk and Luhansk oblasts. «Regional affiliation» of respondents was determined by their place of residence before the beginning of the large-scale Russian aggression, that is, before 24 February 2022. The only exception is that for the analysis of regional differences in answers to the question «What are the relations among believers of different churches and religions in the region where you live?», the place of respondent's residence at the time of survey was taken into account.

UOC-MP (44%), the OCU (29%) (Figure «*After the outbreak of russia's full-scale war against Ukraine do you think you became...?*»).

#### 4. Respondents' declared affiliation with a particular religious organisation or church is not always related to their identification as a believer and may be due to their socio-cultural or ethnic identity.

For example, some respondents faithful of the OCU (105%), the UOC-MP (9%) and the UGCC (2.5%) identified themselves as individuals wavering between faith and non-belief, while among the faithful of the OCU and UOC-MP, 1% called themselves non-believers or atheists.

Among «just Orthodox», 73% called themselves believers, 19% wavered between faith and non-belief, 1% identified themselves as non-believers, and 2% were indifferent to religion. This suggests that some citizens' belonging to Orthodox Christians is more linked to their socio-cultural or ethnic identity rather than their religious identity. This is especially true for the group of «just Christians», as only 46% of them called themselves believers, while 30% wavered between faith and non-belief, 9% were non-believers or atheists, and 13% did not care about religion.

Meanwhile, among those who did not associate themselves with any religion, 15% called themselves believers, 13% wavered between faith and non-belief. However, the majority – 66% – were non-believers or atheists or those indifferent to religious issues.

It is noteworthy that religious identity as such is far less important to Ukrainians than civic or regional (local) identities. Answering the question: «*Which social community do you identify yourself with in the first place?*», 70% of respondents said, «with citizens of Ukraine», 14% – «with residents of my city (village)», 6% – «with residents of my region», 6% – «with representatives of my nationality», and only 2% – «with people of the same faith», and 0.7% – «with people of the same Church to which I belong».

During the monitoring period, **most citizens expressed an opinion that religious faith does not require mandatory religious affiliation.**<sup>3</sup> Currently, 57.5% of respondents (64% in 2000) believe that «a person can be just a believer and not profess a particular religion». This viewpoint clearly prevails in all regions but the West, where the majority (55%) supports the opinion that «a believer must profess one religion or another». Most of such respondents are the faithful of the UGCC (69%) and the UOC-MP (55%), while only 39% of the OCU faithful share this view. With older age, representatives are increasingly likely to think that a believer must necessarily profess one religion or another (their share reduces from 44% among those aged 60+ to 22% among the age group under 25). (Figure «*Which of the following statements about a believer would you agree with the most?*»).

**5. After 2014, there has been a downward trend in the number of those who identify themselves as Orthodox** (their share decreased from 70% in 2014 to 55% in 2024). Meanwhile, the share of Greek Catholics has somewhat increased from 8% to 12%. 10% called themselves «just Christians,» and 18% said they did not identify themselves with any religious faith, which is not statistically different from the 2021 figures.

Other denominations and religions (Protestantism, Roman Catholicism, Islam, Judaism, etc.) have notably fewer followers (Figure «*Which religion do you belong to?*»).

**Confessional self-determination has distinct regional specifics.** The largest number of Orthodox Christians is typical for the Centre (67%). They make up 56% in the South, and 53% in the East. In the West, Orthodox Christians make only 38%, while 40% of residents of this region call themselves Greek Catholics. Also, in the West there are significantly fewer people who identify themselves as «just Christians» (6%, compared to 10-15% in other regions). Similarly, there are fewer people in the West and Centre (9% and 17%, respectively), who do not associate themselves with any religion, compared to the South and East (25% and 29%, respectively).

<sup>3</sup> This opinion was shared by the majority (from 56% to 64%) of respondents throughout the entire period of the Razumkov Centre's surveys on the topic (2000-2024).

Just as the number of believers increases with age, the share of Orthodox Christians goes up from 41% among young people aged 18-24 to 61% among those aged 60+. The younger the respondents, the higher the number of those who do not belong to any religion (from 13% among those aged 60+ to 33% among those under 25).

**6. Notable changes occur in the church self-determination of Orthodox believers, due to changes in the organisational pattern of Orthodoxy in Ukraine and the impact of Russia's full-scale aggression on public consciousness.**

Until 2018, three major Orthodox denominations acted in Ukraine de jure and de facto – the Ukrainian Autocephalous Church (UAOC), the Ukrainian Orthodox Church of the Moscow Patriarchate (UOC-MP), and the Ukrainian Orthodox Church of the Kyiv Patriarchate (UOC-KP). In 2010–2018, the number of the UOC-MP followers was steadily decreasing (from 24% in 2010 to 12% in 2018), while the number of believers of the UOC-KP was growing (from 15% in 2010 to 29% in 2018).

In December 2018, the UOC-KP and the UAOC merged into the Orthodox Church of Ukraine (OCU), which received a Tomos of Autocephaly from the Ecumenical Patriarchate in January 2019.

However, the number of the OCU faithful in 2020 was lower (20%) than the number of the UOC-KP followers in 2018, reflecting a certain disorientation of many believers in their church identification after the statements of Patriarch Filaret of the UOC-KP to revoke his signature under the decision to establish the OCU and proclaim the restoration of the UOC-KP. At the same time, the number of Ukrainians who identified themselves as «just Orthodox» increased from 23% in 2018 to 27% in 2020 (another 1% did not know which Orthodox church they belonged to. See Figure «Which Orthodox church do you belong to?»). However, already in 2021, the share of those who identified themselves as the OCU faithful increased to 24%, further growing to 36% in 2022, and 42% in 2023.

In 2024, 35% of respondents identified themselves as the OCU faithful, which is roughly

the same as in 2022 and less than in 2023. Such a decrease in the number of OCU believers correlates with a decrease in the number of Orthodox Christians compared to 2023 in general (from 61% to 55%).

After the outbreak of a full-scale war against Ukraine, the number of those who associate themselves with the UOC-MP has dropped significantly from 13% in 2021 to 5.5% in 2024.

In recent years, there has been a steady decrease in the number of those who identify themselves as «just Orthodox» – from 27% in 2020 to 22% in 2021, to 19% in 2022 and to 14% in 2024.

In 2024, the largest share of the OCU faithful was found in the Centre (45%), followed by the South and the West (28% each), and the East (29.5%). Followers of the UOC-MP in western, central and eastern Ukraine make up only 5% of all respondents, but their share is higher in the South (10%). The lowest number of «just Orthodox» is found in the West (4%), while in other regions their shares range within 17-18%.

**Socio-demographic structure of the faithful of the largest churches.** Residents of the central regions are most represented in the regional structure of the OCU faithful (52.5% of all followers of this church) (Figure «Structure of religious and church groups»). Also, residents of the Centre make up half of «just Orthodox» (50%), and relative majority of «just Christians» (40%) and the UOC-MP faithful (35%).

The UGCC structure is dominated by those living in the West of Ukraine (87.5%).

As for Ukrainians who do not identify themselves with any religion, the largest number of them live in the Centre (38%) and the East (34%).

Women make up the majority of faithful of the UOC-MP (69%), OCU (62%), UGCC (62%) and «just Orthodox» (55%). Instead, men form the majority among «just Christians» (56%) and those who do not identify themselves with any religion (62%).

**7. There is a significant difference between the declared religiosity (68% of**

**respondents call themselves believers, and 55% – Orthodox) and their identification with a particular religious community.**

When describing church and confessional self-identification, researchers often focus on the citizens' nominal self-attribution to one or another church, although *churched* people must belong to a certain religious community. Only 25.5% admitted to being a member of a community (which, however, is still higher than in 2020, when their number was only 16%) (Figure «*Are you a member of a certain religious community (parish)?*»). The largest number of religious community members is found in the West (48%), with the Centre (20%), the East (17%), and the South (10%) falling far behind. With age, the respondents are more likely to call themselves members of a religious community (from 17% in the age group of 18-24 to 34% among those aged 60+). Rural residents are also more likely to be members of such communities than city dwellers (33% and 22%, respectively); the same is true for women and men (30% and 20%, respectively).

**Belonging to a particular Church does not necessarily mean belonging to a religious community.** Therefore, community membership was confirmed by 58% of the UGCC faithful, by 50% for the UOC-MP faithful, and by 30% of the OCU followers. Additionally, 10% of «just Orthodox», 9% of «just Christians», and 1% of those who do not identify themselves with any religion, called themselves members of religious communities.

Members of religious communities who associate themselves with the OCU make up 11% of all respondents (6% in 2021), and members of the Greek Catholic communities – 7% (6% in 2021). 3% of all respondents identified themselves as members of UOC-MP communities (4% in 2021).

**8. The attendance of religious services by citizens did not change much. While in 2000, 49% of respondents reported attending religious services and meetings, and 51% did not attend them, later on more than half of respondents reported attending services (52% in 2024).** Residents of the country's West attend religious services much more often (78%), than their compatriots in the Centre (47.5%), the East (40%), and the South (30%).

Attendance of religious services increases from 36% among young people aged 18-24 to 58% in the oldest age group of 60+. Rural residents are more likely to attend religious services than urban residents (59% and 48%, respectively), and women are more active church-goers than men (58% and 44%, respectively). The largest number of those who attend religious services is found among the UGCC faithful (92%), followed by the believers of the UOC-MP (75%) and the OCU (64.5%). Church services also attract many of «just Orthodox» (42%), «just Christians» (34%), and even those who do not identify with any religion (4%) (Figure «*Do you attend religious services, meetings, ministries?*»).

Meanwhile, only 31% of those who reported attending religious services and meetings do it regularly, at least once a week, which is, however, significantly more than in 2021, when their share was 20%. Now, they make 48% in the West, 22% in the East, 21% in the South, and 19% in the Centre. UGCC believers attend services most often – 57% of them do it at least once a week. The shares of those who attend such services among the faithful of the UOC-MP and the OCU are 40.5% and 21%, respectively, followed by «just Orthodox» (10%), «just Christians» (9%).

Those aged 60+ are more likely to report attending services at least once a week (40%), which is in sharp contrast to those under 25 (21%).

A relative majority (41%) of those who attend religious services do so only on religious holidays. In the West, they make 32.5%, but their share is notably higher in other parts of the country – 43% in the South, 45% in the East, and 49% in the Centre. The lowest number of those who only attend church on religious holidays is found among the faithful of the UGCC (24%), while their share increases among the followers of other Churches – the UOC-MP (31%), «just Orthodox» (47%), OCU (52%), as well as among «just Christians» (54%) (Figure «*How often do you attend religious services, meetings, ministries?*»).

When asked «*Did you attend the service last Sunday (Saturday, Friday)?*», 22% of respondents give an affirmative answer (44% in the West, 16% in the Centre, 14% in the East, and 11% in the South; from 31% among those



aged 60+ to 13.5% of those aged 18 to 24; 29% of rural residents and only 18.5% urban residents; 26% of polled women and 17% of men, 59% of UGCC believers, 49% of the UOC-MP faithful, 23% of the OCU followers, as well as 9% among «just Orthodox» and 5% of «just Christians»).

**In recent years, some believers have been participating in religious services online.**

According to the latest survey, 14% of respondents took part in such services. Residents of western regions are much more likely to attend online services (26%), while in other regions this share ranges from 5% to 11%) (Figure «*Did you participate in online religious services?*»).

As many as 34% of the faithful of the UGCC have participated in online services, while the followers of other churches were far less likely to do so, for example, 16% of the UOC-MP followers and 15% of the faithful of the OCU.

Based on the above, quite expectedly, the Church's use of the latest information technologies (social media, «church in a smartphone», etc.) is most welcomed by the faithful of the UGCC (68%), while the believers of the OCU (49%) and the UOC-MP (39%) are a little less positive. Region-wise, the West has the largest support for such technologies (58%), followed by the South (55%), the Centre and the East (33% each), with the country average of 42% (Figure «*Currently the Church is actively using the latest information technologies...?*»).

**9. Changes in the believers' behaviour in wartime.** When asked how the frequency of their visits to the church (house of prayer) has changed after the outbreak of the war, 48.5% of respondents said they attended church as before; 11% started attending the church more often; and 10% – less often (another 26% said they «neither went there before nor go there now»). The number of the latter is highest in the youngest age group (42% among those under 25).

More frequent church visits after the outbreak of the war were reported by 28% of the UOC-MP believers, 21% of the UGCC followers, 14% of the OCU believers, and only by 5% of «just Orthodox» and 3% of «just

Christians». Also, 17% of Ukrainians living in the West, 10% in the Centre and the South, and only 5% in the East began attending church more often. In the East and South, 12.5% and 14% of respondents, respectively, reported attending church less often than before the war, while in the West and Centre, only 7% and 9% of respondents said so (Figure «*Go to church (house of prayer)?*»).

8% of respondents said that since the outbreak of the war they have started communicating with clergy more often, 7% have started communicating less often, and 41% communicate as before. Another 40% admitted that they «neither communicated before nor do it now», and the number of such people is the highest in the youngest age group (55%) and in the South (55.5%). (Figure «*Personally communicate with priests?*»).

**10. Between 2000 and 2020, the share of those who reported regular donations to the Church ranged from 9 to 11%. In 2022-2023, this share has slightly increased to 15%, but the latest survey shows its return to pre-war levels (12%).** Compared to the beginning of 2000, there is a decline in the share of those who provided such assistance «rarely» (from 38% in 2000 to 26% in 2024) and those who never did so (from 36% to 31%, respectively). Over the past decade, the share of those who make donations on major holidays and pay for prayers and rites has remained almost unchanged, ranging within 29-34% (30%, according to the latest survey), which is notably higher than in 2000 (16%). (Figure «*Do you support the Church financially?*»).

In 2024, 36% of religious community members regularly provided financial assistance to the Church, and only 4% of those who did not belong to the community; 37% and 22%, respectively, rarely do that; 21% and 33%, respectively, make donations on major holidays and pay for rites; and 5% and 42%, respectively, never support the Church financially.

Since western Ukraine has the largest number of residents who are members of religious communities, the share of those who regularly make donations to the Church is the

highest there (23%), compared to other regions (4% to 9%). Among the faithful of different churches, the UGCC believers are most likely to regularly support their Church (30%). Among the faithful of the UOC-MP and the OCU these figures make 19% and 13%, respectively.

The highest number of those who never help the church can be found in the East (42%), among young people aged 18 to 24 (50%), among those who do not associate themselves with any confession (78%). They also make relative majority among «just Christians» (42%).

Meanwhile, many of «just Orthodox» (45%) make donations on major holidays and pay for religious rites.

**11. Motivation for attending religious services.** Speaking about the motivation for attending religious services, the attendees mostly mention communication with God (48%) and participation in prayers and religious rites (45.5%). Also, people say that attending religious services helps them calm down and forget about everyday worries (34.5%), that they want to listen to a sermon (33%), and that service helps address burdensome moral issues (30%).

23% motivate their church attendance by the need to stay among the like-minded people and those who they like; 16% do that because they have been doing this all their lives; and only 4% say that the religious community gives them some kind of help or support (Figure «*What is the purpose of you attending religious services, meetings, ministries?*»).

Compared to the «pre-war» 2021, the number of those who explain their attending of religious services by the fact that this allows them to forget about everyday worries and helps address moral issues has somewhat increased (from 25.5% to 34.5%), as did the number of those who needs to stay among the like-minded people (from 17.5% to 23%).

Compared to the total respondents, representatives of the oldest age group (60+) are more likely to name communication with God (55%), participation in prayers and religious rites (50%), and the need to stay among like-minded people and people they like (28%) as their main motives to attend religious services.

Instead, the youngest age group (18-24) is more likely than others to participate in religious services because this helps address burdensome moral issues (35.5%).

Women are more likely than men to mention participation in prayers and religious rites (49% and 39.5%, respectively) and the calming effect of the Church (37% and 31%) as reasons for attending religious services.

Compared to the followers of other religions, the faithful of the UGCC and the UOC-MP are much more likely to mention the motive of communication with God (56% and 63%, respectively) and desire to listen to a sermon (40% and 44%). The latter additionally say that attending religious services helps them address moral issues (44%).

Those who do not attend religious services mostly say that it is not necessary to attend religious services, meetings or ministries in order to practice a particular religion (39%); they do not feel any need to do so (34%); and they do not have time for this (23%). Less frequently mentioned reasons include being a non-believer or an atheist (17%), and the fact that none of their acquaintances attends religious services, meetings, or ministries (10%). Only 1% point at the absence of any religious community where they live; 2% say that there are no communities of the church or religion to which they belong; and 3% attend religious services, meetings and ministries online, listen to services on TV or radio (Figure «*Why don't you attend religious services, meetings, ministries?*»).

Among the residents of the East who do not attend religious services, the share of those who explain this by being non-believers or atheists is notably higher (25%). The West has the largest number of those who feel no need to attend services (44%), while in the South, there is the highest number of those who think that it is not necessary to attend religious services or meetings in order to practice a particular religion (49%).

**12. Does the Church need modernisation?** When asked whether something needs to be changed in the activities of the religious community whose religious services, meetings or ministries they attend, those respondents who attend such services mostly answer that no changes are needed (59%).

12% believe that more attention should be paid to various types of assistance to community members; 11% want more attention to psychological support of community members; 8% point at the need for services and sermons done in their native language; 7% would like more attention to the problems of community members; 7% suggest greater focus on familiarising community members with the basics of religious doctrine; 6% suggest simplifying rituals and reducing the duration of services; and 4% point at the need for meetings and services done at a more convenient time (Figure «Do you think something needs to be changed in the activities of the religious community...?»).

Compared to the total respondents, residents of the West (70%) are much more likely to believe that no changes are needed in the activities of religious communities, while those living in the South would like more attention to various types of assistance to community members and their support (24%). Respondents living in the central regions are more likely than other Ukrainians to consider the need for services done in their native language to be an urgent problem (13%).

## RELIGION, CHURCH AND SOCIETY

**1. Most citizens of Ukraine trust the Church.** However, compared to 2010, when the level of public trust in the Church reached its maximum (72.5%), this indicator is now lower at 62.5%<sup>4</sup> (Figure «Do you trust the Church?»). The Church is trusted the most in the West (78%), followed by the South (62%) and the Centre (61%); the lowest trust in the Church was found in the East (47%), which is only 8% higher than the share of those who do not trust it.

**2. The recognised moral authority of the Church is lower than people's trust in it.** This indicator was going down consistently from 56% in 2010 to 44.5% in 2020, while the share of those who did not see the Church as a moral authority increased from 27% to 40% during this period. However, figures for 2021 and 2022 were more optimistic, as 48% and 49%, respectively, considered the Church to be a moral authority, while 31% and 33%, respectively, shared the opposite opinion (Figure «Is the Church a moral authority for you today?»). In 2023, however, somewhat fewer respondents (44%) saw the Church as a moral authority, and 40% said that the Church wasn't a moral authority for them; relevant figures for 2024 were 43% and 38%, respectively, suggesting that the situation returns to 2020 figures.

Citizens' opinions on this issue vary from region to region and depend on their confessional and church affiliation: the Church is a moral authority for 64% of Ukrainians living in the West, and only for 29-39% of those living in other regions. Since 2022, however, the Church's moral authority has decreased in the West (from 72% to 64%), the East (from 43% to 33%), and the South (from 40% to 29%). While in 2022, the shares of those who saw the Church as a moral authority and those who did not think so in the East and the South did not differ statistically, in 2024, those who do not consider the Church to be an authority already make up the majority in the East (51%), and a relative majority in the South (47%). In the Centre, the shares of those who consider the Church to be a moral authority and those who do not think so are not statistically different (39% and 41%, respectively).

In terms of confessional and church affiliation, the Church is a moral authority for 83% of the

<sup>4</sup> Data on public trust in the Church are based on the results of a survey conducted by the Razumkov Centre's Sociological Service on 20-26 September 2024 as part of the PACT's ENGAGE (Enhance Non-Governmental Actions and Grassroots Engagement) programme in Ukraine funded by the United States Agency for International Development (USAID).

Face-to-face interviews were conducted in Vinnytsia, Volyn, Dnipropetrovsk, Donetsk, Zhytomyr, Zakarpattia, Zaporizhzhia, Ivano-Frankivsk, Kyiv, Kirovohrad, Lviv, Mykolaiv, Odesa, Poltava, Rivne, Sumy, Ternopil, Kharkiv, Kherson, Khmelnitskyi, Cherkasy, Chernihiv, Chernivtsi oblasts and the city of Kyiv (survey in Zaporizhzhia, Donetsk, Mykolaiv, Kharkiv and Kherson regions was only carried out in government-controlled areas not subject to hostilities).

The survey was based on a stratified multi-stage sampling with random selection at the initial sampling stages and quota selection of respondents at the final stage (when respondents were selected based on gender and age quotas). The sample structure reproduces the demographic structure of the adult population of the surveyed areas as of the beginning of 2022 (by age, gender, type of settlement).

A total of 2,016 respondents aged 18+ were interviewed. The theoretical sampling error does not exceed 2.3%. Additional systematic sampling deviations may be caused by the effects of Russian aggression, in particular, the forced evacuation of millions of citizens.

UGCC faithful and to a lesser extent – for the faithful of the UOC-MP (73%) and the OCU (52%); and even less so – for «just Orthodox» (29%) and «just Christians» (24%). Only 6% of those who do not identify themselves with any religion see the Church as an authority.

The level of recognition of the Church as a moral authority is the highest in the oldest age group of 60+ (52%), and goes down with younger age, up to 33% among those under 25.

Relevant views of women and men on the issue differ radically: while relevant majority of women (49%) see the Church as a moral authority and 33% do not see it this way, the situation with men is opposite (35% and 45%, respectively).

**3. Citizens are quite critical about the clergy's morality.** Only 25% of respondents expressed confidence that «the majority of clergy are deeply moral and spiritual people» (Figure «Which statement would you agree with the most?»). The share of those who believe that most priests are deeply moral and spiritual persons is higher in the West (35%), compared to other regions (from 18% to 27%).

This figure is the highest among the faithful of the UGCC (48.5%), followed by other churches – the UOC-MP (47%), the OCU (25%), and among «just Orthodox» (22%), «just Christians» (11%), and those who do not belong to any religion (6%). Members of the oldest age group are somewhat more likely to consider clergy as a moral authority (30%), compared to others.

The opinion that «clergy, like most of us, have all the virtues and sins» prevails throughout the monitoring period, ranging from 44% to 52%, and 45% in the last survey.

23% of respondents believe that most priests think about money in the first place rather than spiritual things. This viewpoint is particularly widespread among those not affiliated with any religion (45%).

**4. Assessment of the Church's role and functions in society.** The positive social role of the Church has been appreciated by citizens throughout the entire monitoring period. However, since 2014, the share of those

who noted the Church's positive role dropped from 52.5% to 40% in 2020. In 2021, the share of those appreciating the positive role of the Church increased to 49.5%, in 2022, after the onset of Russia's full-scale aggression, it increased even more to 59%, which is the highest figure since 2000. In 2024, this figure was slightly lower at 52% (Figure «What role does the Church play in modern Ukrainian society?»).

Residents of Ukraine's West are much more likely to mention the Church's positive role (73%), compared to other regions (from 43% to 46%).

As for the country as a whole, 28% of Ukrainians do not consider the Church's role as significant (33% in 2021). It should be emphasised that it is not about the Church's negative role: during the entire monitoring period, the number of those sharing this opinion never exceeded 7% of respondents (5% in 2024).

With younger age, the respondents are less likely to point at the positive role of the Church (from 63% of those aged 60+ to 37% of those under 25).

The overwhelming majority of followers of Ukraine's major denominations and churches point at the positive role of the Church, namely UGCC (85%), UOC-MP (76%) and OCU (65.5%). As for «just Orthodox» and «just Christians», these figures are much more modest at 43% and 33%, respectively. The lowest number of those who appreciate the Church's role (10%) is found among the respondents who do not identify themselves with any religion.

**5. Answering the question about the main goals of churches and religious associations in Ukraine,** respondents mostly mention worshipping God, praying together (51%), providing spiritual support to people experiencing spiritual crisis (50.5%). Other goals include helping vulnerable populations (26.5%), promoting moral recovery of society (26%), and protecting traditional values (26%) (Figure «What are the main goals that churches and religious associations in Ukraine should pursue?»).

Other goals are less frequently mentioned, including promoting peace and tolerance

(14%), educating youth (13%), involving as many believers in the church (religious association) as possible (9%), spreading their influence in society (6%), organising religious education and teaching the basics of religion (4%), shaping state policy, both domestic and foreign (3.5%), competing with other churches to influence the believers (3%), increasing revenues of the church (religious association) (3%), and helping to master professions (2%).

Compared to other regions, Ukrainians living in the West and the South are more likely to mention worshipping God and praying together (62% and 58%) as the main goals of churches. Similarly, those living in the West tend to name promoting moral recovery of society (31%), protecting traditional values (30%) and educating youth (17%).

Members of the youngest age group (18-24) are less likely (16%) than those belonging to other age groups (24-29%) to believe that churches and religious associations should aim at promoting moral recovery of society.

If one compares the answers to two questions «*What are the main goals that churches and religious associations in Ukraine should pursue?*» and «*What are the main goals implemented by the church or religious association that you belong to?*», they appear quite similar, that is, respondents mostly feel that the church or religious association to which they belong meet their expectations. Respondents mentioned the following main goals implemented by their church: worshipping God and praying together (62% of those who associate themselves with a particular church or religious association); providing spiritual support to people experiencing spiritual crisis (46.5%); protecting traditional values (32%); promoting moral recovery of society (27%); and helping socially vulnerable populations (21%), (Figure «*What are the main goals implemented by the church or religious association that you belong to?*»).

Residents of the West are more likely than those living in other regions to mention worshipping God and praying together (72% vs 48% to 60%) and educating youth (18% vs 6% to 10%) as the main goals of their religious organisation. Also, Ukrainians in the West and

the Centre are more likely than their compatriots in the South and the East to mention the protection of traditional values (36%, 35%, 21% and 23%, respectively).

Residents of the South are more likely to say that their religious organisation helps socially vulnerable populations (34% vs 18% to 21% in other regions) and support people experiencing spiritual crisis (53% vs 45-46% elsewhere in Ukraine).

**6. Ukrainians believe that providing social service, helping people and supporting them should be one of the leading or more important activities of the church or religious association.**

34% of respondents agree that that social service should play a leading role in the church activities; 31.5% think that social service is important but not the primary activity of the church. Only 6% believe that social service is an insignificant church activity, and only 8% think that the church (religious association) should not engage in social service at all (Figure «*What place should social service occupy in the church, religious association activities?*»).

The idea that social service should be a leading or important activities of the church is shared by most residents across all regions (74.5% in the West, 66% in the South, 64% in the Centre, and 56% in the East), and by most followers of major churches (82% of the UGCC, 74% of the UOC-MP, 73% of OCU, 60% of «just Orthodox», 55% of «just Christians» and 43% of those who do not identify themselves with any religion).

**When assessing the types of social service of churches and religious associations that are the most important for society**, respondents mostly mention psychological assistance (67%) and protection of vulnerable populations (victims of violence, homeless people, displaced persons, etc.) (46%). Also, they mention religious education (33%), child rearing (30%), financial assistance (25%), organisation of leisure time (9%), vocational guidance and training (6%). 5% of respondents said that no types of social service are important for society (Figure «*In your, opinion, what types of social service of churches, religious associations are the most important for society?*»).

Ukraine's West stands out among other regions in the vision of the main tasks and areas of social service, as people here consider child rearing (48.5% vs 16% to 27.5% in other regions) and religious education (47% vs 23% to 31%) to be the main types of social service, but less often – protection of vulnerable populations (34% vs 46% to 53% in other regions) and financial assistance (12.5 vs 26% to 37% in other regions).

The faithful of the UGCC and the UOC-MP attach somewhat greater importance to religious education than the faithful of the OCU (54%, 47% and 35%, respectively). Child rearing is particularly important for the followers of the UGCC (48%) compared to the UOC-MP and the OCU (34% each), while less importance is attached to the protection of vulnerable populations (32%, 49% and 49.5%, respectively).

**Speaking about the types of social service of churches and religious associations that would be interesting to them personally,** respondents mention psychological assistance (37.5%), religious education (20%), financial assistance (17%), protection of vulnerable populations (17%), child rearing (14.5%), organisation of leisure time (8%) and vocational guidance and training (4%). 29% report not to be interested in any social services of the church.

To this end, residents of Ukraine's West are more likely to mention religious education (30%), child rearing (24%) and organisation of leisure time (13.5%), and less likely – financial assistance (6%) and protection of vulnerable populations (12%). In the meantime, those living in the South mention protection of vulnerable populations (24%) more often than residents of other regions (Figure «*What types of social service of churches, religious associations would be interesting for you personally?*»).

Psychological assistance is particularly interesting for the faithful of the UOC-MP (53%) and the OCU (48%), while religious education is of interest to the faithful of the UGCC (36%) and the UOC-MP (35%).

61% of those who do not identify themselves with any religion, 36% of «just Christians»

and 33% of «just Orthodox» are not interested in any social services offered by churches.

Members of older age groups are much more likely than younger respondents to express interest in psychological and financial assistance. With younger age, respondents are increasingly likely to say that they are not interested in any type of social services.

**54% of respondents claim that they have never personally experienced any type of social service of churches or religious associations.** This answer is the most widespread among those who do not identify themselves with any religion (83%), «just Christians» (64%) and «just Orthodox» (64%). Instead, this answer is the least common among the faithful of the UOC-MP (26%) Younger respondents are also more likely to give this answer. (Figure «*What types of social service of churches, religious associations have you experienced personally?*»).

The most popular type of church's social service that respondents have received personally is psychological assistance (24%). In 2021, before the outbreak of the full-scale war, this share was notably lower at 18%. Other relatively popular services include religious education (11.5%), financial assistance (10%, compared to only 4% in 2021), child rearing assistance (6%), protection of vulnerable populations (5%), organisation of leisure time (4%), and assistance in vocational guidance and training (2%).

The difference in answers about the needed type of social service and the type of service that respondents have experienced personally may be an indicator of the unmet needs in different types of social service. Therefore, the largest difference is between the demand for and actual receipt of psychological assistance (13%), protection of vulnerable population (12%), child rearing support (9%), religious education (8%), and financial assistance (7%).

Ukrainians living in the South have received assistance in the protection of vulnerable populations (12%) more often than residents of other regions. Meanwhile, people in the West have report receiving assistance in child rearing (13%), religious education (16%) and

organising leisure activities (9%). Also, The UOC-MP faithful received psychological assistance more often (48%) than others.

Representatives of older age groups were more likely than younger respondents to receive psychological and financial assistance from churches and religious organisations.

**Social service of religious associations in wartime.**

When asked to share their ideas about the religious associations' top priorities during the war, respondents mostly mentioned psychological assistance (54% in both 2024 and 2022), assistance to the Armed Forces of Ukraine (54% and 45.5%, respectively), assistance in addressing social and material problems of citizens (30% and 39.5%) raising international attention and assistance to Ukraine (29% and 28%). Other services included assistance to internally displaced persons (23% in both 2024 and 2022), mitigation of the aftermaths of destruction of cities, villages, social and transport infrastructure (14% and 18%), and meeting the needs of Ukrainian refugees abroad (4% in both 2024 and 2022) (Figure «*What is your idea of the priority tasks for religious associations in wartime?*»).

In the western and central regions, they name assistance to the Armed Forces of Ukraine much more often than in the East and the South (66%, 59%, 39% and 31%, respectively).

The UGCC believers and those who do not affiliate with any religion are more likely to stress the importance of supporting the Armed Forces compared to psychological assistance.

49% of respondents are aware of cases when religious communities of any religious affiliation provided assistance to the Armed Forces of Ukraine after the onset of Russia's large-scale war against Ukraine. Residents of Ukraine's West (78%) and the UGCC faithful (86%) are the most likely to report such cases (Figure «*Are you aware of cases where religious communities...?*»).

38% of respondents are aware of cases when religious communities provided material aid to refugees (46% of IDPs know about such cases). Residents of Ukraine's West (49.5%)

and the faithful of the UGCC (58%) are most likely to report such cases.

36% of respondents are aware of cases when religious communities gave shelter to refugees (39% of IDPs know about such cases). Ukrainians living in the West (51%), as well as the faithful of the UGCC (64%) are the most likely to report such cases.

30% of respondents are aware of cases when religious communities brought humanitarian aid from abroad or distributed it. This answer is most often given by residents of the South (43%) and the faithful of the UGCC (43%).

25% of respondents are aware of cases when religious organisations provided assistance to health and social institutions, and these cases are most reported by those living in the West (36%) and the faithful of the UGCC (40%).

23% of respondents are aware of cases of churches arranging bomb shelters in their premises. These are most reported in the Western region (29.5%) and by the faithful of the UGCC (41%).

22% of respondents are aware of cases of religious organisations helping residents of the liberated and frontline territories (29% of respondents who have lived in the occupied territories for some time, and 18% of respondents from the frontline territories).

18% of respondents are aware of cases when religious associations helped evacuate residents from the occupied territories and areas under fire (39% of respondents who have lived in the occupied territories for some time, and 22% of residents from the frontline territories).

7% of respondents have reported cases when religious communities expressed support for Russia's actions after the onset of its large-scale war against Ukraine (4% of those who lived in the temporarily occupied territories).

4.5% are aware of cases when religious communities helped the invaders (4% of respondents who lived in the temporarily occupied territories).

Also, 4% of respondents are aware of cases when religious communities misappropriated humanitarian aid or used it for own benefit.

When asked about the **Church's side in the «poor and disadvantaged vs powerful and rich»** paradigm, citizens tend to believe that the Church is somewhat more supportive of «powerful and rich» (on a ten-point scale, where «1» means «defending the rights of the poor and disadvantaged» and «10» means «defending the rights of the powerful and rich»). Since 2010, when this question was first asked in the monitoring, the assessment of the Church's position has constantly shifted towards the belief in its greater support for «powerful and rich» (from 5.2 points in 2010 to 6.2 points in 2020).

However, the most recent surveys in 2021, 2023 and 2024 no longer confirm this trend, as the 2024 score is 5.7 points (Figure «*Is it true that churches in Ukraine defend the rights of the poor and disadvantaged or are they always on the side of the powerful and rich?*»). Residents of the West (4.7 points), as well as the faithful of the UGCC (4.2 points) and the UOC-MP (4.7 points) are more likely to believe that the Church stands with the «poor and disadvantaged». Meanwhile, residents of Ukraine's South (6.3 points), and the Centre (6.1 points), «just Christians» (6.5 points) and those who do not identify themselves with any religion (7.4 points) are the most likely to believe that the churches in Ukraine are on the side of the powerful and rich.

**Provision of specific types of assistance by the Church.** When answering the question whether religious communities (of any church) provided sufficient assistance to refugees, the Armed Forces of Ukraine, residents of the liberated and frontline territories since the onset of Russia's large-scale war against Ukraine, 19% of respondents say that religious communities to their best in providing assistance to refugees, 30% say that they do a lot, 14% – that they do little, and 2.5% – that they do nothing. Speaking of the assistance to the Armed Forces of Ukraine, the respective numbers are 22%, 29%, 13.5% and 3.5%; and in the area of helping residents of the liberated and frontline territories, the numbers are 13%, 19%, 14% and 6% (Figure «*Do you think that religious communities... do enough of the following?*»).

In terms of providing assistance to the Armed Forces of Ukraine and refugees, residents of the West view the activities of religious communities in the most positive way, and the UGCC faithful are more likely than representatives of other confessional and church groups to report assistance in all three of these areas.

54% of respondents are aware of humanitarian aid and social support provided to internally displaced persons in Ukraine by the priests of the church or religious association to which they belong (from 45% in the Centre to 65% in the West). This response was the most frequent among the faithful of the UGCC (68%).

50.5% of those polled who belong to a particular church or religious association are aware of the participation of priests of their church in the defence of Ukraine (as chaplains, servicemen of the Armed Forces of Ukraine, territorial defence), (Figure «*Do you know about...?*»). Region-wise, the distribution of such answer was as follows: 66% in the West, 49% in the East, 41% in the Centre, and 39% in the South. Also, many faithful of the UGCC (66%), the OCU (53.5%), and the UOC-MP (43%) answered positively to this question.

25.5% of respondents are aware of priests of the church or religious association to which they belong providing humanitarian aid and social support to Ukrainian refugees abroad. This answer is most often given by respondents living in the West (36%) and the UGCC faithful (42%).

23% of respondents know that priests of the church or religious association to which they belong provide for the spiritual and religious needs of Ukrainian refugees abroad. Those living in the West are also most likely to answer this question affirmatively (35%), and so do the faithful of the UGCC (44%).

Most members of religious communities report that after the onset of Russia's large-scale war against Ukraine, their community has provided assistance to the Armed Forces of Ukraine (79%); provided shelter (58%) and material aid (57%) to refugees; brought or distributed humanitarian aid from abroad (40%); helped health and social institutions (38%); arranged bomb shelters in the church buildings (35%); provided assistance to



residents of the liberated and frontline territories (30.5%); helped with the evacuation from the occupied territories and territories under artillery fire (26%) (Figure «*Did the religious community to which you belong...?*»).

Also, during the war, members of religious communities reported receiving moral support (63%), psychological support (54%), and material support (25%) from their community (Figure «*Did you receive the following from your religious community during the war?*»).

**7. National orientation of the Church.** In 2000, most Ukrainians (53%) opposed the Church's national orientation in the country, and 29% supported this position. During 2010-2020, the share of those who opposed the national orientation of the Church ranged within 37-43%, and the share supporters fluctuated around 31-34% (Figure «*Should the Church, religion be nationally oriented?*»).

However, according to the 2021 survey, the share of supporters of the Church's national orientation of the Church increased to 39%, and the share of opponents made 44.5%. According to the 2022 survey conducted after the beginning of full-scale aggression, the share of those who support the national orientation of the Church increased even more to 49%, while the number of their opponents dropped to 32.5%. 2023 saw further growth in the number of those who support the Church's national orientation to 57%, and their opponents fell to 27%. Although in 2024, support for the Church's national orientation decreased slightly to 52% (with 27% against), it still significantly exceeds the pre-war level. Apparently, the supporters of this position impart a positive connotation of «patriotic stand of the Church» in this concept, while the opponents, on the contrary, put a negative connotation of «national narrow-mindedness». It is also obvious that the public demand for the Church's patriotic position has grown significantly in wartime.

In the West and the Centre, supporters of the Church's national orientation make up more than half of respondents (65% and 52%, respectively). While in 2022, opponents of the Church's national orientation made up a relative majority (46%) in the East in 2022, their rivals – those who support the Church's national orientation – already make a relative

majority (47.5%) in 2024. Opponents of the Church's national orientation retain a relative majority (43%) only in the South, although back in 2021 they made an absolute majority (61%).

The vast majority of believers of the UGCC (72%), the OCU (68%), and the relative majority of «just Orthodox» (43%) think that the Church should be nationally oriented. Opponents of the Church's national orientation are in a relative majority among those who do not identify themselves with any religion (39%), and the UOC-MP faithful (51%).

## THE CHURCH AND THE STATE

**1. Church-state relations.** 65% of respondents agree that relations between the state and churches and religious organisations should build on the principles of partnership, cooperation, and joint solution of state-building issues (only 13% of respondents disagree with this statement).

52% agree that churches and religious organisations should be involved in the formation of a national idea, a model of post-war Ukraine, and a state policy strategy (21% disagree).

57% agree that the state should cooperate more with churches and religious organisations abroad to defend national interests (16% disagree).

58% agree that it is advisable to involve priests in spiritual education of the younger generation in secular schools and universities, in particular, to teach the basics of spirituality, national traditions, culture, and theology (17% disagree).

**2. During the monitoring period, most citizens expressed confidence that freedom of conscience is ensured in Ukraine.** In 2024, 63% of respondents (from 78% in the West to 54% in the Centre) agreed with the thesis that «there is full freedom of conscience and equality of religions before the law in Ukraine».

The majority or relative majority of all confessional and church groups also agree with this statement, except for the faithful of the UOC-MP, where the shares of those who agree and disagree are not statistically

different (44% and 47%, respectively). Similarly, the shares of those who agree and disagree do not differ statistically among those who do not affiliate with any religion (46% and 39%, respectively).

Meanwhile, about as many respondents (38%) agree with the thesis «freedom of conscience and equality of religions before the law is declared but not implemented» as those who disagree (40%). The situation in 2020 was virtually the same (37% and 38%, respectively), whereas in the period from 2013 to 2019, a relative majority (from 42.5% to 49% of respondents in different years) disagreed with this thesis. According to the latest survey, 21% of respondents simultaneously agree with the theses that «there is full freedom of conscience and equality of religions before the law in Ukraine» and «freedom of conscience and equality of religions before the law is declared but not implemented». This ambivalence in assessments suggests that some respondents who agree that Ukraine has full freedom of conscience and equality of religions before the law, still see shortcomings in the exercise of religious freedoms.

A relative majority of Ukrainians in the South (48.5%) and the Centre (39%) agree that freedom of conscience and equality of religions before the law is declared but not exercised, while the majority of residents of western oblasts (52%) disagree. In the East, the shares of the former and latter are not statistically different (39% and 41%, respectively).

The majority of followers of the UOC-MP (54%) and the relative majority of those who do not identify themselves with any religion (42%) agree with this thesis, while most of the UGCC faithful (57.5%) disagree. In other confessional and church groups, the numbers of those who agree and disagree show no significant statistical differences.

The number of those who agreed with the thesis that «religious organisations and churches excessively abuse their rights and freedoms» has also undergone significant fluctuations: while 38% of respondents agreed with it in 2000, their share increased to 48% in 2019 and then dropped back to 40% in

2024 – 37% in the West, 39% in the Centre, and 45% in the South and East.

**3. Citizens' attitude to the idea of introducing a state church.** The number of its supporters decreased from 20% in 2000 to 11% in 2020. In 2021-2023, however, their numbers increased until the share of those in favour of introducing a state church equalled the share of the opponents for the first time ever in 2023 (37.5% and 38%, respectively). However, in 2024, support for introducing a state church decreased to 31%, while the share of opponents, on the contrary, increased to 41.5%.

The largest number of opponents is found in the West (52%), while they make a relative majority in the South (43%). In the central and eastern oblasts, the shares of supporters and opponents of the state church do not differ statistically.

The main arguments of opponents of the idea of a state church are its inconsistency with either the multi-confessional nature of Ukraine or the right to freedom of conscience (46% and 38%, respectively, Figure «*If you disagree with the introduction of the state church in Ukraine, why so?*»). While residents of the East and the South are more likely to appeal to the right to freedom of conscience (50% and 49% of those who in their respective regions believe that it is inappropriate to introduce a state church in Ukraine), people in the West and the Centre are more likely to appeal to the multi-confessional nature of Ukraine (61% and 42%, respectively).

**4. Citizens increasingly support wider involvement of the church in state and public rituals and ceremonies** (blessing during the oath taking by military personnel and members of other security forces, consecration of state institutions, local government buildings, and educational facilities).

54% of respondents are positive about it (only 42% in 2021), only 11% have negative attitude to this idea (17.5% in 2021). 33% and 41%, respectively, were indifferent or found it difficult to answer (Figure «*How do you feel about the increasing involvement of the Church in stat and public rituals?*»).

The share of those who are positive about the Church's greater involvement makes a relative majority in the East (47%) and the South, as well as 50.5% in the Centre, and an impressive 70% in the West. With older age, the respondents become increasingly supportive of this idea (from 44% among those under 25 to 59% among those aged 60+). Also, the vast majority of believers of the UGCC (81%), the UOC-MP (69%), the OCU (68%), as well as a relative majority of «just Orthodox» (48%) have a positive attitude to this practice. Meanwhile, those who do not identify themselves with any religion (50.5%) are indifferent, whereas positive and indifferent attitudes among «just Christians» are almost identical (39% and 38%, respectively).

Furthermore, 51% of respondents believe that churches and religious organisations should not have privileges when paying gas and electricity bills, while only 28% believe otherwise. The former position is shared by a relative majority of residents of the West and the Centre (47% each), 59% of those living in the East and 60% of residents of the South. The opinion on the need for benefits to churches is held by a relative majority of UGCC believers (45%) and the majority (53%) of the UOC-MP faithful (Figure «*Should churches and religious organisations have privileges when paying gas and electricity bills, etc?*»)

Ukrainians are not unanimous on whether believers who cannot take up arms due to their religious beliefs should have the right to alternative (non-military) service under martial law. Only 19% think that this is an inalienable right to freedom of conscience. 33.5% believe that such people can be called up for military service, but only for positions that do not involve the use of weapons, and 32% believe that the duty to defend the homeland should be universal.

The latter opinion is mostly shared by those who do not identify themselves with any religion (48.5%), while the faithful of the UOC-MP are more likely than other groups of respondents to believe that the right to alternative (non-military) service under martial law is an inalienable right to freedom of conscience (35%), Figure «*Should believers who cannot take up arms due to their religious beliefs have the right to alternative (non-military) service under martial law?*»).

## CITIZEN ASSESSMENT OF INTER-RELIGIOUS, INTER-FAITH AND INTER-CHURCH RELATIONS

**1. When assessing own attitudes towards the most widespread religions and religious movements in the country, the vast majority of Ukrainians (75%) are positive about Orthodoxy, while 18% are indifferent and only 1% have a negative attitude towards it** (Figure «*How do you feel about the following religions, religious movements and churches?*»). However, the picture gets more complicated when respondents assess their attitude towards specific Orthodox churches.

Among the **Orthodox churches**, the Orthodox Church of Ukraine enjoys the most positive attitude (64% of respondents are positive about it, 23.5% are indifferent and only 3% have a negative attitude, compared to 55%, 22% and 4%, respectively, in 2021).

At the same time, there is significant negativity in relation to the Ukrainian Orthodox Church of Moscow Patriarchate (13%, 22%, and 54%, respectively), which has only deteriorated after the outbreak of the full-scale war (34%, 24%, and 20% in 2021) and is expressed more often than in the case of any other religious organisation in Ukraine.

Positive attitudes towards the OCU are expressed by most residents in all regions, from 53% in the East to 75% in the West. Meanwhile, negative attitudes towards the UOC-MP are most pronounced in the West (77%) and Centre (55%) and expressed by a relative majority of those living in the East (38%). In the South, the shares of those who are positive (26%), negative (28%) and indifferent (28%) towards the UOC-MP are not statistically different. For comparison, in 2021, only in the western regions did a relative majority of respondents express a negative attitude towards this church, while people in all other regions were relatively positive about the UOC-MP.

37% of respondents have a positive attitude towards **Greek Catholicism**, 42% are indifferent, and only 3% are negative about this church. As one might expect, positive attitudes toward Greek Catholicism are most pronounced in the West (67%), while ranging from 25% in the East to 28% in the South. At the same time, few respondents in each region

are negative about this denomination, from 1% in the West to 7% in the East.

Support for **Roman Catholicism** is distributed in approximately the same way, with the highest levels of sympathy found in the West (52%), while ranging from 22% to 24% elsewhere in Ukraine, and small numbers (3-6%) of those with negative attitudes in all regions (in general, 31% of respondents are positive about Roman Catholicism, 44% are indifferent, and 5% have a negative attitude).

If in recent years the shares of those with positive and negative attitudes towards **Protestantism** in Ukraine were approximately equal (14% and 15%, respectively, in 2023), then the latest survey found a surge in positive attitude (19%) and decline in the negative one (10%), with 44% remaining indifferent. In 2023, only in the South did those with a positive attitude outnumber those with a negative attitude (22% and 10%, respectively); in the East and Centre their shares did not differ statistically, and in the West, there were more negative respondents (13% and 19%, respectively). In 2024, the shares of those with positive attitude to Protestantism exceeded the proportions of those who are negative about it in the West, the Centre and the South, while these shares in eastern oblasts showed no statistical differences.

While in 2023 the number of those positive about **Judaism** was slightly lower than the number of those who had a negative attitude (10.5% and 12.5%, respectively), in 2024 the number of the former already exceeded the number of the latter (16% and 11%, respectively, with 46% remaining indifferent). Positive attitudes toward Judaism outnumber negative ones in the Centre and the West of Ukraine, while in the South and East the shares of those with positive and negative attitudes are not statistically different.

Similarly, the number of those with a positive attitude towards **Islam** in 2023 was smaller than the number of those who have a negative attitude (10% and 16% respectively). The 2024 survey already shows that the shares of positive (15%) and negative (14%) attitudes towards this religion do not differ statistically, and this ratio can be observed in all regions.

The vast majority of UGCC believers (81%) and «just Orthodox» (59%), as well as a relative majority of «just Christians» (47%) have a positive attitude towards the OCU, whereas 53% of those who do not identify themselves with any religion are indifferent to this church. Approximately equal shares of the faithful of the UOC-MP are positive (38%) and indifferent (34%) about the OCU, while 17% have a negative attitude.

Meanwhile, the vast majority of the faithful of the OCU (73%) and the UGCC (92%) are negative about the UOC-MP). Negativism is less pronounced among «just Orthodox» (27%, with 32% of those who are indifferent), «just Christians» (38% and 30.5%, respectively), and those who do not identify themselves with any religion (37% and 42%, respectively).

Apart from the UGCC faithful, the OCU followers have the best attitude towards Greek Catholicism (39%). While being the most favourable towards Roman Catholicism (74.5%), believers of the UGCC show the most polarised attitude to Protestantism: among them, there are the largest shares of both those who are positive (25%) and negative (18%) towards this religion. The same applies to the UGCC faithful's attitude to Islam (23% and 17%, respectively). Also, among the UGCC faithful, the share of those who are positive towards Judaism (25%) is higher than among other confessional and church groups.

Positive attitudes towards Orthodoxy in general and the OCU in particular increase with the age, while positive attitudes towards the UOC-MP are more pronounced in the oldest age group of 60+ compared to other age groups.

**2. Most respondents (54%) claim that relations between the followers of different churches and religions in their areas are quiet.** Another 10% call such relations friendly (Figure «*How can you describe relations between the faithful of different churches and religions in your area?*»). If in 2022, compared to 2021, there was an increase in the share of those who thought that relations were conflicting (from 3% to 6%) and tense (5% to 14%), then in 2024, the perceived assessment of the level of conflict and tension

somewhat decreased, with 5% of respondents reporting that relations are conflicting and 9% – that they are tense.

Conflicts or tension in relations between the followers of different churches is reported by 20% of respondents in the Centre, 13% in the West, 10% in the East, and only 1% in the South.

In most cases, conflicts or tension in relations between the followers of different churches is reported by the faithful of the UOC-MP (28%) and the OCU (20%), and only by 7% of believers of the UGCC. These results indicate that, just like in previous years, tensions are most pronounced exactly between the faithful of the OCU and the UOC-MP.

Answering the direct question «Which churches (or members of religions) in your area have conflicting or tense relations?»,<sup>5</sup> respondents frequently mentioned «the OCU and the UOC-MP». Such conflicts were mostly reported by residents of the Centre (15%), followed by the West (2%), the East (7%), and the South (only 1%). (9% of all respondents). As for the faithful of the UOC-MP and the OCU themselves, such conflicts were reported by 19% and 16%, respectively.

Conflicts between other churches are mentioned far less frequently. For example, only 0.5% of those polled reported conflicts between Orthodox and Greek Catholics (1.5% of respondents in the West).

### **3. During the monitoring period, public opinion on the factors of conflict between the faithful of different churches has changed.**

Since 2000, the significance of political factor has been growing steadily, and now it tops the ranking (47% of respondents believe that conflicts between churches are purely political, while in 2000 only 20% of those polled thought so).

32% think that «conflicts are mainly around property and buildings». The popularity of this reason has also increased since 2000, when it was 22.5%, which appears to be inspired by

media reports of disputes and conflicts over the use of church buildings, which occur mainly between the OCU and the UOC-MP communities (Figure «Why are there conflicts between the faithful of different churches in Ukraine?»). At the same time, compared to 2021, the frequency of mentioning this reason has declined (in 2021, as many as 40% of respondents mentioned it).

28% of respondents see the source of conflicts in the fact that «church hierarchs seek power».

The share of those who believe that «national question is the essence of the conflicts» has increased from 15% in 2021 to 21% in 2024. Other popular reasons for conflicts are that «the media incites religious intolerance and inter-church conflicts» (16%) and that «the true Church must prove its superiority over others» (10%).

Perceptions of the political nature of inter-church conflicts are most common in the Centre (52%), although it is also quite widespread in other regions. Residents of the East (36%) and the Centre (35%) mostly see the cause in conflicts around property and buildings.

The faithful of the UOC-MP are the most likely to stress the political nature of conflicts (66%), as well as the fact that «the media incites religious intolerance and inter-church conflicts» (30%).

Those who do not affiliate with any religion are more likely to see the cause of conflicts in the church hierarchs seeking power (48%), as well as the fact that conflicts are mainly around property and buildings (43%).

### **4. Public opinion on the acceptability of banning the activities of specific churches or religious associations by state authorities.**

In August 2024, the Verkhovna Rada of Ukraine adopted the Law «On the Protection of the Constitutional Order in the Field of Religious Organisations». The overwhelming majority (74%) of respondents support the provision of this law prohibiting activities of the Russian Orthodox Church in Ukraine

<sup>5</sup> This question was open-ended, that is, respondents were not offered options to choose from and articulated answers themselves.

(10% do not support this provision); 79% support the provision that a religious organisation operating in Ukraine cannot have a governing centre in a state that carries out armed aggression against Ukraine (7% do not support); 75% support the provision that a religious organisation operating in Ukraine cannot be part of a foreign religious organisation whose activities are prohibited in Ukraine (7% do not support); 80% support the provision that propaganda of the Russian World ideology, both directly by a religious organisation and its governing bodies, is grounds for banning such a religious organisation (6% do not support). These provisions are supported by the majority of residents across all regions (Figures «*In August 2024, the Verkhovna Rada of Ukraine adopted the Law...*»).

The above provisions are also widely supported by most representatives of almost all major confessional and church groups, with the exception of the UOC-MP – only 24% of the faithful of this church support the ban on the activities of the Russian Orthodox Church in Ukraine, while 51% do not support it. The provision according to which a religious organisation operating in Ukraine cannot have a governing centre in a state that carries out armed aggression against Ukraine is supported by 35% of the followers of this church, while 36% do not support it. Also, there is no statistically significant difference between the shares of those who support and do not support the provision that propaganda of the Russian World ideology by a religious organisation or its governing bodies is grounds for banning such a religious organisation (38% and 32%, respectively). Only the provision according to which a religious organisation operating in Ukraine cannot be part of a foreign religious organisation whose activities are prohibited in Ukraine is supported by a relative majority of the UOC-MP faithful (40%), while 26% do not support this provision.

Despite the fact that 74% of all respondents support the ban on the Russian Orthodox Church in Ukraine, only 50%, answering the question whether is it acceptable for state authorities, such as courts, to ban the activities of certain churches or religious associations, consider it acceptable in some cases (18%

think that such a ban is unacceptable in any case, and 32% are undecided) (Figure «*Is it acceptable in principle to ban activities of individual churches by state authorities (e.g., courts)?*»). Among those who support the ban on the Russian Orthodox Church, only 58% consider it acceptable in some cases to ban the activities of individual churches or religious associations, while 13% consider it unacceptable at all. Such contradictory answers can be explained by the fact that many of those supporting the ban of the Russian Orthodox Church do not consider it a religious organisation, but rather a propaganda structure operating under the guise of a religious organisation.

The vast majority of Ukrainians in the West (58%) and the Centre (53%) and a relative majority of those living in the East (46%) support the possibility of such a ban. In the South, the shares of those who would allow such a ban (29%) and those who consider it unacceptable (25%) do not differ statistically.

The vast or relative majority of members of all confessional and church groups support the possibility of such a ban, except for the UOC-MP faithful, 62.5% of whom consider banning the churches unacceptable. Obviously, this is due to the fact that the possible ban is often expressed in relation to the UOC-MP.

Among citizens who believe that it is acceptable in principle for state authorities to ban the activities of certain churches or religious associations, 65% believe that in Ukraine there exist churches or religious associations whose activities should be banned (this is 32% of all respondents) (Figure «*Are there churches or religious associations in Ukraine whose activities should be banned?*»).

Answering the question «*Which churches or religious associations, in your opinion, should be banned?*»,<sup>6</sup> 22% of respondents named the Ukrainian Orthodox Church of Moscow Patriarchate. Another 5% answered, «those associated with Moscow», and 1% – Jehovah's Witnesses. Other churches or religious associations were named by less than 1% of respondents.

<sup>6</sup> This question was open-ended, that is, respondents were not offered options to choose from and articulated answers themselves.

The following generalisations and conclusions can be drawn from the above.

Throughout the entire period of research, Ukrainian society has demonstrated a fairly high level of religiosity. The number of those who call themselves believers increases after the outbreak (escalation) of military conflicts, as was the case in 2014 and 2022, but then there is a rollback to previous levels. At the same time, 22% of respondents said that after the onset of Russia's large-scale war, they felt that they had become stronger in their faith and more religious.

Regional differences in all aspects of religious, confessional and church self-identification of Ukrainian citizens persists. However, compared to the early 2000s, the difference between regions in the shares of those who consider themselves believers is evaporating (the number of believers in the Centre, the South and the East has increased, while it has not changed in the West since 2000). Study findings show that the level of religiosity continues to depend on gender, age, and place of residence: in particular, religiosity is higher in older age groups vs younger ones, in women vs men, and in rural residents vs city dwellers.

Respondents' declaration of affiliation with a particular religious organisation or church is not always related to their identification as a believer and may be due to their socio-cultural or ethnic identity. Religious identity as such is far less important to Ukrainians than civic or local identities.

Most citizens express an opinion that religious faith does not require mandatory religious affiliation (*«a person can be just a believer and not profess a particular religion»*).

Notable changes occur in the church self-determination of Orthodox believers, due to changes in the organisational pattern of Orthodoxy in Ukraine and the impact of Russia's full-scale aggression on public consciousness.

Since 2014, there has been a downward trend in the number of those who identify

themselves as Orthodox (a decrease from 70% in 2014 to 55% in 2024). During this period, the share of Greek Catholics has become somewhat larger (an increase from 8% to 12%).

Compared to 2020, the number of the Orthodox Church of Ukraine faithful has increased significantly in 2023 (from 20% to 42% of the adult population), mainly due to a decrease in the number of «just Orthodox». In 2024, however, only 35% of respondents identified themselves as believers of the OCU, which is about the same as in 2022 and less than in 2023. Such a drop in numbers of OCU believers compared to 2023 correlates with a decrease in the number of Orthodox Christians compared to last year in general (from 61% to 51%).

Also, Russia's full-scale attack on Ukraine reduced the number of those who considered themselves the faithful of the UOC-MP (from 13% in 2021 to just 5.5% in 2024).

There is a significant difference between the declared religiosity (68% of respondents call themselves believers, and 55% – Orthodox) and their identification with a particular religious community – only 25.5% admitted to being a member of a community.

Since 2021, the share of members of religious communities associated with the OCU increased from 6% to 11%; the share of members of Greek Catholic communities remained almost unchanged (6% and 7%, respectively) and so did the share of members of the UOC-MP communities (4% in 2021 and 3% in 2024).

Only 16% of Ukrainians attend religious services and meetings regularly (at least once a week), which, however, is a significant increase since 2021, when the share of such people was only 10%. Among those who attend religious services and meetings, a relative majority do so only on religious holidays.

When asked how the frequency of their visits to the church (house of prayer) has changed after the outbreak of the war, 11% of respondents started attending the church

more often, and 8% – less often. About half of those polled said they still attended church, and about a quarter said they did not attend before and do not attend now.

In recent years, some believers have been participating in religious services online. According to the latest survey, 14% of respondents took part in such services. This is most pronounced among Ukrainians living in the West and the faithful of the UGCC. Overall, 42% of respondents are positive about the church using the latest information technologies, such as social media, «church in a smartphone»).

Speaking about the motivation for attending religious services, the attendees mostly mention communication with God, participation in prayers and religious rites. Compared to the «pre-war» year of 2021, there are more people who want to forget about everyday worries and address moral issues, as well as those who point to the need to stay among like-minded people and those who they like.

Those who do not attend religious services rarely explain it by the absence of any religious community where they live or that there are no communities of the church or religion to which they belong. Instead, they claim that it is not necessary to attend religious services, meetings or ministries in order to practice a particular religion, or that they do not feel any need, or that they have no time for that. Therefore, improving church attendance is not so much about the development of a network of religious buildings as the formation of interest and motivation of people to go to churches.

When asked whether anything needs to be changed in the activities of the religious community whose religious services, meetings or ministries they attend, more than half of community members insist that no changes are necessary. Those who are committed to change say that more attention should be paid to finding out about community members' problems, helping and supporting them (including by providing psychological support), as well as to conducting sermons in their native language, dedicating more effort

to teaching basics of religion, simplifying rituals, reducing the duration of services, holding meetings and services at more convenient times.

Most citizens of Ukraine trust the Church. However, compared to 2010, when the level of public trust in the Church reached its maximum (72.5%), this indicator is now lower at 62.5%. 52% of respondents point to the Church's positive social role.

The recognised moral authority of the Church is lower than people's trust in it. In 2024, 43% of respondents saw the church as a moral authority, and slightly fewer (38%) said that the church wasn't a moral authority for them.

Citizens are quite critical about the clergy's morality. Only 25% of respondents expressed confidence that «the majority of clergy are deeply moral and spiritual people».

Answering the question about the main goals of churches and religious associations in Ukraine, respondents mostly mention worshipping God and praying together, offering spiritual support to people experiencing spiritual crisis, helping vulnerable populations, promoting moral recovery of society and protecting traditional values.

If one compares the answers to two questions «*What are the main goals that churches and religious associations in Ukraine should pursue?*» and «*What are the main goals implemented by the church or religious association that you belong to?*», they appear quite similar, that is, respondents mostly feel that the church or religious association to which they belong meet their expectations.

Ukrainians believe that providing social service, helping people and supporting them should be one of the leading or more important activities of the church or religious association. When assessing the types of social service of churches and religious associations that are the most important for society and those they are personally interested in, respondents usually mention psychological assistance, protection of



vulnerable population, religious education, child rearing and financial assistance.

More than half of the respondents claim that they have never personally experienced any type of social service of churches or religious associations. The most popular type of church's social service that respondents have received personally is psychological assistance. Compared to 2021, the share of those who received psychological and financial assistance from religious associations has increased.

The difference in answers about the needed type of social service and the type of service that respondents have experienced personally may be an indicator of the unmet needs in different types of social service. Therefore, the largest difference is between the demand for and actual receipt of psychological assistance, protection of vulnerable population, child rearing support, religious education, and financial assistance.

When asked to share their ideas about the religious associations' top priorities during the war, respondents mostly mentioned providing psychological assistance, helping the Armed Forces of Ukraine, helping to solve social and material problems of citizens and raising international attention and assistance to Ukraine.

Many Ukrainians are aware of cases of various religious communities providing assistance to the Armed Forces of Ukraine (49%), material aid (38%) and shelter (36%) to refugees.

At the same time, 7% of respondents have reported cases when religious communities expressed support for Russia's actions after its full-scale invasion. 4.5% are aware of cases when religious communities helped the invaders. Also, 4% of respondents know cases when religious communities misappropriated humanitarian aid or used it for own benefit.

50.5% of those polled who belong to a particular church or religious association are aware of the participation of priests of their church in the defence of Ukraine (as chaplains, servicemen of the Armed Forces of

Ukraine, territorial defence); 54% are aware of humanitarian aid and social support provided to internally displaced persons in Ukraine by the priests of the church or religious association to which they belong.

Most members of religious communities assert that their community has helped the Armed Forces of Ukraine since the outbreak of Russia's large-scale war, as well as provided material aid and shelter to refugees.

During the war, members of religious communities reported receiving moral support (63%), psychological support (54%), and material support (25%) from their community.

Public demand for the Church's patriotic position has grown significantly in wartime: the share of supporters of the church's national orientation made the majority.

Most respondents agree that relations between the state and churches and religious organisations should build on the principles of partnership, cooperation, and joint solution of state-building issues; that churches and religious organisations should be involved in the formation of a national idea, a model of post-war Ukraine, and a state policy strategy; that the state should cooperate more with churches and religious organisations abroad to defend national interests; that it is advisable to involve priests in spiritual education of the younger generation in secular schools and universities, in particular, to teach the basics of spirituality, national traditions, culture, and theology.

63% of respondents agree with the thesis that «there is full freedom of conscience and equality of religions before the law in Ukraine». However, 21% of respondents simultaneously agree with the above thesis and with the fact that «freedom of conscience and equality of religions before the law is declared but not implemented». This ambivalence in assessments suggests that some respondents who agree that Ukraine has full freedom of conscience and equality of religions before the law, still see shortcomings in the exercise of religious freedoms.

In 2021-2023, the share of those in favour of introducing a state church has increased and in 2023 equalled the share of the opponents for the first time ever. However, in 2024, support for introducing a state church decreased to 31%, while the share of opponents, on the contrary, increased to 41.5%.

Most respondents claim that relations between the followers of different churches and religions in their area quiet calm or friendly. Meanwhile, 14% say that relations are conflicting and tense (which, however, is notably less than in 2022 – 20%).

The survey findings indicate that tensions are most pronounced between the faithful of the OCU and the UOC-MP.

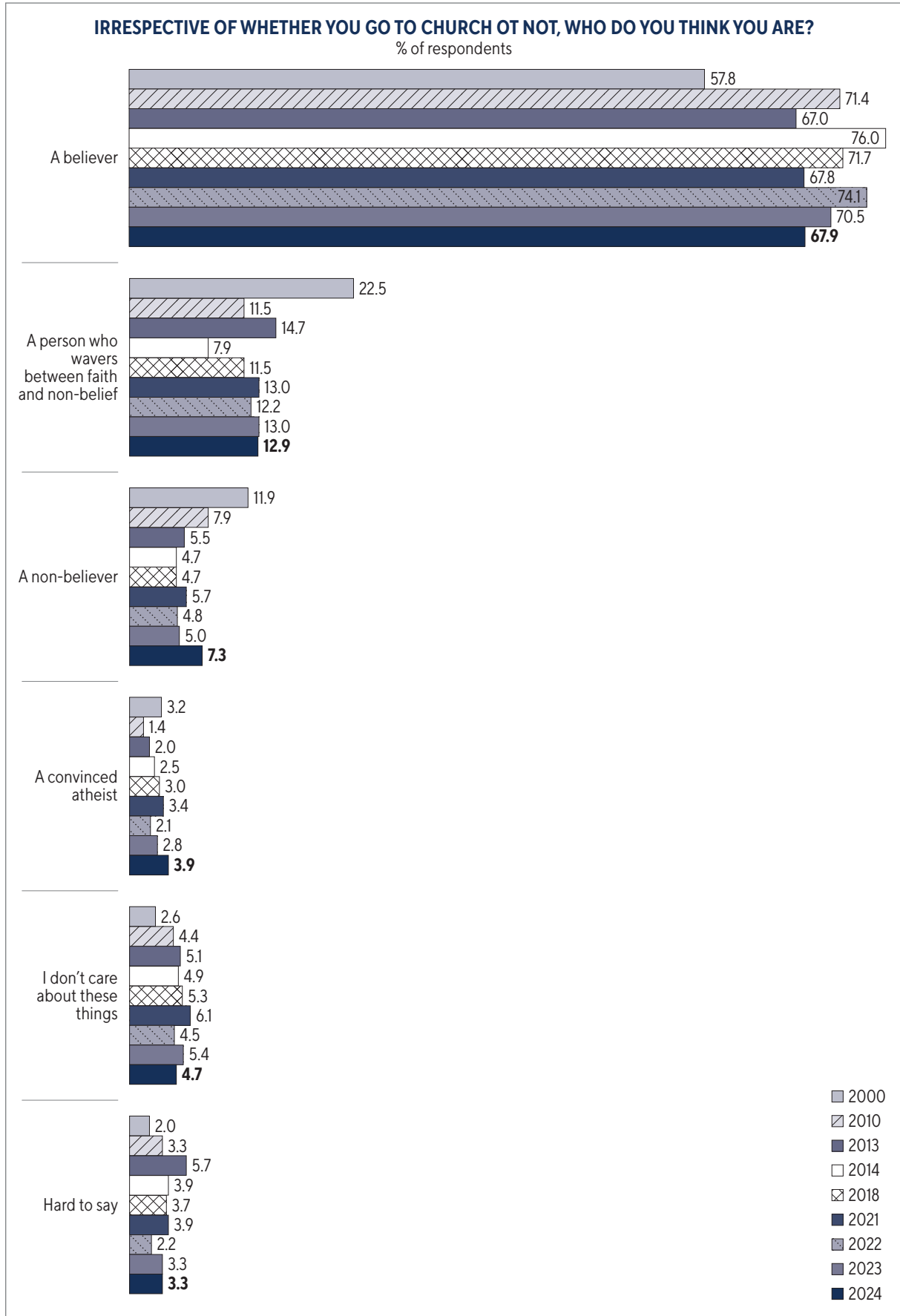
During the monitoring period, public opinion on the factors of conflict between the faithful of different churches has changed. Since 2000, the significance of political factor has been growing steadily, and now it tops the ranking.

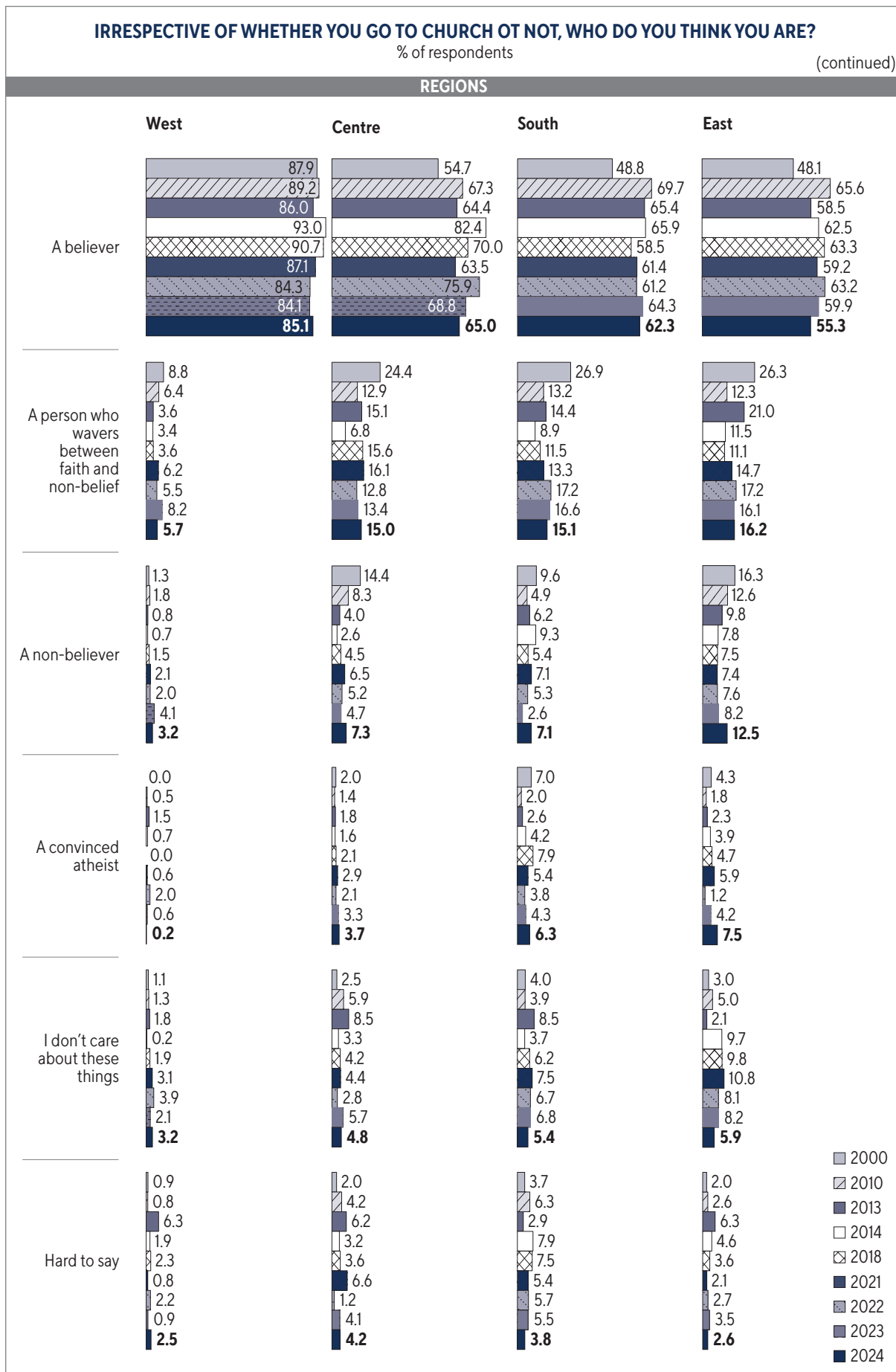
A deterrent to inter-religious, inter-faith and inter-church conflicts is that religious and church identity is of very little importance to Ukrainians, as only 2.5% of them identify themselves primarily with people of the same faith or church as themselves.

The overwhelming majority of respondents support provisions of the newly

adopted Law of Ukraine «On the Protection of the Constitutional Order in the Field of Religious Organisations» that prohibit activities of the Russian Orthodox Church in Ukraine and further state that a religious organisation operating in Ukraine cannot have a governing centre in a state that carries out armed aggression against Ukraine; that a religious organisation operating in Ukraine cannot be part of a foreign religious organisation whose activities are prohibited in Ukraine; and that propaganda of the Russian World ideology, both directly by a religious organisation and its governing bodies, is grounds for banning such a religious organisation. These provisions are supported by the majority of residents across all regions.

Despite the fact that 74% of all respondents support the ban on the Russian Orthodox Church in Ukraine, only 50%, answering the question whether it is acceptable for state authorities, such as courts, to ban the activities of certain churches or religious associations, consider it acceptable in some cases. Among those who support the ban on the Russian Orthodox Church, only 58% consider it acceptable in some cases to ban the activities of individual churches or religious associations. Such contradictory answers can be explained by the fact that many of those supporting the ban of the Russian Orthodox Church do not consider it a religious organisation, but rather a propaganda structure operating under the guise of a religious organisation.





**IRRESPECTIVE OF WHETHER YOU GO TO CHURCH OR NOT, WHO DO YOU THINK YOU ARE?**

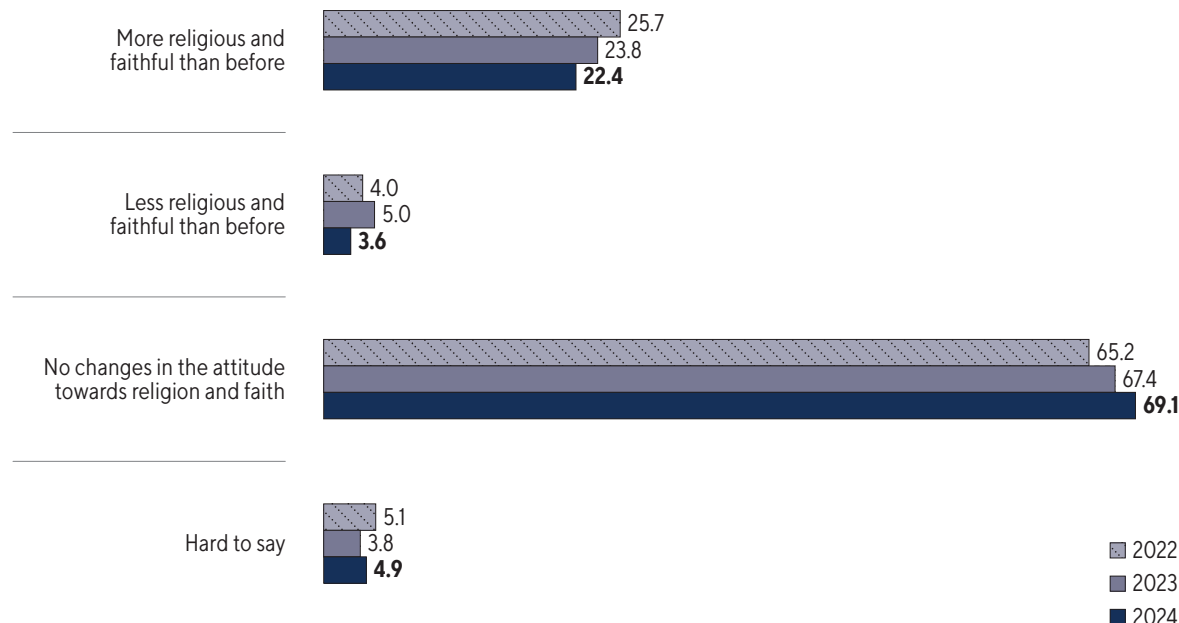
% of respondents

(continued)

	AGE												ТИП ПОСЕЛЕННЯ																																			
	18-24				25-29				30-39				40-49				50-59				60+																											
	2010	2021	2022	2023	2024	2010	2018	2021	2022	2023	2024	2010	2018	2021	2022	2023	2024	2010	2018	2021	2022	2023	2024	2010	2018	2021	2022	2023	2024																			
A believer	66.1	65.4	48.2	60.6	55.2	<b>51.8</b>	65.7	66.2	56.1	65.1	64.9	<b>60.7</b>	67.7	73.0	67.1	72.6	65.6	<b>63.5</b>	68.2	68.5	67.8	75.4	68.9	<b>63.8</b>	76.0	72.9	73.4	76.3	78.1	<b>76.3</b>	77.8	77.0	75.2	79.1	76.2	<b>75.4</b>												
A person who wavers between faith and non-belief	10.2	11.5	19.1	19.4	14.9	<b>17.1</b>	11.1	15.0	15.2	13.7	12.2	<b>17.3</b>	16.2	11.1	14.3	12.9	13.8	<b>13.7</b>	15.0	14.9	15.2	11.9	14.6	<b>14.3</b>	8.3	10.3	10.6	12.0	12.3	<b>10.5</b>	8.8	9.0	9.4	9.8	11.3	<b>10.3</b>												
A non-believer	11.8	8.3	9.0	8.6	10.3	<b>12.9</b>	10.1	5.3	11.0	9.6	9.5	<b>6.7</b>	6.1	4.0	5.0	4.9	5.6	<b>8.6</b>	9.1	4.2	5.7	3.8	4.3	<b>7.6</b>	8.0	5.4	4.9	4.2	3.0	<b>4.8</b>	5.8	3.4	4.3	3.4	3.2	<b>5.8</b>												
A convinced atheist	1.2	3.2	5.0	4.0	7.5	<b>7.1</b>	1.5	2.9	5.5	3.4	2.0	<b>5.3</b>	1.4	3.2	3.5	1.9	2.9	<b>5.0</b>	1.5	2.7	2.0	1.4	3.5	<b>4.3</b>	1.2	2.9	2.9	1.2	1.5	<b>2.4</b>	1.6	3.0	3.2	2.4	2.1	<b>2.6</b>												
I don't care about these things	7.1	6.9	13.1	6.3	8.6	<b>9.4</b>	5.6	7.2	7.3	6.2	8.8	<b>6.7</b>	5.3	4.9	6.5	4.4	6.5	<b>4.8</b>	3.5	6.3	5.5	4.3	4.1	<b>5.7</b>	2.4	4.6	5.2	5.1	3.0	<b>3.3</b>	4.1	4.1	4.1	4.1	3.6	5.1	<b>3.1</b>											
Hard to say	3.5	4.6	5.5	1.1	3.4	<b>1.8</b>	6.1	3.4	4.9	2.1	2.7	<b>3.3</b>	3.4	3.8	3.5	3.4	5.6	<b>4.3</b>	2.6	3.6	3.7	3.2	4.6	<b>4.3</b>	4.2	4.0	3.2	1.2	2.1	<b>2.7</b>	2.0	3.6	3.7	1.7	2.1	<b>2.7</b>												
	GENDER												EDUCATION																																			
	Men						Women						Incomplete or complete secondary						Secondary special						Incomplete or complete higher						Urban						Rural											
	2010	2018	2021	2022	2023	2024	2010	2018	2021	2022	2023	2024	2010	2018	2021	2022	2023	2024	2010	2018	2021	2022	2023	2024	2010	2018	2021	2022	2023	2024	2010	2018	2021	2022	2023	2024	2010	2018	2021	2022	2023	2024	2010	2018	2021	2022	2023	2024
A believer	62.4	59.1	66.1	61.7	<b>58.1</b>	78.7	78.9	75.1	80.7	77.7	<b>75.9</b>	-	71.3	71.1	74.0	72.4	<b>69.1</b>	-	74.0	70.7	74.3	70.8	<b>69.6</b>	-	69.2	63.0	74.0	69.1	<b>65.5</b>	69.2	69.4	64.0	70.3	68.1	<b>63.5</b>	75.9	76.3	75.4	81.6	75.3	<b>76.5</b>							
A person who wavers between faith and non-belief	13.8	14.1	16.8	14.4	14.4	<b>15.1</b>	9.6	9.3	9.9	10.4	11.8	<b>11.0</b>	-	9.3	11.5	14.6	12.0	<b>12.1</b>	-	11.7	11.9	11.5	14.1	<b>12.4</b>	-	12.7	14.9	11.9	12.1	<b>13.7</b>	11.3	12.2	13.7	14.2	14.4	<b>14.5</b>	11.9	9.9	11.6	8.3	10.2	<b>9.7</b>						
A non-believer	10.6	6.8	7.8	7.5	7.6	<b>10.0</b>	5.8	3.0	4.0	2.6	2.8	<b>5.1</b>	-	5.9	5.0	4.2	6.3	<b>9.0</b>	-	3.1	5.2	4.3	2.8	<b>6.7</b>	-	5.7	6.9	5.9	6.9	<b>7.1</b>	8.9	5.7	6.5	5.5	5.6	<b>8.7</b>	5.9	2.7	4.1	3.7	3.8	<b>4.7</b>						
A convinced atheist	1.9	4.7	4.4	3.1	4.1	<b>5.7</b>	1.0	1.6	2.6	1.4	1.8	<b>2.4</b>	-	2.8	3.5	0.8	1.7	<b>3.4</b>	-	2.3	2.6	2.6	2.3	<b>2.9</b>	-	3.9	4.2	2.3	4.0	<b>5.3</b>	1.8	3.7	4.0	2.2	3.1	<b>4.2</b>	0.8	1.5	2.4	1.9	2.3	<b>3.4</b>						
I don't care about these things	6.2	7.6	7.5	6.3	7.5	<b>7.7</b>	2.9	3.4	5.0	3.0	3.5	<b>2.3</b>	-	5.7	6.0	5.2	4.8	<b>5.1</b>	-	5.2	5.3	4.3	5.8	<b>4.6</b>	-	5.3	7.2	4.1	5.2	<b>4.7</b>	4.8	6.0	7.2	5.3	5.1	<b>5.5</b>	3.6	4.1	3.9	3.2	6.0	<b>3.1</b>						
Hard to say	5.0	3.9	4.4	2.5	4.6	<b>3.5</b>	1.9	3.8	3.4	1.9	2.4	<b>3.2</b>	-	5.1	3.0	1.3	2.8	<b>1.4</b>	-	3.7	4.3	2.9	4.2	<b>3.7</b>	-	3.1	3.8	1.9	2.7	<b>3.6</b>	3.9	3.0	4.6	2.6	3.8	<b>3.7</b>	2.0	5.6	2.6	1.3	2.3	<b>2.6</b>						
	DENOMINATIONAL AND CHURCH IDENTITY												EDUCATION																																			
	OCU						UOC-MP						Just Orthodox						UGCC						Just Christians						I do not belong to any religion																	
	2010	2018	2021	2022	2023	2024	2010	2018	2021	2022	2023	2024	2010	2018	2021	2022	2023	2024	2010	2018	2021	2022	2023	2024	2010	2018	2021	2022	2023	2024	2010	2018	2021	2022	2023	2024	2010	2018	2021	2022	2023	2024	2010	2018	2021	2022	2023	2024
A believer	-	-	83.3	88.0	84.3	<b>85.3</b>	87.3	81.8	89.8	92.4	91.3	<b>90.1</b>	70.5	71.5	71.7	73.4	<b>69.6</b>	<b>72.7</b>	98.0	96.3	97.8	95.6	95.9	<b>95.9</b>	45.1	50.0	54.4	54.3	52.4	<b>45.7</b>	21.3	6.8	14.8	10.6	11.8	<b>14.8</b>												
A person who wavers between faith and non-belief	-	-	11.4	9.0	11.5	<b>9.7</b>	8.7	11.2	8.2	5.3	5.2	<b>9.0</b>	18.0	14.0	16.5	18.8	20.6	<b>19.4</b>	1.3	1.6	0.6	2.0	1.8	<b>2.5</b>	22.9	29.9	25.1	25.7	21.4	<b>30.2</b>	8.0	11.3	15.6	14.8	17.7	<b>12.7</b>												
A non-believer	-	-	0.4	0.7	0.2	<b>0.8</b>	1.1	1.9	0.8	0.0	0.9	<b>0.0</b>	3.1	1.9	1.3	2.3	1.6	<b>1.4</b>	0.0	0.0	0.6	0.0	0.0	<b>1.2</b>	12.5	6.5	5.3	4.6	4.8	<b>7.5</b>	43.3	29.0	24.8	31.4	30.3	<b>31.3</b>												
A convinced atheist	-	-	0.0	0.3	0.8	<b>0.4</b>	0.4	0.8	0.0	0.0	0.0	<b>0.0</b>	0.6	0.4	0.3	0.0	1.2	<b>0.0</b>	0.0	0.0	0.6	1.0	0.0	<b>0.0</b>	0.7	1.3	1.8	1.7	0.9	<b>1.5</b>	9.1	23.1	16.9	14.8	16.2	<b>19.7</b>												
I don't care about these things	-	-	1.6	0.8	1.9	<b>1.0</b>	1.1	2.3	0.4	1.5	0.9	<b>0.0</b>	3.3	6.4	4.8	2.6	4.3	<b>2.2</b>	0.7	0.5	0.0	0.5	0.0	<b>0.4</b>	9.0	8.4	9.9	10.9	16.2	<b>12.6</b>	15.2	23.5	20.1	22.5	14.8	<b>14.6</b>												
Hard to say	-	-	3.3	1.2	1.3	<b>2.8</b>	1.5	1.9	0.8	0.8	1.7	<b>0.9</b>	4.6	5.7	5.5	2.9	2.8	<b>4.3</b>	0.0	1.6	0.6	1.0	2.3	<b>0.0</b>	9.7	3.9	3.5	2.9	4.4	<b>2.5</b>	3.0	6.3	7.9	5.9	9.2	<b>7.0</b>												

### AFTER THE OUTBREAK OF RUSSIA'S FULL-SCALE WAR AGAINST UKRAINE (AFTER FEBRUARY 2022) DO YOU THINK YOU BECAME...

% of respondents

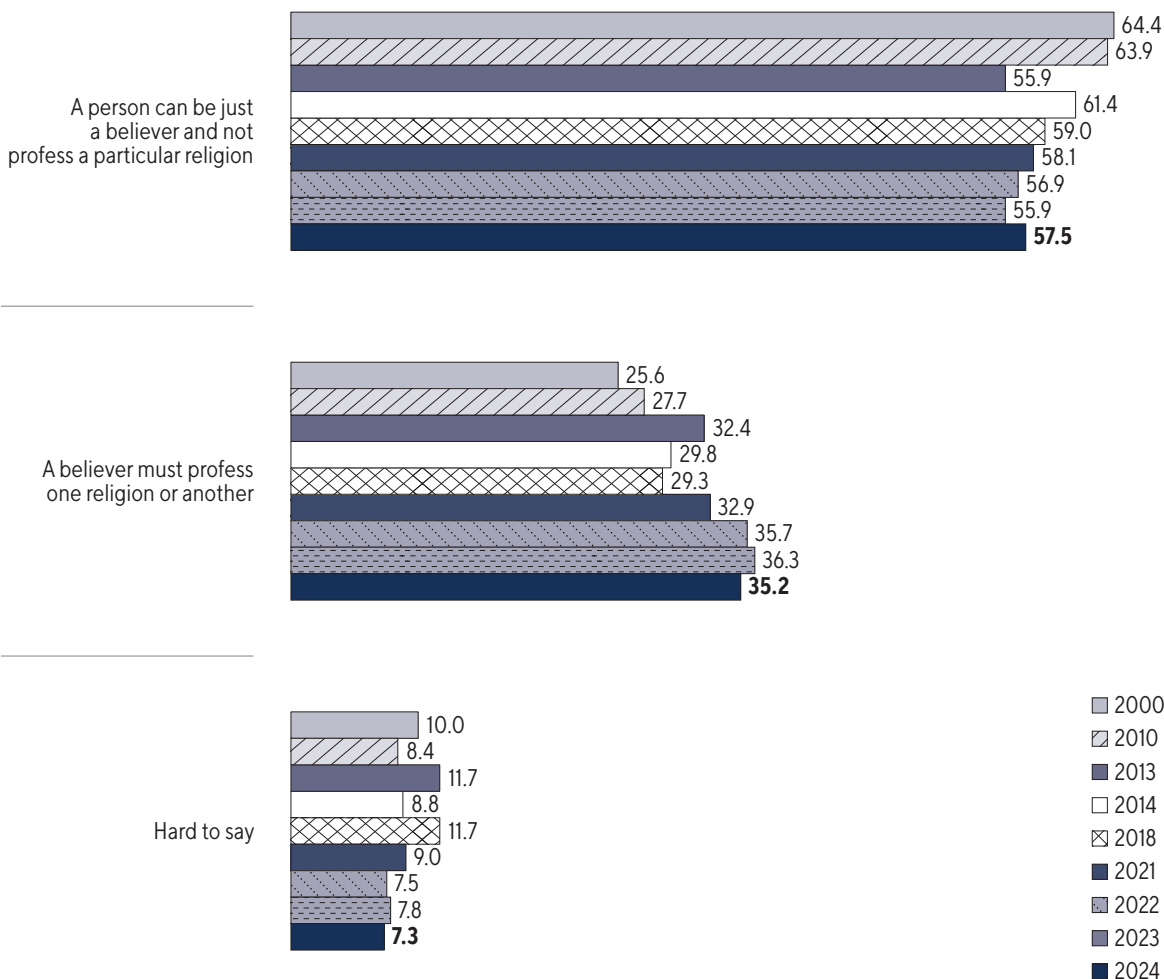


REGIONS																		
	West			Centre			South			East								
	2022	2023	2024	2022	2023	2024	2022	2023	2024	2022	2023	2024						
More religious and faithful than before	31.2	30.7	<b>20.7</b>	24.3	22.2	<b>22.5</b>	22.0	26.9	<b>19.2</b>	23.3	16.1	<b>26.2</b>						
Less religious and faithful than before	4.1	4.3	<b>2.1</b>	4.0	4.9	<b>4.7</b>	0.5	6.4	<b>0.4</b>	5.9	5.2	<b>5.0</b>						
No changes in the attitude towards religion and faith	62.0	61.9	<b>71.5</b>	65.8	69.1	<b>67.2</b>	75.1	63.7	<b>75.3</b>	63.0	73.2	<b>66.5</b>						
Hard to say	2.8	3.2	<b>5.7</b>	5.9	3.8	<b>5.6</b>	2.4	3.0	<b>5.0</b>	7.8	5.5	<b>2.4</b>						
AGE																		
	18-24			25-29			30-39			40-49			50-59			60+		
	2022	2023	2024	2022	2023	2024	2022	2023	2024	2022	2023	2024	2022	2023	2024	2022	2023	2024
More religious and faithful than before	18.4	16.6	<b>17.5</b>	17.8	19.7	<b>22.0</b>	22.1	19.7	<b>19.7</b>	25.5	24.1	<b>20.3</b>	23.8	25.5	<b>23.8</b>	33.6	28.5	<b>26.3</b>
Less religious and faithful than before	4.0	2.3	<b>5.8</b>	3.4	4.8	<b>5.3</b>	4.1	3.9	<b>3.4</b>	4.6	7.6	<b>2.2</b>	4.8	5.4	<b>2.4</b>	3.1	4.8	<b>4.3</b>
No changes in the attitude towards religion and faith	75.3	74.3	<b>69.6</b>	73.3	70.1	<b>66.0</b>	66.5	72.5	<b>71.7</b>	64.8	64.9	<b>72.4</b>	65.4	65.2	<b>69.3</b>	59.5	63.9	<b>65.8</b>
Hard to say	2.3	6.9	<b>7.0</b>	5.5	5.4	<b>6.7</b>	7.3	3.9	<b>5.3</b>	5.1	3.5	<b>5.1</b>	6.0	3.9	<b>4.5</b>	3.8	2.7	<b>3.6</b>
CONFESSIONAL AND CHURCH IDENTITY																		
	OCU			UOC-MP			Just Orthodox			UGCC			Just Christians			I do not belong to any religion		
	2022	2023	2024	2022	2023	2024	2022	2023	2024	2022	2023	2024	2022	2023	2024	2022	2023	2024
More religious and faithful than before	31.2	31.9	<b>28.9</b>	38.2	34.8	<b>43.8</b>	20.4	11.0	<b>21.7</b>	31.2	35.6	<b>21.3</b>	17.7	15.4	<b>14.0</b>	3.4	0.4	<b>2.2</b>
Less religious and faithful than before	4.2	6.6	<b>3.9</b>	4.6	3.5	<b>0.9</b>	4.7	3.5	<b>3.3</b>	2.4	2.3	<b>1.3</b>	2.9	6.1	<b>5.0</b>	3.4	4.4	<b>5.4</b>
No changes in the attitude towards religion and faith	61.3	59.3	<b>63.5</b>	50.4	57.4	<b>51.8</b>	67.4	81.2	<b>71.4</b>	65.4	58.1	<b>74.1</b>	73.1	74.6	<b>74.0</b>	86.4	87.8	<b>85.2</b>
Hard to say	3.3	2.3	<b>3.6</b>	6.9	4.3	<b>3.6</b>	7.6	4.3	<b>3.6</b>	1.0	4.1	<b>3.3</b>	6.3	3.9	<b>7.0</b>	6.8	7.4	<b>7.3</b>


WHICH SOCIAL COMMUNITY DO YOU IDENTIFY YOURSELF WITH IN THE FIRST PLACE?												
% of respondents												
	UKRAINE				REGIONS							
	2021	2022	2023	2024	West		Centre		South		East	
					2023	2024	2023	2024	2023	2024	2023	2024
With citizen of Ukraine	68.2	73.5	74.8	<b>70.3</b>	71.4	<b>64.3</b>	74.1	<b>75.3</b>	85.0	<b>80.4</b>	75.0	<b>62.4</b>
With residents of my city (village)	15.6	13.9	14.5	<b>13.6</b>	16.8	<b>17.3</b>	14.0	<b>10.2</b>	13.3	<b>10.4</b>	13.4	<b>17.2</b>
With residents of my region	8.1	5.5	3.8	<b>6.4</b>	5.8	<b>7.6</b>	4.0	<b>5.4</b>	0.0	<b>4.6</b>	2.5	<b>7.5</b>
With representatives of my nationality	–	–	–	<b>5.8</b>	–	<b>6.7</b>	–	<b>5.3</b>	–	<b>2.9</b>	–	<b>7.3</b>
With people of the same faith	2.7	2.6	2.4	<b>1.8</b>	1.7	<b>2.5</b>	2.9	<b>2.2</b>	0.4	<b>0.0</b>	3.0	<b>1.4</b>
With people of the same Church to which I belong	1.0	1.5	1.2	<b>0.7</b>	1.5	<b>0.8</b>	1.5	<b>0.6</b>	0.0	<b>0.4</b>	1.0	<b>0.7</b>
With people of my profession	1.3	1.2	1.3	<b>0.4</b>	0.7	<b>0.2</b>	2.1	<b>0.5</b>	0.0	<b>0.4</b>	1.0	<b>0.7</b>
Other	0.6	0.6	0.5	<b>0.1</b>	0.2	<b>0.0</b>	0.2	<b>0.1</b>	0.0	<b>0.0</b>	1.7	<b>0.2</b>
Hard to say	2.5	1.1	1.6	<b>1.0</b>	1.9	<b>0.8</b>	1.1	<b>0.5</b>	1.3	<b>0.8</b>	2.5	<b>2.6</b>
AGE												
	18-24		25-29		30-39		40-49		50-59		60+	
	2023	2024	2023	2024	2023	2024	2023	2024	2023	2024	2023	2024
With citizen of Ukraine	75.4	<b>76.0</b>	79.7	<b>71.1</b>	76.6	<b>75.5</b>	78.6	<b>72.9</b>	74.2	<b>70.1</b>	70.1	<b>63.1</b>
With residents of my city (village)	14.9	<b>13.5</b>	12.2	<b>11.4</b>	14.1	<b>8.6</b>	13.0	<b>10.6</b>	14.7	<b>13.2</b>	16.2	<b>19.7</b>
With residents of my region	2.9	<b>1.8</b>	4.1	<b>6.7</b>	2.9	<b>6.2</b>	3.2	<b>7.9</b>	4.5	<b>7.2</b>	4.3	<b>6.5</b>
With representatives of my nationality	–	<b>5.3</b>	–	<b>8.1</b>	–	<b>5.5</b>	–	<b>5.4</b>	–	<b>6.0</b>	–	<b>5.8</b>
With people of the same faith	1.1	<b>0.6</b>	0.7	<b>1.3</b>	2.4	<b>1.4</b>	0.8	<b>1.9</b>	3.3	<b>1.2</b>	3.6	<b>2.9</b>
With people of the same Church to which I belong	1.1	<b>0.0</b>	0.0	<b>0.0</b>	0.2	<b>0.2</b>	0.5	<b>0.8</b>	1.5	<b>1.5</b>	2.6	<b>0.7</b>
With people of my profession	1.1	<b>0.6</b>	0.7	<b>0.7</b>	1.5	<b>0.5</b>	1.4	<b>0.0</b>	0.6	<b>0.0</b>	1.7	<b>0.5</b>
Other	0.0	<b>0.0</b>	0.7	<b>0.0</b>	0.7	<b>0.0</b>	0.5	<b>0.3</b>	0.0	<b>0.0</b>	0.7	<b>0.2</b>
Hard to say	3.4	<b>2.3</b>	2.0	<b>0.7</b>	1.5	<b>1.9</b>	1.9	<b>0.3</b>	1.2	<b>0.9</b>	0.9	<b>0.5</b>
CONFESSIONAL AND CHURCH IDENTITY												
	OCU		UOC-MP		Just Orthodox		UGCC		Just Christians		I do not belong to any religion	
	2023	2024	2023	2024	2023	2024	2023	2024	2023	2024	2023	2024
With citizen of Ukraine	78.4	<b>77.8</b>	64.3	<b>58.0</b>	77.6	<b>72.7</b>	64.9	<b>58.9</b>	76.3	<b>67.8</b>	74.6	<b>67.5</b>
With residents of my city (village)	13.2	<b>9.8</b>	19.1	<b>25.0</b>	13.7	<b>10.4</b>	20.7	<b>16.6</b>	12.7	<b>15.6</b>	15.4	<b>16.7</b>
With residents of my region	3.8	<b>3.8</b>	4.3	<b>6.3</b>	2.0	<b>6.8</b>	5.9	<b>11.2</b>	3.1	<b>8.5</b>	3.7	<b>6.7</b>
With representatives of my nationality	–	<b>5.5</b>	–	<b>4.5</b>	–	<b>4.3</b>	–	<b>9.1</b>	–	<b>5.0</b>	–	<b>6.7</b>
With people of the same faith	1.5	<b>1.8</b>	8.7	<b>4.5</b>	0.8	<b>0.7</b>	4.1	<b>2.9</b>	1.8	<b>2.0</b>	0.4	<b>0.0</b>
With people of the same Church to which I belong	1.3	<b>0.6</b>	2.6	<b>1.8</b>	1.2	<b>0.7</b>	1.8	<b>0.4</b>	0.4	<b>0.0</b>	0.0	<b>0.3</b>
With people of my profession	0.9	<b>0.3</b>	0.9	<b>0.0</b>	2.0	<b>1.4</b>	0.9	<b>0.0</b>	2.2	<b>0.5</b>	1.1	<b>0.0</b>
Other	0.1	<b>0.0</b>	0.0	<b>0.0</b>	0.0	<b>0.0</b>	0.5	<b>0.0</b>	0.0	<b>0.5</b>	2.6	<b>0.3</b>
Hard to say	0.7	<b>0.4</b>	0.0	<b>0.0</b>	2.7	<b>2.9</b>	1.4	<b>0.8</b>	3.5	<b>0.0</b>	2.2	<b>1.9</b>

**WHICH OF THE FOLLOWING STATEMENTS ABOUT A BELIEVER WOULD YOU AGREE WITH THE MOST?**

% of respondents



**REGIONS**





<b>WHICH OF THE FOLLOWING STATEMENTS ABOUT A BELIEVER WOULD YOU AGREE WITH THE MOST?</b>																			
% of respondents																			
(continued)																			
	<b>AGE</b>																		
	18-24			25-29			30-39			40-49			50-59			60+			
	2022	2023	2024	2022	2023	2024	2022	2023	2024	2022	2023	2024	2022	2023	2024	2022	2023	2024	
A person can be just a believer and not profess a particular religion	60.9	57.4	<b>67.3</b>	67.1	56.5	<b>64.0</b>	60.6	61.2	<b>62.4</b>	58.6	56.6	<b>62.9</b>	58.3	56.3	<b>53.6</b>	48.6	51.0	<b>48.2</b>	
A believer must profess one religion or another	27.0	30.1	<b>21.6</b>	28.8	34.0	<b>28.7</b>	33.3	30.8	<b>29.4</b>	32.7	36.1	<b>31.4</b>	34.5	36.4	<b>41.0</b>	44.2	42.6	<b>44.1</b>	
Hard to say	12.1	12.5	<b>11.1</b>	4.1	9.5	<b>7.3</b>	6.1	8.0	<b>8.1</b>	8.6	7.3	<b>5.7</b>	7.2	7.2	<b>5.4</b>	7.2	6.3	<b>7.7</b>	
	<b>CONFESSIONAL AND CHURCH IDENTITY</b>																		
	OCU			UOC-MP			Just Orthodox			UGCC			Just Christians			I do not belong to any religion			
	2022	2023	2024	2022	2023	2024	2022	2023	2024	2022	2023	2024	2022	2023	2024	2022	2023	2024	
A person can be just a believer and not profess a particular religion	52.2	53.4	<b>56.2</b>	40.9	33.9	<b>40.5</b>	69.7	69.8	<b>68.2</b>	34.6	26.6	<b>27.0</b>	75.9	69.3	<b>74.4</b>	73.3	76.8	<b>75.8</b>	
A believer must profess one religion or another	41.0	42.7	<b>38.7</b>	53.8	58.3	<b>55.0</b>	23.5	23.9	<b>24.9</b>	61.0	66.2	<b>69.3</b>	19.0	17.5	<b>19.6</b>	8.5	7.0	<b>8.1</b>	
Hard to say	6.8	3.9	<b>5.0</b>	5.3	7.8	<b>4.5</b>	6.8	6.3	<b>6.9</b>	4.4	7.2	<b>3.7</b>	5.2	13.2	<b>6.0</b>	18.2	16.2	<b>16.1</b>	

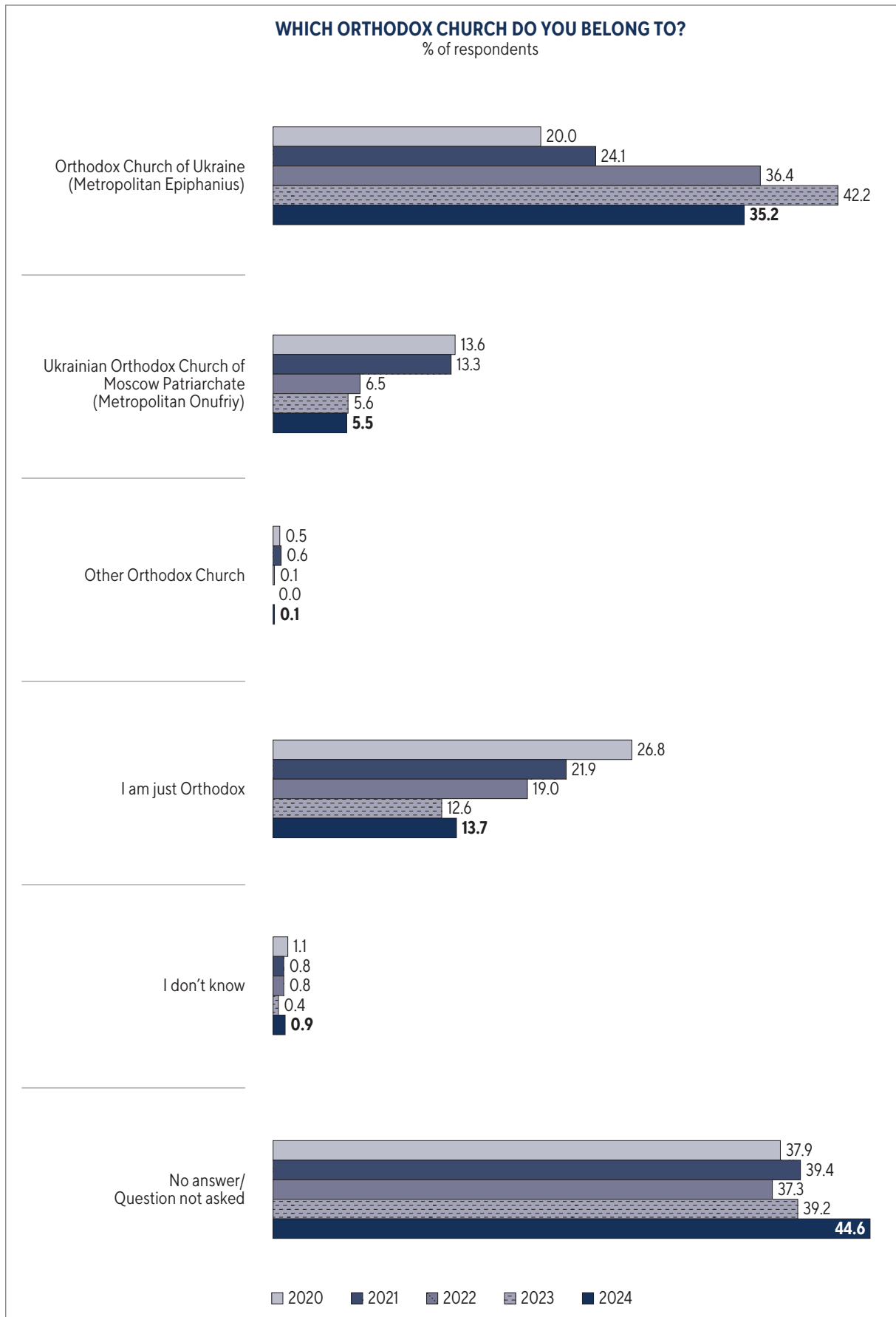
<b>WHICH RELIGION DO YOU BELONG TO?</b>												
% of respondents												
	2000	2010	2013	2014	2018	2019	2020	2021	2022	2023	2024	
Orthodoxy	66.0	68.1	70.6	70.2	67.3	64.9	62.3	60.0	62.7	60.8	<b>55.4</b>	
Roman Catholicism	0.5	0.4	1.3	1.0	0.8	1.6	1.2	0.8	1.9	1.2	<b>1.0</b>	
Greek Catholicism	7.6	7.6	5.7	7.8	9.4	9.5	9.6	8.8	10.2	11.0	<b>11.9</b>	
Protestant and Evangelical churches	2.0	1.9	0.8	1.0	2.2	1.8	1.5	1.5	3.7	1.4	<b>2.5</b>	
Judaism	0.3	0.1	0.3	0.1	0.4	0.1	0.1	0.1	0.1	0.0	<b>0.3</b>	
Islam	0.7	0.9	0.7	0.2	0.0	0.1	0.5	0.2	0.2	0.1	<b>0.1</b>	
Buddhism	0.1	0.1	0.0	0.2	0.1	0.0	0.3	0.1	0.2	0.0	<b>0.1</b>	
Hinduism	0.0	0.0	0.1	0.0	0.1	0.0	0.0	0.0	0.1	0.0	<b>0.0</b>	
Paganism	0.1	0.0	0.1	0.0	0.1	0.0	0.0	0.2	0.1	0.4	<b>0.0</b>	
I am just Christian	6.9	7.2	8.6	6.3	7.7	8.0	8.9	8.5	8.7	11.3	<b>9.8</b>	
Other	0.5	0.2	0.0	0.0	0.1	0.3	0.4	0.4	0.3	0.1	<b>0.1</b>	
I do not belong to any religion	15.3	13.2	11.3	12.5	11.0	12.8	15.2	18.8	11.7	13.4	<b>18.4</b>	
No answer	–	0.3	0.5	0.7	0.9	1.0	0.0	0.5	0.2	0.1	<b>0.3</b>	

**WHICH RELIGION DO YOU BELONG TO?**

% of respondents

(continued)

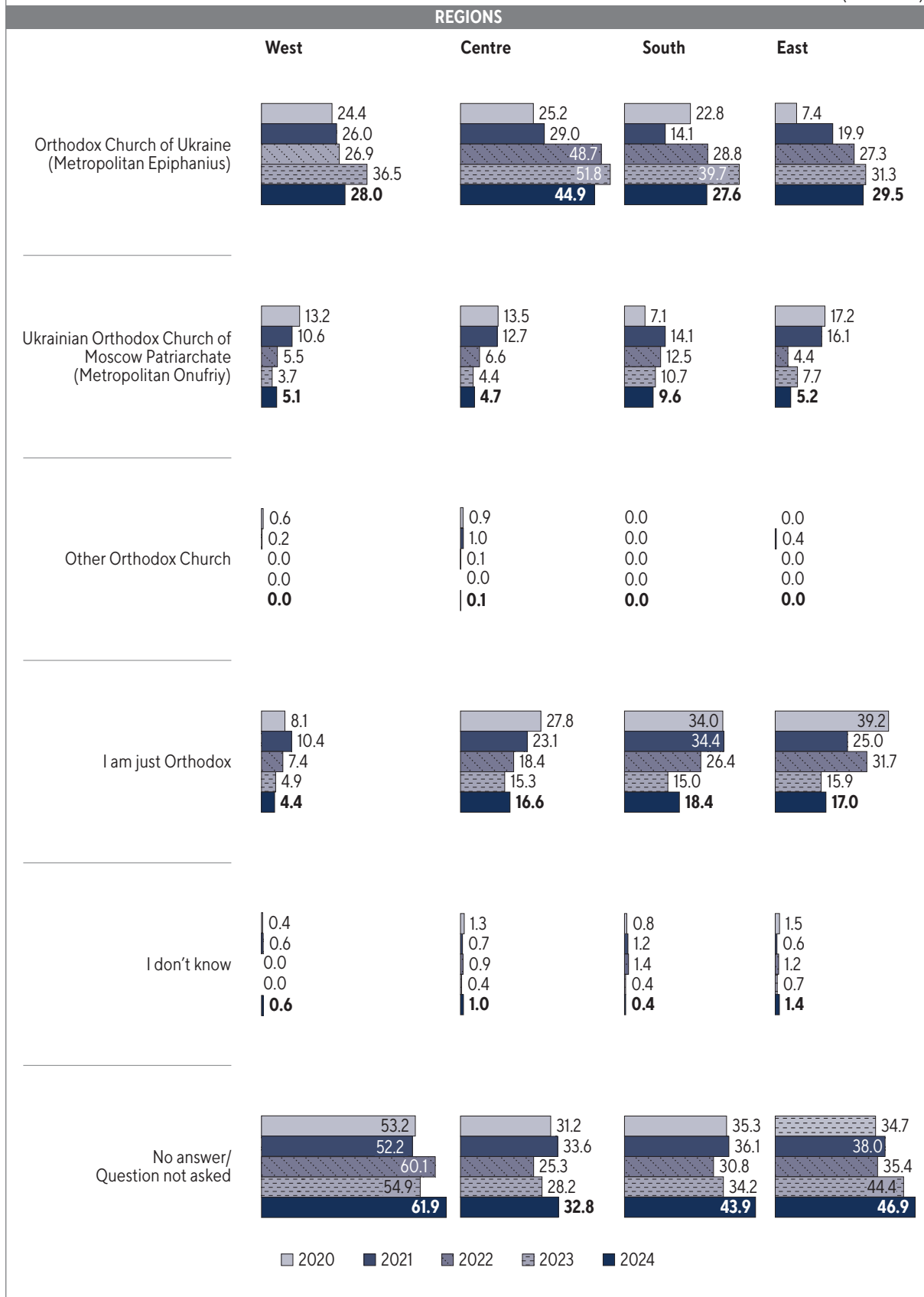
	REGIONS																								AGE														
	West						Centre						South						East																				
	2000	2010	2013	2014	2018	2021	2022	2023	2024	2000	2010	2013	2014	2018	2021	2022	2023	2024	2000	2010	2013	2014	2018	2021		2022	2023	2024	2000	2010	2013	2014	2018	2021	2022	2023	2024		
Orthodoxy	52.3	45.9	60.2	54.0	45.6	45.0	39.9	45.0	38.2	69.0	73.8	79.4	79.5	69.3	66.6	74.7	71.8	67.3	68.8	76.4	73.2	67.4	61.6	61.3	68.9	65.8	55.8	69.7	71.8	66.7	71.6	61.6	61.4	64.5	55.6	53.2	2022	2023	2024
Roman Catholicism	1.3	1.0	3.8	1.0	1.3	1.9	4.1	2.8	2.7	0.8	0.5	0.9	1.5	0.8	0.9	1.4	0.5	0.5	0.0	0.3	0.3	0.9	0.0	1.2	0.5	0.9	0.0	0.0	0.2	0.8	0.6	0.0	0.4	1.0	0.5	0.7	2022	2023	2024
Greek Catholicism	38.4	37.2	26.8	36.2	39.7	34.9	36.3	39.6	39.9	0.6	0.3	1.2	0.7	0.4	1.2	0.7	0.6	2.3	0.0	0.0	0.3	0.5	0.0	0.4	0.0	0.0	0.8	0.4	0.8	0.0	0.0	0.6	0.7	1.5	2.1	2022	2023	2024	
Protestant churches	0.8	3.8	0.5	1.4	5.3	1.5	5.4	1.1	3.6	2.9	0.5	0.6	0.3	1.7	2.6	2.7	1.8	2.6	1.7	0.0	0.3	2.3	2.9	1.2	1.9	0.9	2.9	1.9	3.2	1.2	0.9	2.9	1.1	4.4	1.7	0.5	2022	2023	2024
Judaism	0.5	0.0	0.5	0.0	0.0	0.0	0.4	0.0	0.2	0.2	0.2	0.5	0.1	0.0	0.0	0.0	0.0	0.1	0.0	0.3	0.7	0.0	0.0	0.8	0.0	0.0	0.4	0.0	0.0	0.0	0.1	0.0	0.2	0.0	0.2	0.9	2022	2023	2024
Islam	0.0	0.0	0.0	0.0	0.0	0.0	0.4	0.0	0.0	0.2	0.0	0.0	0.0	0.8	0.1	0.0	0.0	0.2	3.0	4.9	4.2	0.5	0.4	1.2	1.0	0.4	0.0	0.4	0.3	0.3	0.4	0.4	0.0	0.5	0.0	2022	2023	2024	
Buddhism	0.0	0.3	0.0	0.0	0.0	0.0	0.4	0.0	0.2	0.0	0.2	0.0	0.1	0.4	0.1	0.2	0.1	0.0	0.3	0.0	0.0	0.0	0.0	0.0	0.0	0.0	0.4	0.0	0.0	0.0	0.3	0.0	0.0	0.0	0.0	0.0	2022	2023	2024
Hinduism	0.0	0.0	0.0	0.0	0.2	0.0	0.2	0.0	0.0	0.0	0.0	0.0	0.0	0.0	0.0	0.0	0.0	0.0	0.0	0.0	0.3	0.0	0.0	0.0	0.0	0.0	0.0	0.0	0.0	0.0	0.0	0.0	0.0	0.2	0.0	0.2	2022	2023	2024
Paganism	0.0	0.0	0.0	0.0	0.0	0.0	0.2	0.0	0.0	0.0	0.0	0.2	0.0	0.0	0.0	0.0	0.4	0.0	0.7	0.0	0.0	0.0	0.0	0.0	0.5	0.0	0.0	0.0	0.0	0.2	0.0	0.0	0.2	0.0	1.2	0.0	2022	2023	2024
I am just Christian	2.7	6.9	4.3	4.1	4.9	7.3	5.2	3.5	6.1	7.8	7.7	5.5	10.3	4.1	10.0	9.3	14.1	9.6	4.0	7.2	6.5	6.5	14.5	11.1	10.0	13.7	14.6	9.9	7.0	15.2	3.8	14.5	6.3	11.2	14.1	12.5	2022	2023	2024
Other	0.0	0.8	0.0	0.2	0.0	0.6	0.2	0.2	0.0	0.5	0.0	0.0	0.0	0.0	0.0	0.2	0.2	0.1	0.7	0.0	0.0	0.0	0.0	0.0	0.0	0.0	0.4	0.6	0.0	0.0	0.0	0.0	0.8	0.7	0.0	0.2	2022	2023	2024
I do not belong to any religion	4.0	4.1	3.6	3.1	3.2	8.7	7.2	7.8	8.6	18.2	17.0	10.8	7.1	22.4	18.0	10.7	10.4	17.0	20.9	10.2	14.1	18.1	20.2	21.8	17.2	18.4	25.0	16.6	16.3	15.0	21.7	20.2	27.7	16.6	24.4	29.4	2022	2023	2024
No answer	0.0	0.0	0.3	0.0	0.0	0.0	0.2	0.4	0.6	0.0	0.0	0.9	0.3	0.0	0.4	0.1	0.1	0.2	0.0	0.7	0.0	0.3	0.4	0.8	0.0	0.0	0.0	0.0	0.5	0.6	0.4	0.9	0.2	0.2	0.2	2022	2023	2024	
																									50-59							60+							
	18-24						25-29						30-39						40-49						50-59						60+								
Orthodoxy	50.9	43.8	43.8	40.7	40.7	51.0	51.0	1.4	0.0	57.1	57.1	55.3	62.4	62.4	56.3	56.3	54.8	64.4	64.4	59.6	59.6	52.3	52.3	64.3	64.3	66.7	66.7	57.1	57.1	67.2	67.2	67.5	67.5	61.2	61.2	2022	2023	2024	
Roman Catholicism	3.4	1.1	1.1	0.6	0.6	1.4	1.4	0.0	0.0	0.0	0.0	0.0	1.7	1.7	1.2	1.2	1.2	2.4	2.4	0.5	0.5	0.3	0.3	1.8	1.8	1.8	1.8	1.2	1.2	1.4	1.4	1.5	1.5	1.7	1.7	2022	2023	2024	
Greek Catholicism	10.9	14.2	14.2	11.6	11.6	12.9	12.9	10.2	10.2	10.2	10.2	6.7	10.9	10.9	10.9	10.9	11.0	8.6	8.6	11.4	11.4	12.5	12.5	10.5	10.5	11.1	11.1	14.4	14.4	9.6	9.6	9.7	9.7	12.0	12.0	2022	2023	2024	
Protestant churches	5.7	1.1	1.1	1.7	1.7	2.7	2.7	1.4	1.4	1.4	1.4	2.0	4.1	4.1	0.5	0.5	2.2	3.2	3.2	1.9	1.9	2.4	2.4	3.9	3.9	1.5	1.5	2.7	2.7	3.3	3.3	2.1	2.1	3.1	3.1	2022	2023	2024	
Judaism	0.0	0.0	0.0	0.6	0.6	0.0	0.0	0.0	0.0	0.0	0.0	0.0	0.0	0.0	0.2	0.2	1.2	1.2	0.0	0.0	0.0	0.0	0.3	0.3	0.0	0.0	0.0	0.0	0.3	0.3	0.0	0.0	0.0	0.0	0.0	2022	2023	2024	
Islam	0.6	0.6	0.6	0.6	0.6	0.7	0.7	0.0	0.0	0.0	0.0	0.0	0.0	0.0	0.2	0.2	0.0	0.3	0.3	0.0	0.0	0.3	0.3	0.3	0.3	0.3	0.3	0.0	0.0	0.2	0.2	0.0	0.0	0.0	0.0	2022	2023	2024	
Buddhism	0.6	0.0	0.0	0.6	0.6	0.0	0.0	0.0	0.0	0.0	0.0	0.0	0.0	0.0	0.0	0.0	0.0	0.0	0.3	0.3	0.0	0.0	0.3	0.3	0.0	0.0	0.0	0.0	0.2	0.2	0.0	0.0	0.0	0.0	0.0	0.0	2022	2023	2024
Hinduism	0.0	0.0	0.0	0.6	0.6	0.0	0.0	0.0	0.0	0.0	0.0	0.0	0.0	0.0	0.0	0.0	0.0	0.0	0.3	0.3	0.0	0.0	0.3	0.3	0.0	0.0	0.0	0.0	0.3	0.3	0.0	0.0	0.0	0.0	0.0	0.0	2022	2023	2024
Paganism	0.6	0.0	0.0	0.0	0.0	0.0	0.0	0.0	0.0	0.0	0.0	0.0	0.2	0.2	0.5	0.5	0.0	0.0	0.3	0.3	0.8	0.8	0.0	0.0	0.6	0.6	0.6	0.6	0.0	0.0	0.0	0.0	0.2	0.2	0.0	0.0	2022	2023	2024
I am just Christian	8.6	11.9	11.9	9.9	9.9	13.6	13.6	12.2	12.2	12.2	12.2	12.7	7.8	7.8	15.3	15.3	10.0	9.4	9.4	12.7	12.7	11.7	11.7	7.2	7.2	7.8	7.8	9.0	9.0	8.4	8.4	9.2	9.2	8.2	8.2	2022	2023	2024	
Other	0.6	0.0	0.0	0.6	0.6	0.0	0.0	0.0	0.0	0.0	0.0	0.0	0.5	0.5	0.5	0.5	0.0	0.0	0.0	0.0	0.0	0.0	0.0	0.3	0.3	0.0	0.0	0.0	0.0	0.3	0.3	0.2	0.2	0.3	0.3	2022	2023	2024	
I do not belong to any religion	18.3	26.7	26.7	32.6	32.6	17.7	17.7	19.0	19.0	19.0	19.0	22.0	12.4	12.4	14.3	14.3	19.4	10.8	10.8	13.0	13.0	20.1	20.1	11.1	11.1	10.2	10.2	15.3	15.3	8.6	8.6	9.4	9.4	13.0	13.0	2022	2023	2024	
No answer	0.0	0.6	0.6	0.6	0.6	0.0	0.0	0.0	0.0	0.0	0.0	1.3	0.0	0.0	0.0	0.0	0.0	0.3	0.3	0.0	0.0	0.0	0.0	0.3	0.3	0.0	0.0	0.3	0.3	0.3	0.3	0.2	0.2	0.3	0.3	2022	2023	2024	

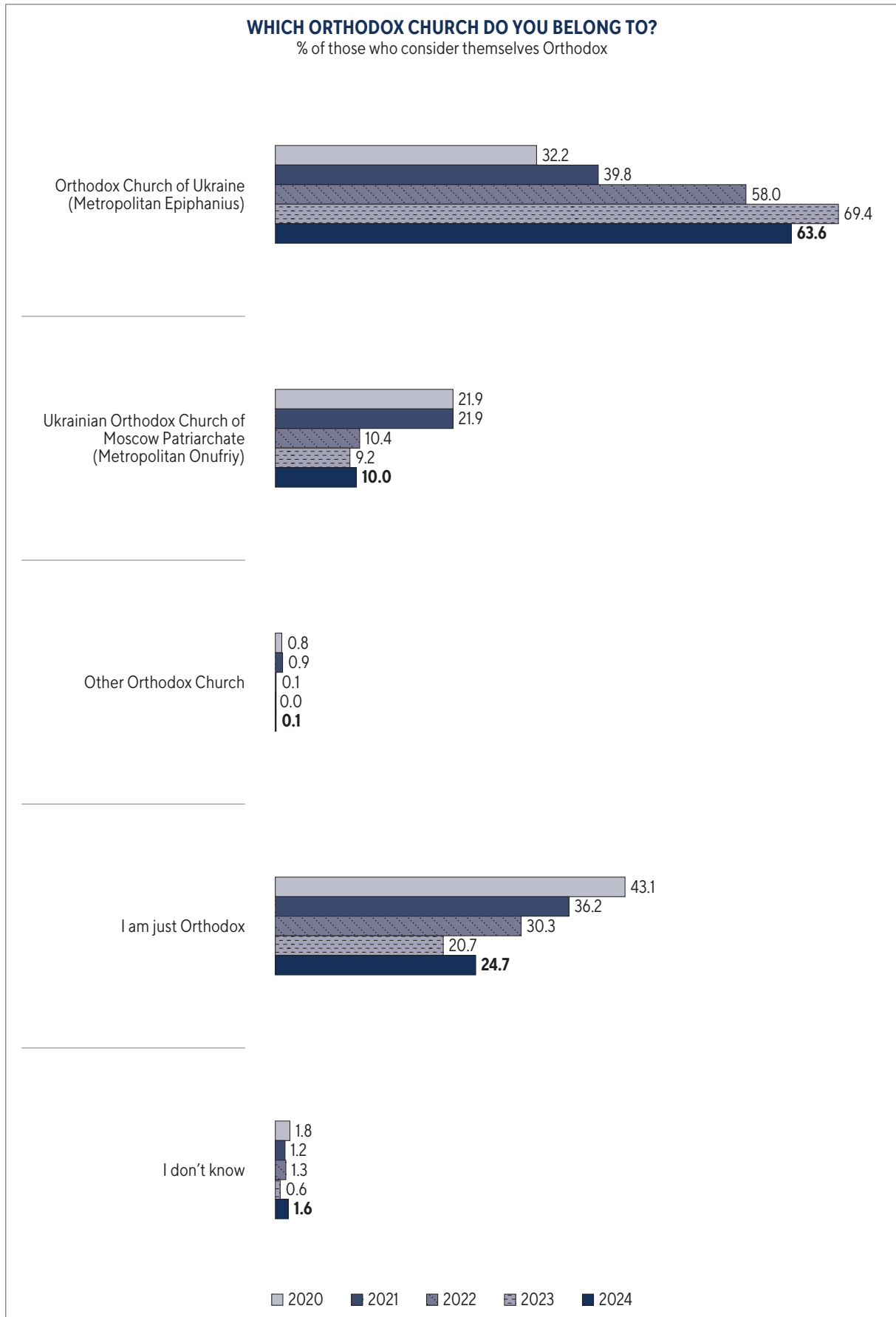


**WHICH ORTHODOX CHURCH DO YOU BELONG TO?**

% of respondents

(continued)

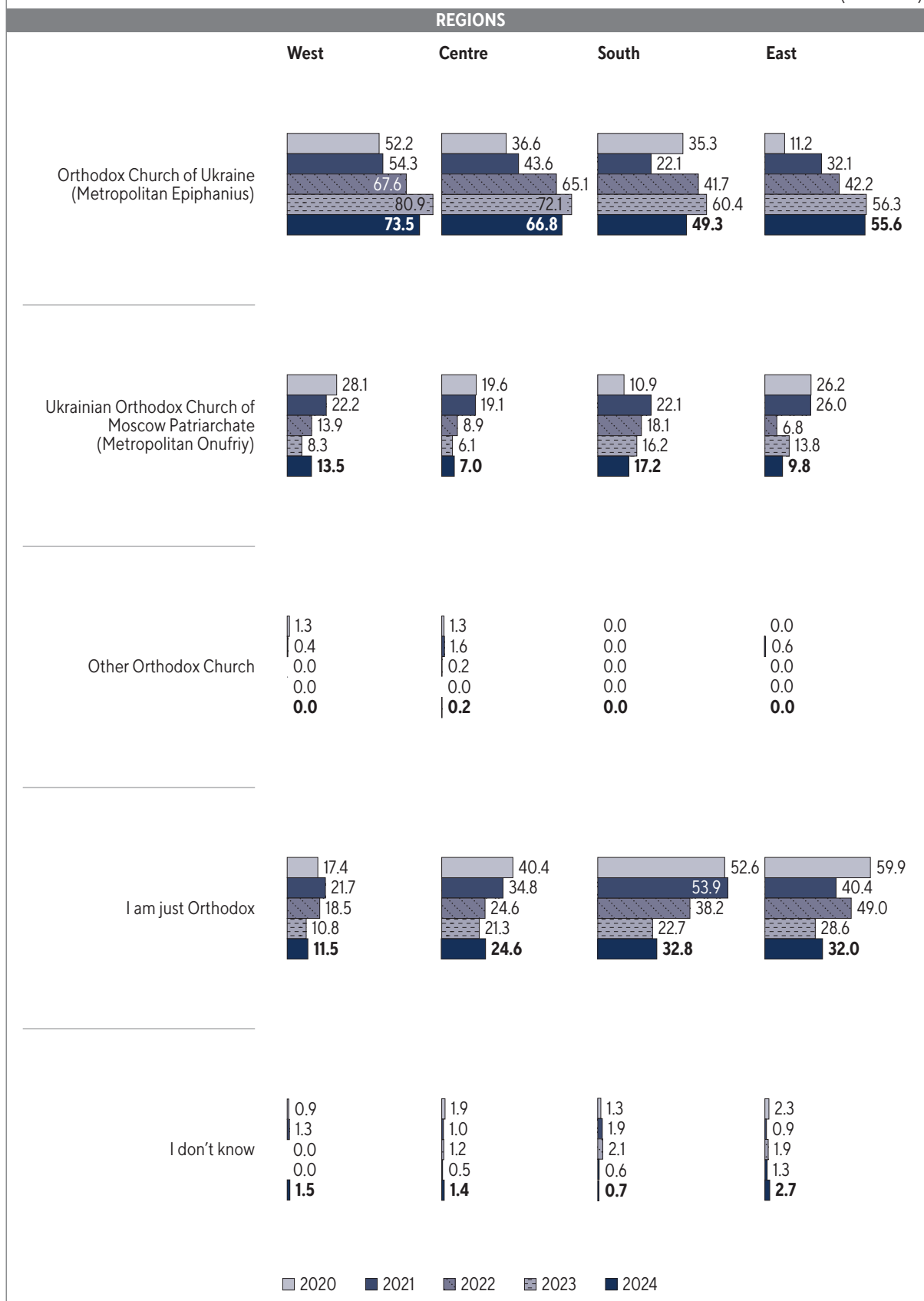




### WHICH ORTHODOX CHURCH DO YOU BELONG TO?

% of those who consider themselves Orthodox

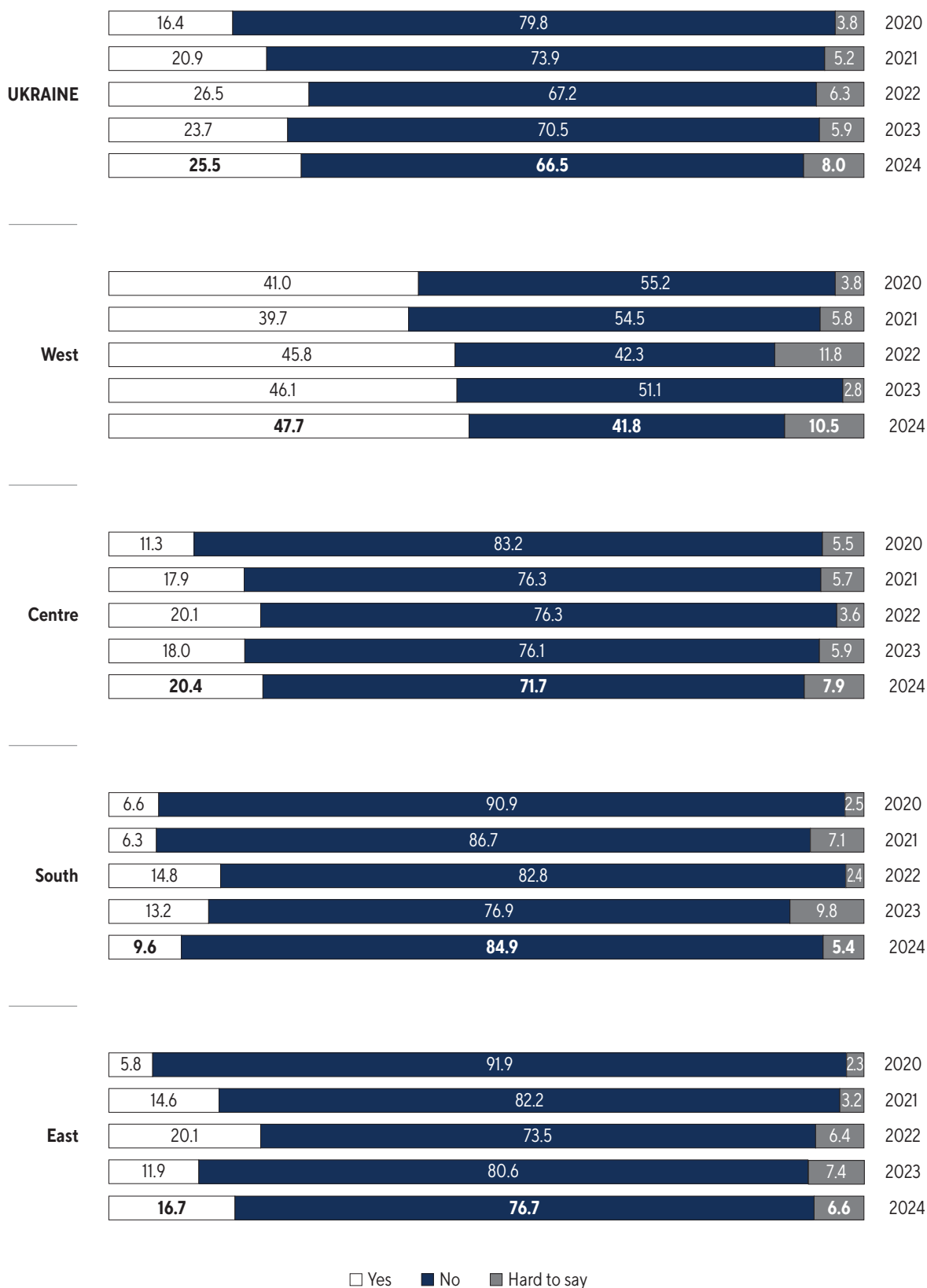
(continued)



STRUCTURE OF RELIGIOUS AND CHURCH GROUPS															
% of respondents															
	REGIONS														
	West			Centre			South			East					
	2021	2023	2024	2021	2023	2024	2021	2023	2024	2021	2023	2024			
OCU	24.2	22.8	<b>20.6</b>	47.2	51.5	<b>52.5</b>	7.5	10.9	<b>9.3</b>	21.1	14.8	<b>17.6</b>			
UOC-MP	20.2	17.7	<b>24.3</b>	34.6	32.7	<b>35.1</b>	12.3	22.1	<b>20.7</b>	32.9	27.4	<b>19.8</b>			
Just Orthodox	9.8	10.2	<b>8.3</b>	40.2	51.0	<b>49.8</b>	16.8	13.7	<b>15.9</b>	33.2	25.1	<b>26.0</b>			
UGCC	94.4	95.1	<b>87.5</b>	4.5	2.2	<b>7.9</b>	0.6	0.0	<b>0.8</b>	0.6	2.7	<b>3.8</b>			
Just Christians	20.3	8.3	<b>16.0</b>	44.8	52.6	<b>40.0</b>	15.7	14.0	<b>17.5</b>	19.2	25.0	<b>26.5</b>			
I do not belong to any religion	11.1	15.4	<b>12.1</b>	36.4	32.4	<b>38.2</b>	14.0	15.8	<b>16.1</b>	38.5	36.4	<b>33.6</b>			
	AGE														
	18-29			30-39			40-49			50-59			60+		
	2021	2023	2024	2021	2023	2024	2021	2023	2024	2021	2023	2024	2021	2023	2024
OCU	15.9	14.0	<b>13.9</b>	17.7	19.3	<b>19.9</b>	19.9	17.1	<b>17.4</b>	16.3	17.7	<b>17.4</b>	30.3	31.9	<b>31.5</b>
UOC-MP	6.6	11.4	<b>10.7</b>	16.5	9.6	<b>26.8</b>	13.2	17.5	<b>11.6</b>	24.7	18.4	<b>15.2</b>	39.1	43.0	<b>35.7</b>
Just Orthodox	17.3	10.2	<b>14.0</b>	22.0	20.5	<b>19.1</b>	15.8	21.3	<b>19.8</b>	18.0	19.3	<b>16.2</b>	27.0	28.7	<b>30.9</b>
UGCC	15.2	18.3	<b>12.5</b>	19.1	21.0	<b>19.2</b>	19.1	18.8	<b>19.2</b>	17.4	16.5	<b>20.0</b>	29.2	25.4	<b>29.2</b>
Just Christians	27.5	16.7	<b>18.1</b>	22.8	27.6	<b>21.1</b>	15.2	20.6	<b>21.6</b>	15.2	11.4	<b>15.1</b>	19.3	23.7	<b>24.1</b>
I do not belong to any religion	25.3	27.7	<b>24.0</b>	22.1	21.8	<b>21.8</b>	16.8	17.7	<b>19.9</b>	14.2	12.5	<b>13.7</b>	21.6	20.3	<b>20.5</b>
	GENDER														
	Men						Women								
	2021		2023		2024		2021		2023		2024				
OCU	43.6		40.5		<b>37.9</b>		56.4		59.5		<b>62.1</b>				
UOC-MP	32.0		32.5		<b>31.3</b>		68.0		67.5		<b>68.8</b>				
Just Orthodox	49.6		44.5		<b>44.8</b>		50.4		55.5		<b>55.2</b>				
UGCC	42.1		43.5		<b>38.3</b>		57.9		56.5		<b>61.7</b>				
Just Christians	53.5		54.8		<b>56.3</b>		46.5		45.2		<b>43.7</b>				
I do not belong to any religion	55.4		60.5		<b>61.6</b>		44.6		39.5		<b>38.4</b>				

**ARE YOU A MEMBER OF A CERTAIN RELIGIOUS COMMUNITY (PARISH)?**

% of respondents

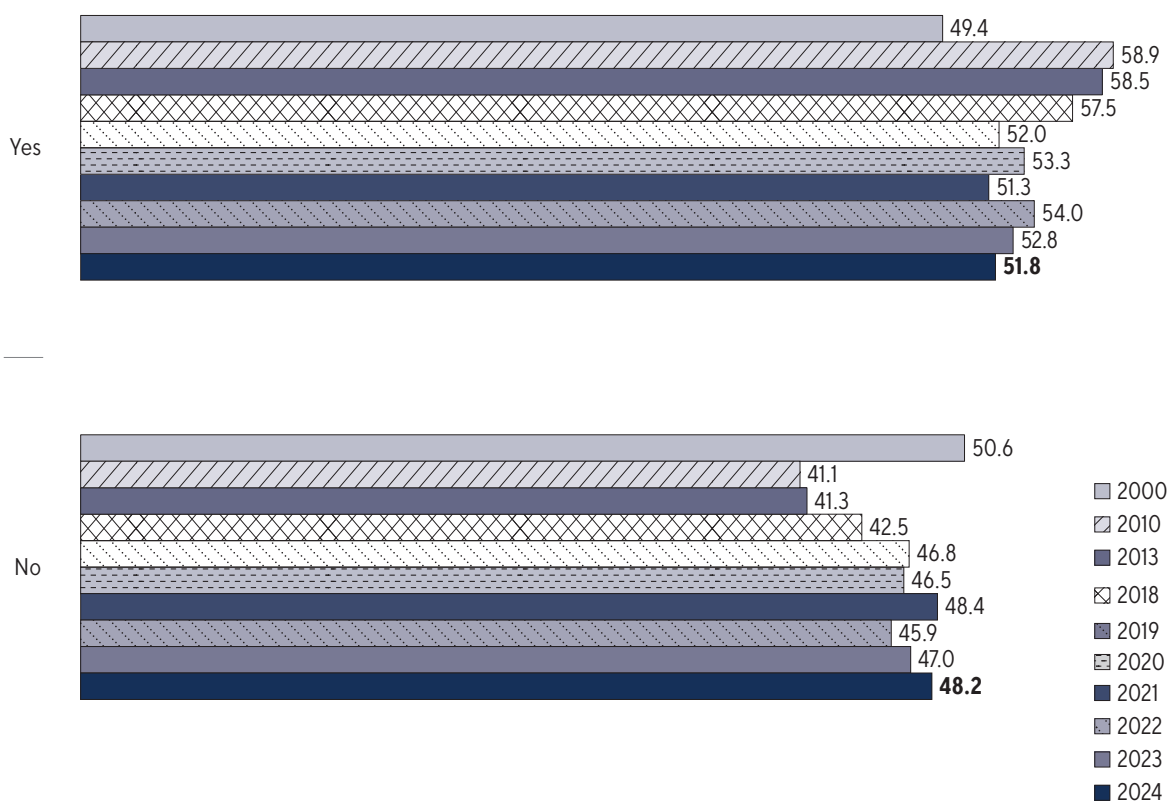




<b>ARE YOU A MEMBER OF A CERTAIN RELIGIOUS COMMUNITY (PARISH)?</b>												
% of respondents												
(continued)												
<b>AGE</b>												
	18-24			25-29			30-39					
	2022	2023	2024	2022	2023	2024	2022	2023	2024	2022	2023	2024
Yes	18.3	16.6	<b>16.9</b>	21.1	23.1	<b>14.0</b>	24.8	19.9	<b>23.9</b>			
No	72.0	79.4	<b>75.0</b>	74.1	72.1	<b>74.7</b>	70.6	75.5	<b>68.4</b>			
Hard to say	9.7	4.0	<b>8.1</b>	4.8	4.8	<b>11.3</b>	4.6	4.6	<b>7.7</b>			
<b>AGE</b>												
	40-49			50-59			60+					
	2022	2023	2024	2022	2023	2024	2022	2023	2024	2022	2023	2024
Yes	24.1	22.2	<b>21.9</b>	27.2	24.6	<b>26.5</b>	32.6	28.9	<b>33.6</b>			
No	69.9	71.9	<b>68.1</b>	66.2	67.4	<b>66.0</b>	60.5	64.7	<b>59.9</b>			
Hard to say	6.0	5.9	<b>10.0</b>	6.6	8.1	<b>7.5</b>	6.9	6.3	<b>6.5</b>			
<b>CONFESSIONAL AND CHURCH IDENTITY</b>												
	OCU				UOC-MP				Just Orthodox			
	2021	2022	2023	2024	2021	2022	2023	2024	2021	2022	2023	2024
	2021	2022	2023	2024	2021	2022	2023	2024	2021	2022	2023	2024
Yes	25.8	30.2	24.9	<b>30.3</b>	36.1	41.2	54.9	<b>50.0</b>	5.0	8.4	9.0	<b>9.7</b>
No	70.9	62.6	70.4	<b>60.3</b>	58.2	51.1	37.2	<b>42.9</b>	91.2	85.6	83.5	<b>82.4</b>
Hard to say	3.3	7.2	4.7	<b>9.4</b>	5.7	7.6	8.0	<b>7.1</b>	3.8	6.0	7.5	<b>7.9</b>
<b>CONFESSIONAL AND CHURCH IDENTITY</b>												
	UGCC				Just Christians				I do not belong to any religion			
	2021	2022	2023	2024	2021	2022	2023	2024	2021	2022	2023	2024
	2021	2022	2023	2024	2021	2022	2023	2024	2021	2022	2023	2024
Yes	68.0	58.5	57.8	<b>57.7</b>	7.1	11.4	7.4	<b>9.0</b>	0.5	0.4	1.1	<b>0.8</b>
No	30.3	34.6	39.5	<b>36.1</b>	80.6	84.6	83.0	<b>84.4</b>	95.0	96.6	92.3	<b>91.7</b>
Hard to say	1.7	6.8	2.7	<b>6.2</b>	12.4	4.0	9.6	<b>6.5</b>	4.5	3.0	6.6	<b>7.5</b>

### DO YOU ATTEND RELIGIOUS SERVICES, MEETINGS, MINISTRIES?\*

% of respondents



REGIONS												
	West		Centre		South		East					
	2023	2024	2023	2024	2023	2024	2023	2024	2023	2024		
Yes	81.7	<b>78.3</b>	47.3	<b>47.5</b>	41.5	<b>30.0</b>	33.0	<b>39.6</b>				
No	18.3	<b>21.7</b>	52.6	<b>52.5</b>	58.5	<b>70.0</b>	66.7	<b>60.4</b>				

AGE												
	18-24		25-29		30-39		40-49		50-59		60+	
	2023	2024	2023	2024	2023	2024	2023	2024	2023	2024	2023	2024
Yes	41.1	<b>35.7</b>	48.3	<b>42.0</b>	48.9	<b>50.2</b>	50.1	<b>51.2</b>	59.6	<b>55.4</b>	58.2	<b>58.3</b>
No	58.9	<b>64.3</b>	51.7	<b>58.0</b>	51.1	<b>49.8</b>	49.9	<b>48.8</b>	40.1	<b>44.6</b>	41.6	<b>41.7</b>

CONFESSIONAL AND CHURCH IDENTITY															
	OCU					UOC-MP					Just Orthodox				
	2020	2021	2022	2023	2024	2020	2021	2022	2023	2024	2020	2021	2022	2023	2024
Yes	75.2	66.9	63.8	66.0	<b>64.5</b>	69.6	76.8	76.5	73.0	<b>75.0</b>	37.2	41.1	42.0	32.3	<b>42.2</b>
No	24.5	33.1	36.1	33.9	<b>35.5</b>	30.4	22.8	22.7	26.1	<b>25.0</b>	62.8	58.4	58.0	67.7	<b>57.8</b>

	UGCC					Just Christians					I do not belong to any religion				
	2020	2021	2022	2023	2024	2020	2021	2022	2023	2024	2020	2021	2022	2023	2024
Yes	98.4	93.3	94.6	95.0	<b>91.7</b>	5.9	10.0	27.6	26.8	<b>34.2</b>	5.9	10.0	2.1	5.2	<b>3.8</b>
No	1.6	6.7	5.4	5.0	<b>8.3</b>	93.8	90.0	72.4	73.2	<b>65.8</b>	93.8	90.0	97.9	94.8	<b>96.2</b>

\* The proportion of those who did not answer was not included in figures and tables because of their small number.

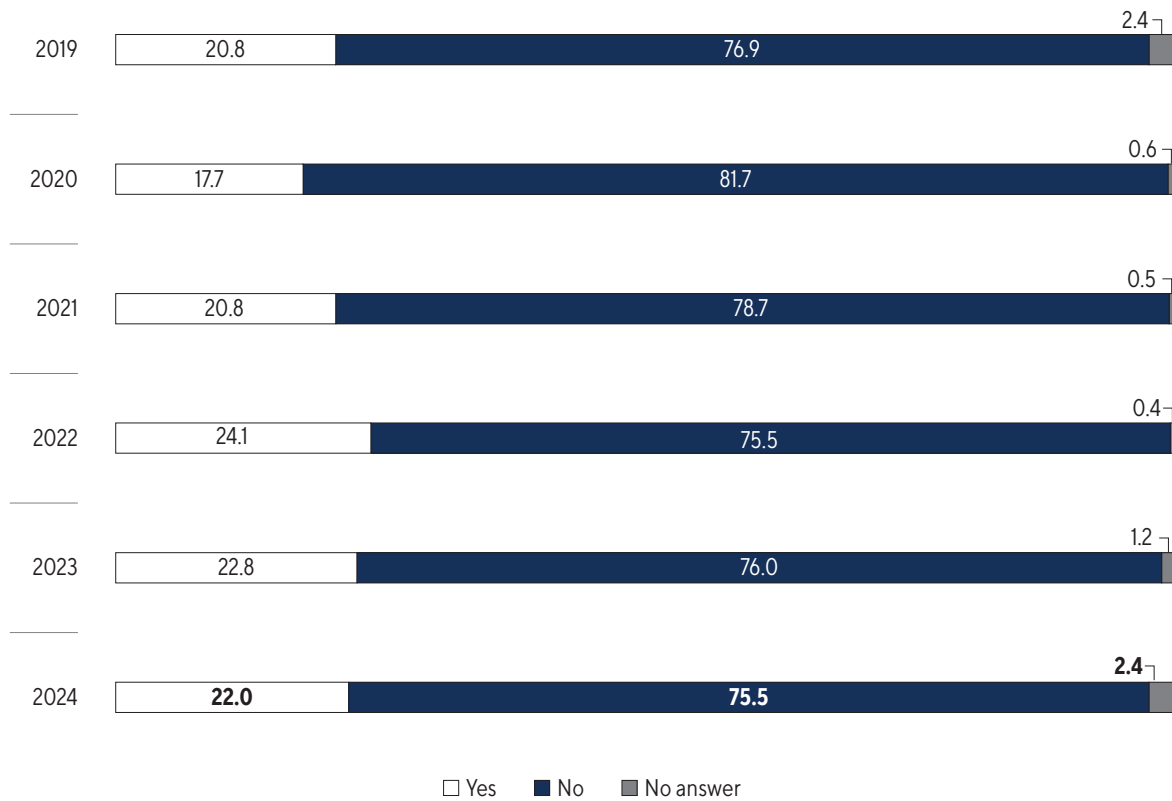
<b>HOW OFTEN DO YOU ATTEND RELIGIOUS SERVICES, MEETINGS, MINISTRIES?</b>												
% of those who attend religious services, meetings, ministries												
	2000	2010	2013	2016	2019	2020	2021	2022	2023	2024		
More than once a week	4.4	3.5	3.7	4.2	4.9	4.2	4.1	7.5	6.4	<b>5.0</b>		
Once a week	15.9	15.7	14.9	17.7	19.1	22.4	15.9	24.8	24.9	<b>26.1</b>		
Once a month	13.1	20.8	18.5	17.0	20.1	18.4	23.1	16.4	18.0	<b>17.1</b>		
On religious holidays	52.0	50.4	53.0	51.7	48.8	47.2	44.2	42.9	42.0	<b>41.2</b>		
Once a year	8.1	5.4	6.3	6.4	4.2	3.6	8.8	4.5	5.1	<b>7.2</b>		
Less than once a year	3.0	2.2	1.7	1.9	1.3	2.0	2.8	2.2	2.5	<b>2.5</b>		
Never, almost never	0.3	0.9	0.6	0.1	0.5	0.7	0.4	0.4	0.4	<b>0.1</b>		
Other	2.9	0.6	0.1	0.2	0.4	0.5	0.3	0.0	0.2	<b>0.1</b>		
Hard to say	0.0	0.0	1.1	0.0	0.7	1.0	0.4	1.4	0.5	<b>0.7</b>		
	<b>REGIONS</b>											
	West			Centre			South			East		
	2022	2023	2024	2022	2023	2024	2022	2023	2024	2022	2023	2024
More than once a week	12.6	11.0	<b>7.3</b>	3.3	2.8	<b>3.0</b>	7.8	5.1	<b>4.2</b>	4.0	3.0	<b>4.8</b>
Once a week	35.0	36.8	<b>40.8</b>	19.0	15.8	<b>16.2</b>	15.6	30.6	<b>16.7</b>	16.0	9.8	<b>17.3</b>
Once a month	19.5	20.6	<b>15.5</b>	15.5	15.8	<b>15.2</b>	5.2	20.4	<b>18.1</b>	16.0	14.3	<b>25.0</b>
On religious holidays	29.3	27.2	<b>32.5</b>	52.4	56.3	<b>48.7</b>	62.3	38.8	<b>43.1</b>	46.9	50.4	<b>44.6</b>
Once a year	1.1	3.0	<b>3.2</b>	6.5	6.0	<b>11.6</b>	5.2	4.1	<b>11.1</b>	8.0	9.8	<b>4.8</b>
Less than once a year	1.4	0.7	<b>0.7</b>	1.3	2.8	<b>3.5</b>	1.3	0.0	<b>5.6</b>	6.9	9.0	<b>3.0</b>
Never, almost never	0.5	0.2	<b>0.0</b>	0.0	0.3	<b>0.0</b>	0.0	1.0	<b>1.4</b>	1.1	1.5	<b>0.0</b>
Other	0.0	0.2	<b>0.0</b>	0.0	0.0	<b>0.3</b>	0.0	0.0	<b>0.0</b>	0.0	0.8	<b>0.0</b>
Hard to say	0.7	0.2	<b>0.0</b>	2.0	0.5	<b>1.5</b>	2.6	0.0	<b>0.0</b>	1.1	1.5	<b>0.6</b>
	<b>AGE</b>											
	18-24		25-29		30-39		40-49		50-59		60+	
	2023	2024	2023	2024	2023	2024	2023	2024	2023	2024	2023	2024
More than once a week	2.8	<b>0.0</b>	7.0	<b>4.8</b>	4.0	<b>1.9</b>	4.3	<b>6.3</b>	8.5	<b>5.4</b>	8.5	<b>7.1</b>
Once a week	19.4	<b>21.3</b>	19.7	<b>11.1</b>	18.3	<b>21.0</b>	23.0	<b>23.8</b>	26.0	<b>29.2</b>	31.5	<b>32.6</b>
Once a month	15.3	<b>16.4</b>	18.3	<b>22.2</b>	21.8	<b>15.2</b>	18.2	<b>14.8</b>	15.5	<b>16.2</b>	17.6	<b>18.8</b>
On religious holidays	51.4	<b>47.5</b>	43.7	<b>52.4</b>	47.0	<b>47.1</b>	46.5	<b>44.4</b>	38.5	<b>39.5</b>	35.9	<b>33.2</b>
Once a year	6.9	<b>11.5</b>	2.8	<b>7.9</b>	5.4	<b>10.0</b>	5.9	<b>6.3</b>	8.0	<b>7.6</b>	3.2	<b>4.7</b>
Less than once a year	2.8	<b>1.6</b>	8.5	<b>1.6</b>	3.5	<b>3.3</b>	0.5	<b>3.2</b>	2.0	<b>1.6</b>	1.8	<b>2.9</b>
Never, almost never	1.4	<b>0.0</b>	0.0	<b>0.0</b>	0.0	<b>0.0</b>	0.5	<b>0.0</b>	0.5	<b>0.0</b>	0.6	<b>0.3</b>
Other	0.0	<b>0.0</b>	0.0	<b>0.0</b>	0.0	<b>0.0</b>	0.5	<b>0.0</b>	0.5	<b>0.5</b>	0.0	<b>0.0</b>
Hard to say	0.0	<b>1.6</b>	0.0	<b>0.0</b>	0.0	<b>1.4</b>	0.5	<b>1.1</b>	0.5	<b>0.0</b>	0.9	<b>0.3</b>

<b>HOW OFTEN DO YOU ATTEND RELIGIOUS SERVICES, MEETINGS, MINISTRIES?</b>														
% of those who attend religious services, meetings, ministries (continued)														
	<b>CONFESSIONAL AND CHURCH IDENTITY</b>													
	OCU					UOC-MP								
	2019	2021	2022	2023	2024	2019	2021	2022	2023	2023				
More than once a week	3.6	3.4	3.2	4.4	<b>3.5</b>	2.6	6.5	5.0	8.3	<b>6.0</b>				
Once a week	20.8	10.1	20.9	19.2	<b>17.2</b>	15.1	18.9	25.0	34.5	<b>34.5</b>				
Once a month	20.8	23.8	13.0	18.5	<b>16.1</b>	26.3	25.4	17.0	17.9	<b>22.6</b>				
On religious holidays	49.5	50.9	50.4	48.7	<b>51.7</b>	45.4	38.4	47.0	34.5	<b>31.0</b>				
Once a year	3.1	8.8	6.8	5.5	<b>8.7</b>	2.6	8.6	4.0	2.4	<b>4.8</b>				
Less than once a year	2.1	1.8	2.4	2.7	<b>2.0</b>	1.3	1.6	0.0	1.2	<b>1.2</b>				
Never, almost never	0.0	0.6	0.4	0.7	<b>0.2</b>	2.6	0.0	1.0	0.0	<b>0.0</b>				
Other	0.0	0.3	0.0	0.2	<b>0.2</b>	2.0	0.5	0.0	0.0	<b>0.0</b>				
Hard to say	0.0	0.3	2.8	0.2	<b>0.4</b>	2.0	0.0	1.0	1.2	<b>0.0</b>				
	<b>CONFESSIONAL AND CHURCH IDENTITY</b>													
	Just Orthodox					UGCC					Just Christians			
	2019	2021	2022	2023	2024	2019	2021	2022	2023	2024	2019	2020	2021	2024
More than once a week	2.7	0.6	3.7	0.0	<b>0.0</b>	8.7	3.6	10.3	11.9	<b>9.0</b>	1.9	0.0	6.9	<b>0.0</b>
Once a week	9.4	4.9	10.6	10.8	<b>10.3</b>	34.7	30.2	39.7	42.4	<b>48.0</b>	5.8	6.8	15.5	<b>9.0</b>
Once a month	15.4	17.1	14.9	13.3	<b>24.1</b>	27.7	31.4	23.7	21.9	<b>16.3</b>	11.5	10.2	22.4	<b>20.9</b>
On religious holidays	63.8	52.4	60.2	63.9	<b>46.6</b>	25.4	32.5	25.8	21.0	<b>24.0</b>	69.2	73.9	39.7	<b>53.7</b>
Once a year	6.4	18.3	6.2	7.2	<b>10.3</b>	2.9	2.4	0.5	2.4	<b>1.8</b>	5.8	5.7	6.9	<b>10.4</b>
Less than once a year	1.7	6.1	3.1	3.6	<b>7.8</b>	0.0	0.0	0.0	0.5	<b>0.5</b>	5.8	1.1	6.6	<b>4.5</b>
Never, almost never	0.0	0.0	0.6	1.2	<b>0.0</b>	0.0	0.0	0.0	0.0	<b>0.0</b>	0.0	1.1	0.0	<b>0.0</b>
Other	0.0	0.6	0.0	0.0	<b>0.0</b>	0.0	0.0	0.0	0.0	<b>0.0</b>	0.0	0.0	0.0	<b>0.0</b>
Hard to say	0.7	0.0	0.6	0.0	<b>0.9</b>	0.6	0.0	0.0	0.0	<b>0.5</b>	0.0	1.1	1.7	<b>1.5</b>

### DID YOU ATTEND THE SERVICE LAST SUNDAY (SATURDAY, FRIDAY)?

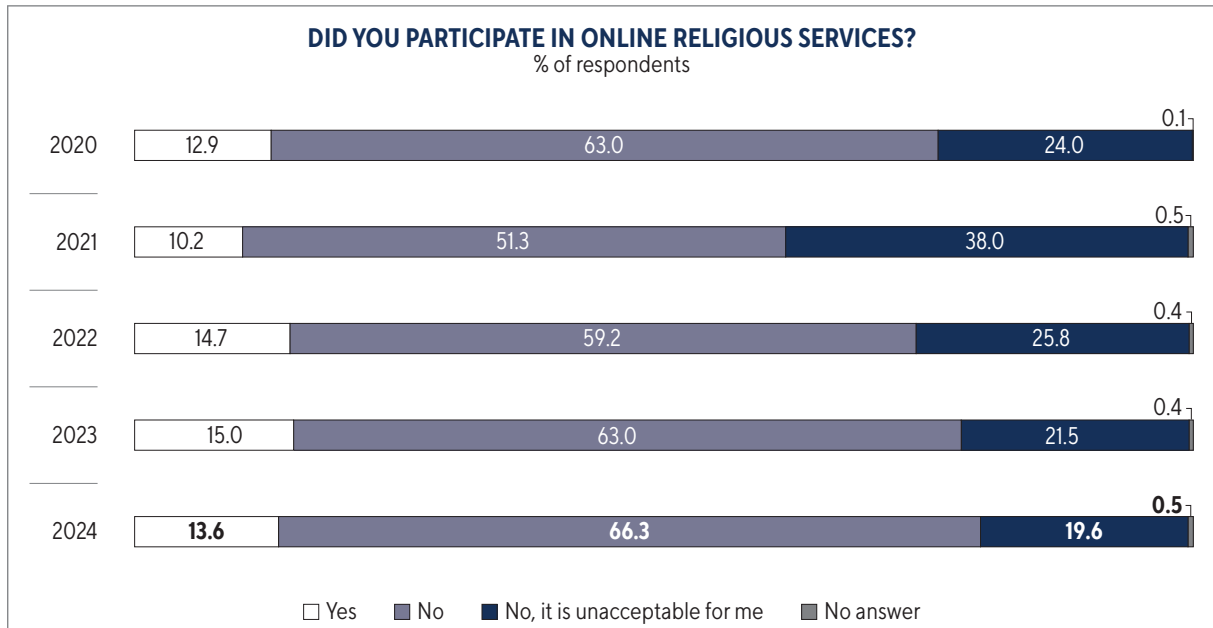
% of respondents

#### UKRAINE



	REGIONS							
	West				Centre			
	2021	2022	2023	2024	2021	2022	2023	2024
Yes	38.7	45.8	47.1	<b>43.6</b>	17.7	15.7	15.2	<b>15.7</b>
No	60.9	54.1	52.3	<b>54.9</b>	82.3	83.7	83.1	<b>80.7</b>
No answer	0.4	0.2	0.6	<b>1.5</b>	0.0	0.6	1.8	<b>3.6</b>
	South				East			
	2021	2022	2023	2024	2021	2022	2023	2024
	10.8	14.9	19.7	<b>10.9</b>	13.6	17.6	8.7	<b>13.9</b>
No	88.3	85.1	79.5	<b>87.0</b>	85.4	81.9	90.3	<b>84.9</b>
No answer	0.8	0.0	0.9	<b>2.1</b>	0.9	0.5	1.0	<b>1.2</b>

<b>DID YOU ATTEND THE SERVICE LAST SUNDAY (SATURDAY, FRIDAY)?</b>												
% of respondents												
(continued)												
	<b>CONFESSIONAL AND CHURCH IDENTITY</b>											
	OCU				UOC-MP				Just Orthodox			
	2021	2022	2023	2024	2021	2022	2023	2024	2021	2022	2023	2024
Yes	25.1	22.9	24.5	<b>23.1</b>	38.5	35.9	34.5	<b>49.1</b>	9.3	11.7	7.1	<b>8.7</b>
No	74.3	76.8	74.2	<b>73.9</b>	60.7	62.6	65.5	<b>48.2</b>	90.5	87.8	91.0	<b>88.4</b>
No answer	0.6	0.3	1.3	<b>2.9</b>	0.8	1.5	0.0	<b>2.7</b>	0.3	0.5	2.0	<b>2.9</b>
	<b>CONFESSIONAL AND CHURCH IDENTITY</b>											
	UGCC				Just Christians				I do not belong to any religion			
	2021	2022	2023	2024	2021	2022	2023	2024	2021	2022	2023	2024
Yes	42.5	55.1	58.6	<b>58.8</b>	17.4	14.3	8.3	<b>5.0</b>	1.1	0.8	1.8	<b>0.5</b>
No	57.5	44.9	40.5	<b>40.4</b>	82.6	85.7	90.4	<b>93.5</b>	98.7	98.7	97.0	<b>96.8</b>
No answer	0.0	0.0	0.9	<b>0.8</b>	0.0	0.0	1.3	<b>1.5</b>	0.3	0.4	1.1	<b>2.7</b>
	<b>AGE</b>											
	18-24			25-29			30-39					
	2022	2023	2024	2022	2023	2024	2022	2023	2024			
Yes	15.4	12.0	<b>13.5</b>	17.7	20.4	<b>17.3</b>	21.1	17.5	<b>17.9</b>			
No	84.0	87.4	<b>83.0</b>	82.3	79.6	<b>80.0</b>	78.4	82.0	<b>80.6</b>			
No answer	0.6	0.6	<b>3.5</b>	0.0	0.0	<b>2.7</b>	0.5	0.5	<b>1.4</b>			
	<b>AGE</b>											
	40-49			50-59			60+					
	2022	2023	2024	2022	2023	2024	2022	2023	2024			
Yes	22.2	18.9	<b>18.2</b>	23.7	27.2	<b>22.3</b>	31.9	30.5	<b>31.0</b>			
No	77.5	80.3	<b>78.6</b>	75.1	71.6	<b>75.9</b>	68.1	67.1	<b>66.6</b>			
No answer	0.3	0.8	<b>3.3</b>	1.2	1.2	<b>1.8</b>	0.0	2.4	<b>2.4</b>			

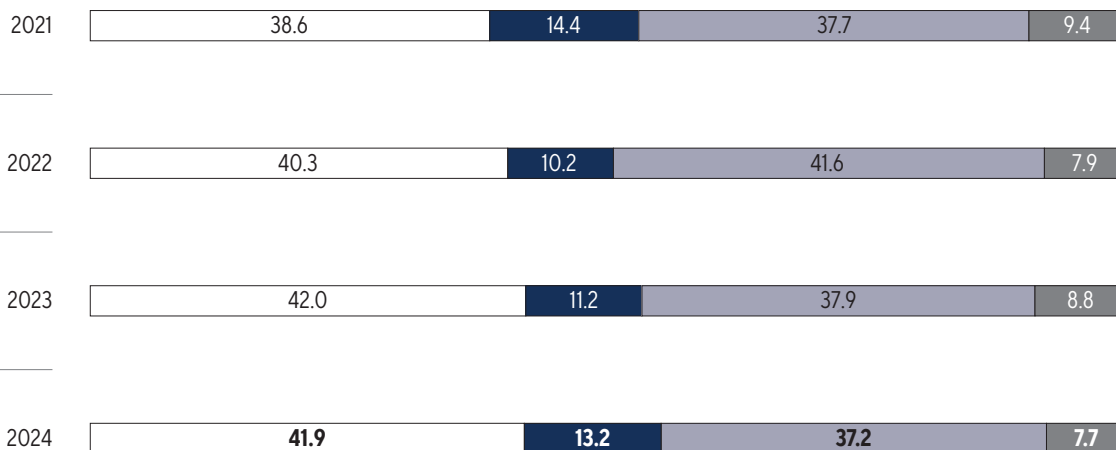


	REGIONS																	
	West				Centre				South				East					
	2021	2022	2023	2024	2021	2022	2023	2024	2021	2022	2023	2024	2021	2022	2023	2024		
Yes	24.7	34.9	35.3	<b>26.4</b>	7.0	6.4	5.3	<b>10.3</b>	5.4	8.7	13.2	<b>11.3</b>	3.8	8.3	9.7	<b>5.2</b>		
No	55.3	53.7	52.1	<b>65.4</b>	53.7	68.8	72.9	<b>68.6</b>	34.2	45.7	48.7	<b>53.1</b>	51.8	52.9	64.9	<b>70.6</b>		
No, it is unacceptable for me	19.3	11.3	12.1	<b>8.2</b>	39.0	24.4	21.4	<b>20.4</b>	59.2	45.2	37.2	<b>35.1</b>	43.9	38.2	25.2	<b>23.5</b>		
No answer	0.6	0.2	0.6	<b>0.0</b>	0.3	0.3	0.4	<b>0.7</b>	1.3	0.5	0.9	<b>0.4</b>	0.6	0.5	0.2	<b>0.7</b>		
	AGE																	
	18-24		25-29		30-39		40-49		50-59		60+							
	2023	2024	2023	2024	2023	2024	2023	2024	2023	2024	2023	2024						
Yes	9.1	<b>7.6</b>	10.2	<b>14.7</b>	17.2	<b>12.9</b>	15.6	<b>16.8</b>	15.6	<b>15.9</b>	15.6	<b>12.0</b>						
No	68.6	<b>69.4</b>	69.4	<b>66.0</b>	60.0	<b>68.1</b>	64.2	<b>64.6</b>	61.6	<b>64.0</b>	62.2	<b>66.7</b>						
No, it is unacceptable for me	22.3	<b>22.9</b>	20.4	<b>19.3</b>	22.3	<b>18.5</b>	19.7	<b>17.8</b>	22.2	<b>19.5</b>	21.7	<b>20.9</b>						
No answer	0.0	<b>0.0</b>	0.0	<b>0.0</b>	0.5	<b>0.5</b>	0.5	<b>0.8</b>	0.6	<b>0.6</b>	0.5	<b>0.3</b>						
	CONFESSIONAL AND CHURCH IDENTITY																	
	OCU			UOC-MP			Just Orthodox			UGCC			Just Christians			I do not belong to any religion		
	2022	2023	2024	2022	2023	2024	2022	2023	2024	2022	2023	2024	2022	2023	2024	2022	2023	2024
Yes	12.9	14.1	<b>15.3</b>	15.2	18.3	<b>16.1</b>	2.9	6.3	<b>4.3</b>	52.4	46.8	<b>34.0</b>	10.3	4.4	<b>6.5</b>	0.4	4.1	<b>2.7</b>
No	66.8	67.9	<b>70.0</b>	61.4	61.7	<b>58.0</b>	59.0	68.1	<b>74.5</b>	41.7	46.8	<b>60.2</b>	52.9	55.5	<b>65.8</b>	58.7	66.8	<b>61.6</b>
No, it is unacceptable for me	19.9	17.5	<b>14.3</b>	23.5	20.0	<b>25.9</b>	37.6	24.8	<b>20.9</b>	5.8	6.3	<b>5.4</b>	36.8	39.7	<b>27.1</b>	40.0	28.8	<b>35.5</b>
No answer	0.4	0.6	<b>0.4</b>	0.0	0.0	<b>0.0</b>	0.5	0.8	<b>0.4</b>	0.0	0.0	<b>0.4</b>	0.0	0.4	<b>0.5</b>	0.9	0.4	<b>0.3</b>

**Currently the Church is actively using the latest information technologies (social media, «church in a smartphone», etc.)**  
**HOW DO YOU FEEL ABOUT THAT?**

% of respondents

**UKRAINE**



□ Positive ■ Negative ▒ Indifferent ▒ Hard to say

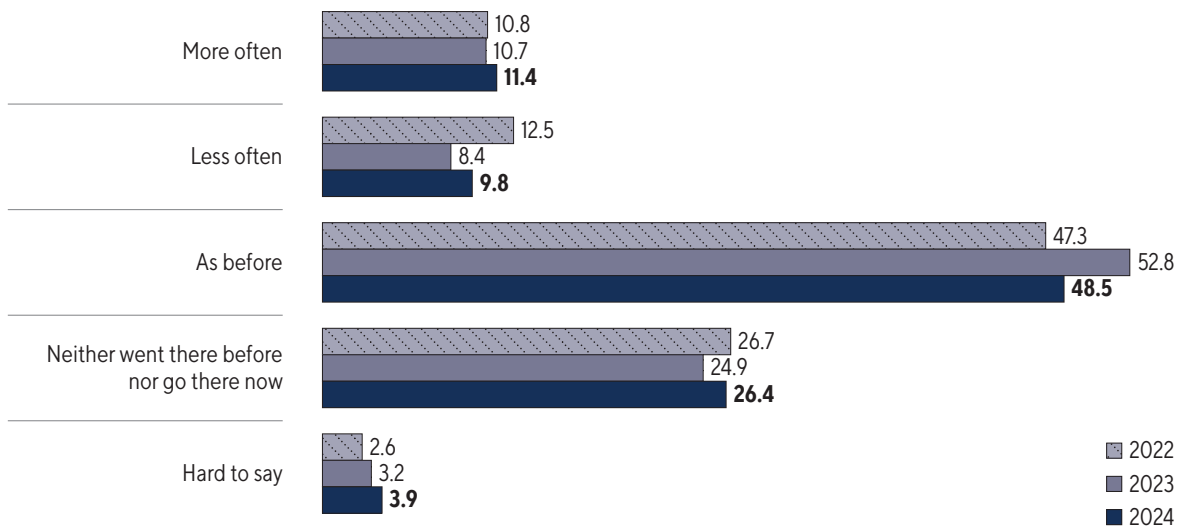
	REGIONS																	
	West			Centre			South			East								
	2022	2023	2024	2022	2023	2024	2022	2023	2024	2022	2023	2024						
Positive	57.1	57.0	<b>57.8</b>	34.9	36.9	<b>32.7</b>	35.3	38.0	<b>55.0</b>	32.1	35.1	<b>33.0</b>						
Negative	8.3	13.1	<b>5.9</b>	11.5	10.0	<b>17.5</b>	12.1	12.0	<b>11.3</b>	9.1	11.4	<b>14.9</b>						
Indifferent	26.2	25.0	<b>28.3</b>	44.2	40.9	<b>41.0</b>	48.8	42.7	<b>27.5</b>	52.9	45.5	<b>46.2</b>						
Hard to say	8.3	4.9	<b>8.0</b>	9.4	12.1	<b>8.9</b>	3.9	7.3	<b>6.3</b>	5.9	7.9	<b>5.9</b>						
	AGE																	
	18-24		25-29		30-39		40-49		50-59		60+							
	2023	2024	2023	2024	2023	2024	2023	2024	2023	2024	2023	2024						
Positive	42.3	<b>37.6</b>	44.9	<b>47.0</b>	43.9	<b>45.2</b>	41.2	<b>42.4</b>	44.9	<b>44.7</b>	38.7	<b>37.3</b>						
Negative	6.9	<b>8.2</b>	10.2	<b>10.1</b>	7.5	<b>11.2</b>	10.2	<b>11.9</b>	13.8	<b>12.3</b>	14.7	<b>18.3</b>						
Indifferent	45.1	<b>48.8</b>	37.4	<b>37.6</b>	39.8	<b>34.7</b>	41.5	<b>38.6</b>	32.3	<b>36.6</b>	35.4	<b>34.9</b>						
Hard to say	5.7	<b>5.3</b>	7.5	<b>5.4</b>	8.7	<b>8.9</b>	7.0	<b>7.0</b>	9.0	<b>6.3</b>	11.1	<b>9.4</b>						
	CONFESSIONAL AND CHURCH IDENTITY																	
	OCU			UOC-MP			Just Orthodox			UGCC			Just Christians			I do not belong to any religion		
	2022	2023	2024	2022	2023	2024	2022	2023	2024	2022	2023	2024	2022	2023	2024	2022	2023	2024
Positive	45.1	47.5	<b>48.8</b>	48.1	43.5	<b>39.3</b>	30.3	34.6	<b>27.8</b>	72.8	66.2	<b>67.9</b>	25.7	29.8	<b>34.2</b>	9.4	20.6	<b>20.7</b>
Negative	10.1	12.8	<b>12.9</b>	14.5	19.1	<b>22.3</b>	12.8	11.8	<b>15.9</b>	3.4	12.2	<b>6.3</b>	16.6	5.7	<b>14.1</b>	5.1	7.0	<b>14.8</b>
Indifferent	36.4	30.9	<b>29.7</b>	30.5	27.8	<b>28.6</b>	48.8	43.7	<b>46.6</b>	17.0	15.3	<b>18.3</b>	48.0	52.6	<b>46.2</b>	79.6	64.7	<b>58.6</b>
Hard to say	8.4	8.8	<b>8.6</b>	6.9	9.6	<b>9.8</b>	8.1	9.8	<b>9.7</b>	6.8	6.3	<b>7.5</b>	9.7	11.8	<b>5.5</b>	6.0	7.7	<b>5.9</b>



**AFTER THE OUTBREAK OF RUSSIA'S FULL-SCALE WAR AGAINST UKRAINE (24 February 2022)  
COMPARED TO THE «PRE-WAR» TIME, DO YOU...**

% of respondents

Go to church (house of prayer)?



	REGIONS											
	West		Centre		South		East					
	2023	2024	2023	2024	2023	2024	2023	2024	2023	2024		
More often	16.6	<b>17.0</b>	10.2	<b>10.4</b>	10.3	<b>4.6</b>	4.0	<b>10.1</b>				
Less often	5.4	<b>7.4</b>	6.9	<b>8.9</b>	12.8	<b>13.8</b>	13.1	<b>12.5</b>				
As before	62.5	<b>60.4</b>	51.8	<b>46.9</b>	44.0	<b>39.3</b>	47.3	<b>42.4</b>				
Neither went there before nor go there now	13.2	<b>11.2</b>	27.9	<b>29.9</b>	27.4	<b>38.1</b>	32.7	<b>31.8</b>				
Hard to say	2.2	<b>4.0</b>	3.2	<b>4.0</b>	5.6	<b>4.2</b>	3.0	<b>3.3</b>				

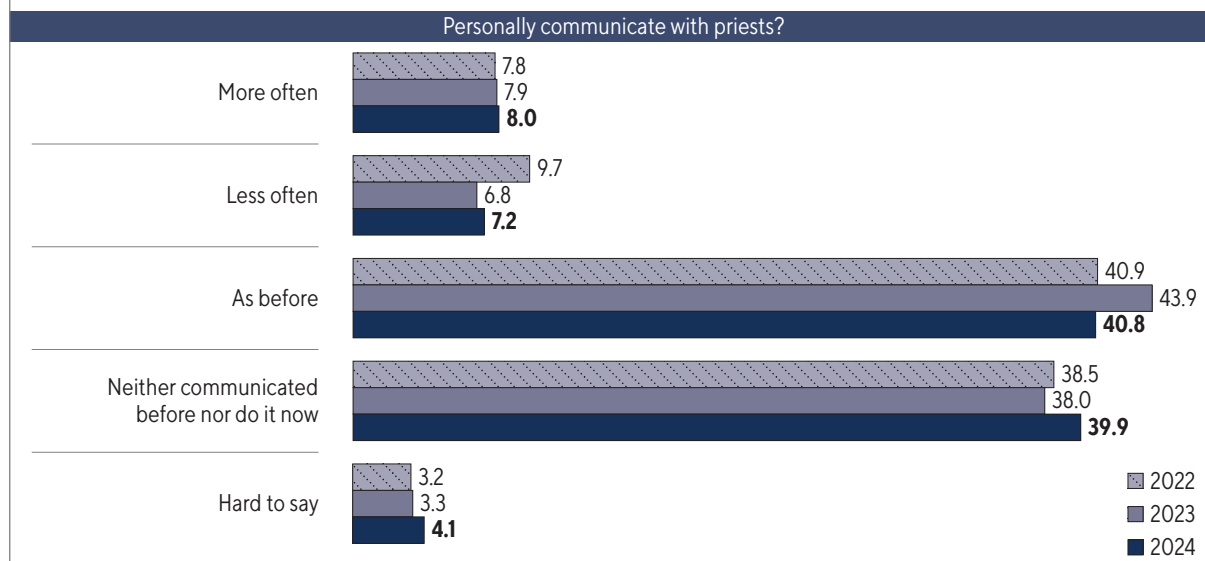
	AGE											
	18-24		25-29		30-39		40-49		50-59		60+	
	2023	2024	2023	2024	2023	2024	2023	2024	2023	2024	2023	2024
More often	5.7	<b>7.6</b>	9.5	<b>11.4</b>	7.5	<b>11.8</b>	10.8	<b>9.2</b>	10.5	<b>12.0</b>	14.9	<b>13.2</b>
Less often	5.1	<b>6.4</b>	8.8	<b>9.4</b>	9.0	<b>8.9</b>	8.4	<b>9.2</b>	8.1	<b>10.8</b>	9.2	<b>11.5</b>
As before	43.2	<b>38.6</b>	49.7	<b>42.3</b>	55.2	<b>47.5</b>	51.4	<b>49.5</b>	60.2	<b>52.6</b>	51.3	<b>50.9</b>
Neither went there before nor go there now	41.5	<b>42.1</b>	29.9	<b>34.2</b>	25.1	<b>28.1</b>	25.9	<b>27.0</b>	18.6	<b>21.3</b>	21.5	<b>21.0</b>
Hard to say	4.5	<b>5.3</b>	2.0	<b>2.7</b>	3.2	<b>3.8</b>	3.5	<b>5.1</b>	2.7	<b>3.3</b>	3.1	<b>3.4</b>

	CONFESSIONAL AND CHURCH IDENTITY																	
	OCU			UOC-MP			Just Orthodox			UGCC			Just Christians			I do not belong to any religion		
	2022	2023	2024	2022	2023	2024	2022	2023	2024	2022	2023	2024	2022	2023	2024	2022	2023	2024
More often	11.9	12.8	<b>14.0</b>	14.4	18.3	<b>27.7</b>	7.3	4.3	<b>5.1</b>	16.2	21.2	<b>20.9</b>	5.2	6.1	<b>3.0</b>	0.4	0.0	<b>0.0</b>
Less often	13.9	10.4	<b>12.4</b>	17.4	10.4	<b>12.5</b>	13.1	11.8	<b>14.8</b>	15.2	8.6	<b>7.9</b>	13.8	5.3	<b>12.6</b>	2.6	1.1	<b>1.6</b>
As before	56.1	61.7	<b>59.7</b>	56.1	59.1	<b>54.5</b>	47.0	49.4	<b>46.9</b>	65.2	65.8	<b>67.8</b>	32.2	41.2	<b>42.7</b>	13.2	24.6	<b>15.3</b>
Neither went there before nor go there now	15.7	12.4	<b>10.8</b>	9.8	11.3	<b>5.4</b>	30.3	31.4	<b>30.0</b>	2.5	1.8	<b>2.1</b>	46.0	43.9	<b>35.2</b>	78.3	68.4	<b>76.3</b>
Hard to say	2.5	2.7	<b>3.1</b>	2.3	0.9	<b>0.0</b>	2.3	3.1	<b>3.2</b>	1.0	2.7	<b>1.3</b>	2.9	3.5	<b>6.5</b>	5.5	5.9	<b>6.7</b>

### AFTER THE OUTBREAK OF RUSSIA'S FULL-SCALE WAR AGAINST UKRAINE (24 February 2022) COMPARED TO THE «PRE-WAR» TIME, DO YOU...

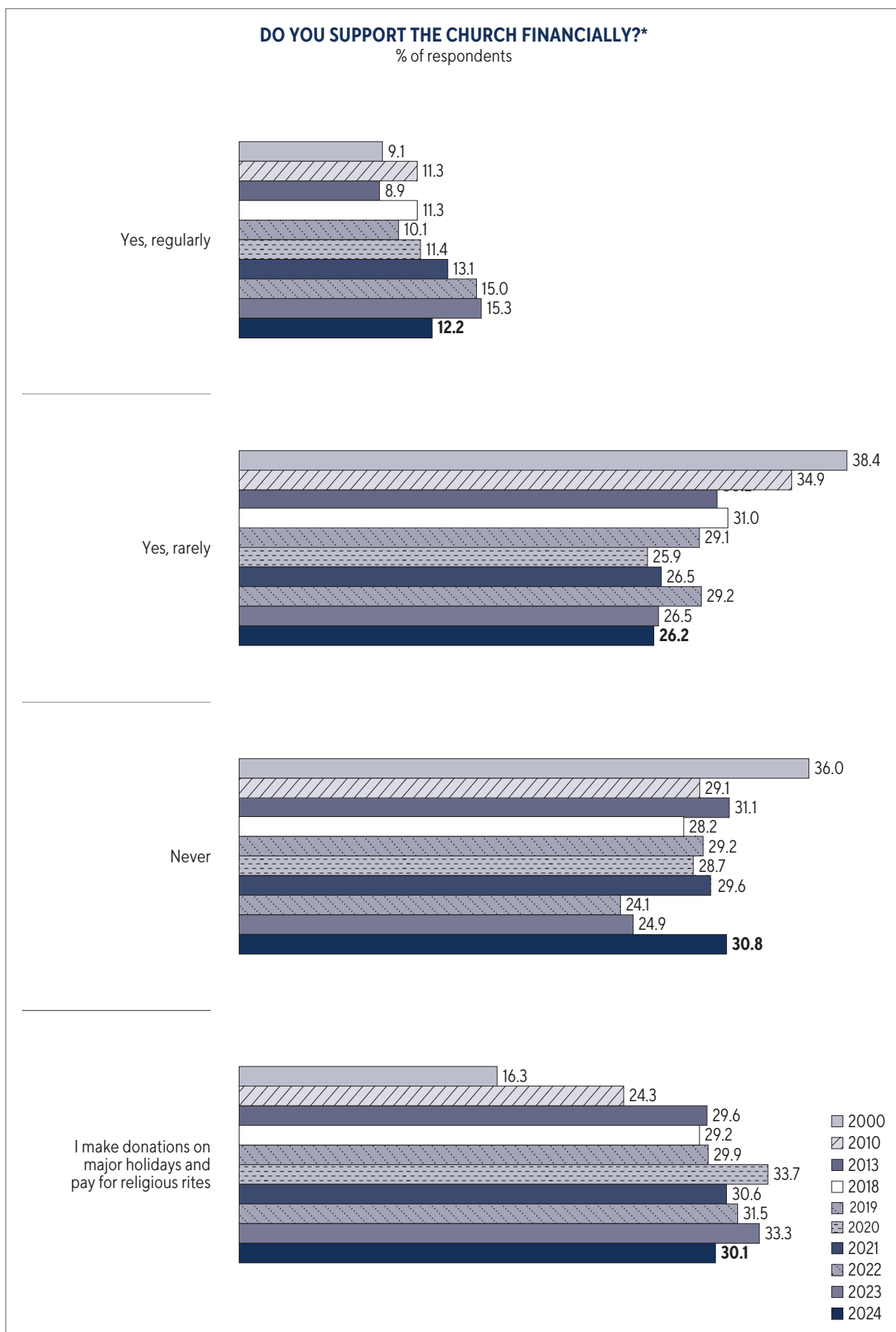
% of respondents



	REGIONS							
	West		Centre		South		East	
	2023	2024	2023	2024	2023	2024	2023	2024
More often	9.7	<b>11.6</b>	8.6	<b>8.2</b>	8.1	<b>3.8</b>	4.2	5.6
Less often	5.2	<b>4.6</b>	5.2	<b>6.1</b>	12.3	<b>9.7</b>	9.4	11.3
As before	54.1	<b>56.5</b>	41.2	<b>37.6</b>	31.9	<b>26.1</b>	42.8	35.8
Neither communicated before nor do it now	26.7	<b>23.8</b>	42.2	<b>43.2</b>	44.3	<b>55.5</b>	40.6	44.7
Hard to say	4.3	<b>3.6</b>	2.8	<b>4.9</b>	3.4	<b>5.0</b>	3.0	2.6

	AGE											
	18-24		25-29		30-39		40-49		50-59		60+	
	2023	2024	2023	2024	2023	2024	2023	2024	2023	2024	2023	2024
More often	5.2	<b>7.6</b>	4.1	<b>8.0</b>	6.3	<b>8.9</b>	8.4	<b>5.4</b>	5.4	<b>8.7</b>	12.1	<b>8.6</b>
Less often	3.4	<b>3.5</b>	8.8	<b>6.0</b>	6.3	<b>6.0</b>	5.9	<b>6.5</b>	7.5	<b>6.9</b>	7.9	<b>10.4</b>
As before	29.3	<b>29.8</b>	43.9	<b>35.3</b>	42.0	<b>34.1</b>	42.4	<b>42.4</b>	50.9	<b>45.9</b>	46.3	<b>46.2</b>
Neither communicated before nor do it now	59.8	<b>55.0</b>	39.2	<b>48.0</b>	41.5	<b>45.6</b>	40.0	<b>41.9</b>	32.9	<b>35.1</b>	30.6	<b>30.7</b>
Hard to say	2.3	<b>4.1</b>	4.1	<b>2.7</b>	3.9	<b>5.5</b>	3.2	<b>3.8</b>	3.3	<b>3.3</b>	3.1	<b>4.1</b>

	CONFESSIONAL AND CHURCH IDENTITY																	
	OCU			UOC-MP			Just Orthodox			UGCC			Just Christians			I do not belong to any religion		
	2022	2023	2024	2022	2023	2024	2022	2023	2024	2022	2023	2024	2022	2023	2024	2022	2023	2024
More often	8.9	10.2	<b>10.1</b>	9.2	7.8	<b>13.5</b>	1.8	4.3	<b>2.5</b>	12.6	12.2	<b>15.0</b>	6.3	4.4	<b>2.0</b>	0.4	0.4	<b>0.3</b>
Less often	13.4	8.7	<b>10.1</b>	10.7	7.0	<b>12.6</b>	8.1	8.2	<b>9.4</b>	9.7	6.3	<b>5.4</b>	8.6	5.7	<b>5.5</b>	2.1	1.1	<b>1.9</b>
As before	48.6	51.6	<b>51.3</b>	56.5	67.8	<b>54.1</b>	34.5	37.3	<b>32.1</b>	62.1	55.4	<b>64.6</b>	22.9	27.6	<b>28.1</b>	11.1	16.9	<b>10.8</b>
Neither communicated before nor do it now	25.6	27.1	<b>23.9</b>	22.9	14.8	<b>19.8</b>	52.2	47.1	<b>51.3</b>	12.6	18.9	<b>12.9</b>	61.1	60.5	<b>58.8</b>	82.1	77.2	<b>83.1</b>
Hard to say	3.5	2.3	<b>4.6</b>	0.8	2.6	<b>0.0</b>	3.4	3.1	<b>4.7</b>	2.9	7.2	<b>2.1</b>	1.1	1.8	<b>5.5</b>	4.3	4.4	<b>4.0</b>



\* The diagram does not include the share of those who did not answer because of their small number.

<b>DO YOU SUPPORT THE CHURCH FINANCIALLY?</b>												
% of respondents												
(continued)												
	<b>REGIONS</b>											
	West			Centre			South			East		
	2022	2023	2024	2022	2023	2024	2022	2023	2024	2022	2023	2024
Yes, regularly	31.5	33.1	<b>23.2</b>	9.2	10.8	<b>9.0</b>	7.7	6.0	<b>4.2</b>	9.0	6.7	<b>9.4</b>
Yes, rarely	35.4	30.5	<b>35.8</b>	27.3	24.9	<b>21.8</b>	26.4	28.6	<b>23.0</b>	26.4	23.0	<b>24.6</b>
Never	12.7	14.6	<b>17.9</b>	22.6	25.4	<b>32.3</b>	35.6	24.4	<b>34.3</b>	36.7	37.9	<b>42.0</b>
I make donations on major holidays and pay for religious rites	20.3	21.9	<b>23.0</b>	40.7	38.8	<b>35.9</b>	30.3	41.0	<b>38.5</b>	27.6	32.4	<b>22.8</b>
Did not answer	0.0	–	<b>0.0</b>	0.2	–	<b>1.0</b>	0.0	–	<b>0.0</b>	0.2	–	<b>1.2</b>
	<b>AGE</b>											
	18-24		25-29		30-39		40-49		50-59		60+	
	2023	2024	2023	2024	2023	2024	2023	2024	2023	2024	2023	2024
Yes, regularly	11.4	<b>5.2</b>	11.6	<b>7.3</b>	11.1	<b>11.2</b>	15.1	<b>9.5</b>	18.6	<b>16.5</b>	18.6	<b>15.4</b>
Yes, rarely	26.3	<b>21.5</b>	26.5	<b>25.3</b>	26.4	<b>24.9</b>	23.8	<b>27.4</b>	29.1	<b>24.9</b>	26.8	<b>28.6</b>
Never	42.9	<b>50.0</b>	32.7	<b>40.0</b>	25.7	<b>33.3</b>	24.3	<b>30.6</b>	17.7	<b>26.7</b>	21.4	<b>23.7</b>
I make donations on major holidays and pay for religious rites	19.4	<b>22.7</b>	29.3	<b>27.3</b>	36.8	<b>30.4</b>	36.8	<b>32.0</b>	34.5	<b>31.5</b>	33.2	<b>30.7</b>
Did not answer	–	<b>0.6</b>	–	<b>0.0</b>	–	<b>0.2</b>	–	<b>0.5</b>	–	<b>0.3</b>	–	<b>1.5</b>
	<b>CONFESSIONAL AND CHURCH IDENTITY</b>											
	OCU				UOC-MP				Just Orthodox			
	2020	2022	2023	2024	2020	2022	2023	2024	2020	2022	2023	2024
Yes, regularly	15.7	14.7	16.3	<b>12.8</b>	12.5	17.4	19.1	<b>18.9</b>	3.3	4.4	5.5	<b>5.4</b>
Yes, rarely	36.8	37.3	31.9	<b>32.5</b>	31.1	28.8	35.7	<b>37.8</b>	21.1	26.9	25.2	<b>17.6</b>
Never	13.3	12.7	12.8	<b>16.3</b>	7.0	8.3	15.7	<b>5.4</b>	34.7	29.2	24.4	<b>31.7</b>
I make donations on major holidays and pay for religious rites	33.9	35.3	39.0	<b>37.2</b>	49.1	43.9	29.6	<b>37.8</b>	40.7	39.4	44.9	<b>45.0</b>
Did not answer	–	0.0	–	<b>1.3</b>	–	1.5	–	<b>0.0</b>	–	0.0	–	<b>0.4</b>
	UGCC				Just Christians				I do not belong to any religion			
	2020	2022	2023	2024	2020	2022	2023	2024	2020	2022	2023	2024
	43.5	39.5	42.8	<b>30.0</b>	2.2	5.2	5.3	<b>4.5</b>	0.3	0.4	0.7	<b>0.0</b>
Yes, rarely	38.9	42.4	36.9	<b>43.3</b>	24.7	19.0	16.7	<b>19.2</b>	3.9	6.4	7.0	<b>9.7</b>
Never	3.6	2.0	4.5	<b>9.2</b>	27.5	36.8	34.2	<b>41.9</b>	81.5	76.3	76.0	<b>78.0</b>
I make donations on major holidays and pay for religious rites	14.0	16.1	15.8	<b>17.5</b>	45.5	39.1	43.9	<b>33.8</b>	13.6	16.9	16.2	<b>12.1</b>
Did not answer	–	–	–	<b>0.0</b>	–	0.0	–	<b>0.5</b>	–	0.3	–	<b>0.3</b>

<b>WHAT IS THE PURPOSE OF YOU ATTENDING RELIGIOUS SERVICES, MEETINGS, MINISTRIES?*</b>												
% of those who attend religious services, meetings, ministries												
	UKRAINE				West	Centre	South	East				
	2021	2022	2023	2024								
Communication with God	48.5	53.7	50.6	<b>47.6</b>	52.9	42.6	43.7	48.2				
Participation in prayers, religious rites	47.8	50.9	45.1	<b>45.5</b>	51.0	38.6	53.5	44.4				
Religious service helps me calm down and forget about everyday worries	29.9	34.9	35.1	<b>34.5</b>	36.4	31.2	34.7	37.9				
I want to listen to a sermon	31.2	35.2	34.1	<b>33.0</b>	39.4	28.0	31.9	29.2				
Service helps me address burdensome moral issues	25.5	24.2	30.4	<b>29.6</b>	28.2	28.5	30.6	34.5				
I want to stay among like-minded people and those who I like	17.5	19.6	14.3	<b>23.4</b>	25.5	20.7	27.8	23.2				
I have done so all my life	16.7	13.7	15.5	<b>15.6</b>	13.3	18.6	12.5	16.0				
Religious community gives me some help or support	3.1	4.3	3.2	<b>4.0</b>	1.2	3.8	4.2	11.3				
Other	3.0	0.3	0.0	<b>0.5</b>	0.0	1.3	0.0	0.0				
Hard to say	1.5	0.5	0.8	<b>2.1</b>	0.5	3.8	1.4	2.4				
AGE												
	18-24		25-29		30-39		40-49		50-59		60+	
	2023	2024	2023	2024	2023	2024	2023	2024	2023	2024	2023	2024
Communication with God	52.7	<b>41.0</b>	45.3	<b>38.1</b>	50.5	<b>42.4</b>	49.0	<b>41.8</b>	50.8	<b>51.6</b>	62.0	<b>54.8</b>
Participation in prayers, religious rites	46.6	<b>45.2</b>	48.4	<b>38.1</b>	45.0	<b>40.3</b>	52.1	<b>42.3</b>	54.7	<b>48.4</b>	53.5	<b>50.4</b>
Religious service helps me calm down and forget about everyday worries	30.1	<b>31.1</b>	32.3	<b>25.0</b>	36.2	<b>31.4</b>	32.8	<b>31.7</b>	32.6	<b>34.6</b>	37.8	<b>35.6</b>
I want to listen to a sermon	37.0	<b>14.8</b>	21.5	<b>23.8</b>	31.2	<b>24.2</b>	32.5	<b>16.4</b>	35.8	<b>24.9</b>	41.2	<b>27.6</b>
Service helps me address burdensome moral issues	26.0	<b>35.5</b>	24.6	<b>22.2</b>	23.3	<b>31.0</b>	26.8	<b>32.3</b>	24.4	<b>30.4</b>	23.1	<b>27.4</b>
I want to stay among like-minded people and those who I like	19.2	<b>23.0</b>	10.8	<b>25.4</b>	17.0	<b>31.9</b>	19.6	<b>35.4</b>	18.2	<b>38.4</b>	23.6	<b>37.4</b>
I have done so all my life	15.1	<b>4.8</b>	16.9	<b>1.6</b>	11.9	<b>4.8</b>	14.4	<b>0.5</b>	12.4	<b>3.8</b>	14.1	<b>5.9</b>
Religious community gives me some help or support	8.2	<b>13.1</b>	1.5	<b>20.6</b>	4.1	<b>13.8</b>	3.1	<b>20.1</b>	3.6	<b>15.2</b>	4.9	<b>14.1</b>
Other	0.0	<b>1.6</b>	1.5	<b>1.6</b>	0.5	<b>1.4</b>	0.5	<b>0.0</b>	0.0	<b>0.0</b>	0.0	<b>0.0</b>
Hard to say	0.0	<b>3.3</b>	0.0	<b>3.1</b>	1.4	<b>1.0</b>	0.0	<b>2.6</b>	0.5	<b>1.6</b>	0.3	<b>2.3</b>
CONFESSIONAL AND CHURCH IDENTITY												
	OCU				UOC-MP							
	2021	2022	2023	2024	2021	2022	2023	2024				
Communication with God	49.8	53.4	44.2	<b>45.7</b>	62.7	54.5	61.9	<b>62.7</b>				
Participation in prayers, religious rites	49.2	50.5	42.3	<b>46.1</b>	53.8	54.5	54.8	<b>52.4</b>				
Religious service helps me calm down and forget about everyday worries	28.7	33.1	35.9	<b>33.7</b>	35.7	41.6	52.4	<b>44.0</b>				
I want to listen to a sermon	33.1	32.7	34.5	<b>27.8</b>	36.6	36.6	36.5	<b>44.0</b>				
Service helps me address burdensome moral issues	25.2	23.1	30.0	<b>28.5</b>	31.2	31.7	35.3	<b>44.0</b>				
I want to stay among like-minded people and those who I like	14.9	18.4	13.0	<b>18.4</b>	24.3	14.9	23.8	<b>32.1</b>				
I have done so all my life	14.3	12.6	16.7	<b>16.5</b>	14.1	17.8	6.0	<b>8.3</b>				
Religious community gives me some help or support	2.4	2.8	2.1	<b>3.7</b>	3.2	5.9	10.7	<b>10.7</b>				
Other	2.7	0.0	0.0	<b>0.4</b>	3.2	0.0	0.0	<b>0.0</b>				
Hard to say	0.9	1.0	0.4	<b>3.0</b>	2.2	0.0	0.0	<b>1.2</b>				

\* Respondents were asked to choose all relevant options.

<b>WHAT IS THE PURPOSE OF YOU ATTENDING RELIGIOUS SERVICES, MEETINGS, MINISTRIES?*</b>											
% of those who attend religious services, meetings, ministries (continued)											
<b>CONFESSIONAL AND CHURCH IDENTITY</b>											
	Just Orthodox				UGCC				Just Christians		
	2021	2022	2023	2024	2021	2022	2023	2024	2021	2022	2024
Communication with God	32.9	37.9	37.8	<b>36.4</b>	49.4	61.3	70.1	<b>55.9</b>	32.9	37.9	<b>29.4</b>
Participation in prayers, religious rites	42.1	38.5	48.8	<b>41.0</b>	56.5	63.6	47.6	<b>49.5</b>	42.1	38.5	<b>41.2</b>
Religious service helps me calm down and forget about everyday worries	22.6	31.7	22.9	<b>37.6</b>	31.5	41.8	32.9	<b>37.3</b>	18.9	23.1	<b>22.1</b>
I want to listen to a sermon	18.9	23.1	24.4	<b>21.4</b>	36.3	38.1	34.8	<b>40.0</b>	22.6	31.7	<b>25.0</b>
Service helps me address burdensome moral issues	14.7	22.5	26.8	<b>24.8</b>	32.1	29.4	30.5	<b>28.2</b>	14.7	22.5	<b>30.9</b>
I want to stay among like-minded people and those who I like	9.1	17.4	7.3	<b>19.7</b>	18.5	12.9	18.0	<b>27.7</b>	9.1	17.4	<b>32.4</b>
I have done so all my life	23.2	18.8	22.0	<b>19.7</b>	14.3	13.9	8.5	<b>15.9</b>	23.2	18.8	<b>19.1</b>
Religious community gives me some help or support	0.0	3.7	3.7	<b>7.7</b>	3.6	2.6	2.4	<b>1.8</b>	0.0	3.7	<b>1.5</b>
Other	3.7	0.0	0.0	<b>0.0</b>	1.2	0.0	0.0	<b>0.0</b>	3.7	0.0	<b>2.9</b>
Hard to say	3.0	0.0	1.2	<b>2.6</b>	0.0	0.0	2.4	<b>0.0</b>	3.0	0.0	<b>2.9</b>

\* Respondents were asked to choose all relevant options

<b>WHY DON'T YOU ATTEND RELIGIOUS SERVICES, MEETINGS, MINISTRIES?*</b>								
of those who do attend religious services, meetings, ministries								
	UKRAINE				West	Centre	South	East
	2021	2022	2023	2024				
I believe that it is not necessary to attend religious services or meetings in order to practice a particular religion	32.3	37.4	42.4	<b>39.1</b>	38.1	37.9	49.4	35.0
I do not feel any need to do so	36.6	35.8	30.7	<b>34.4</b>	43.9	31.1	32.7	37.5
I don't have time for that	26.7	26.9	28.1	<b>22.7</b>	26.3	26.0	13.8	21.1
I am a non-believer, an atheist	17.0	14.1	12.1	<b>17.2</b>	7.9	17.4	11.3	25.3
None of my acquaintances attend religious services and meetings	8.0	6.7	9.4	<b>9.7</b>	3.5	11.2	12.5	8.2
I participate in online religious services and meetings, listen / watch services on the radio or TV	1.4	1.8	1.9	<b>2.7</b>	5.3	3.0	1.8	1.6
There are no religious communities of the church or religion to which I belong	1.7	2.3	2.9	<b>1.7</b>	0.9	1.8	4.2	0.4
There are no religious communities where I live	2.0	1.9	1.8	<b>1.1</b>	0.9	0.7	3.0	0.8
Other	3.6	4.0	3.1	<b>3.5</b>	2.7	2.7	5.4	3.9
Hard to say	2.1	3.1	2.3	<b>2.5</b>	3.5	3.0	1.8	2.0

\* Respondents were asked to choose all relevant options.

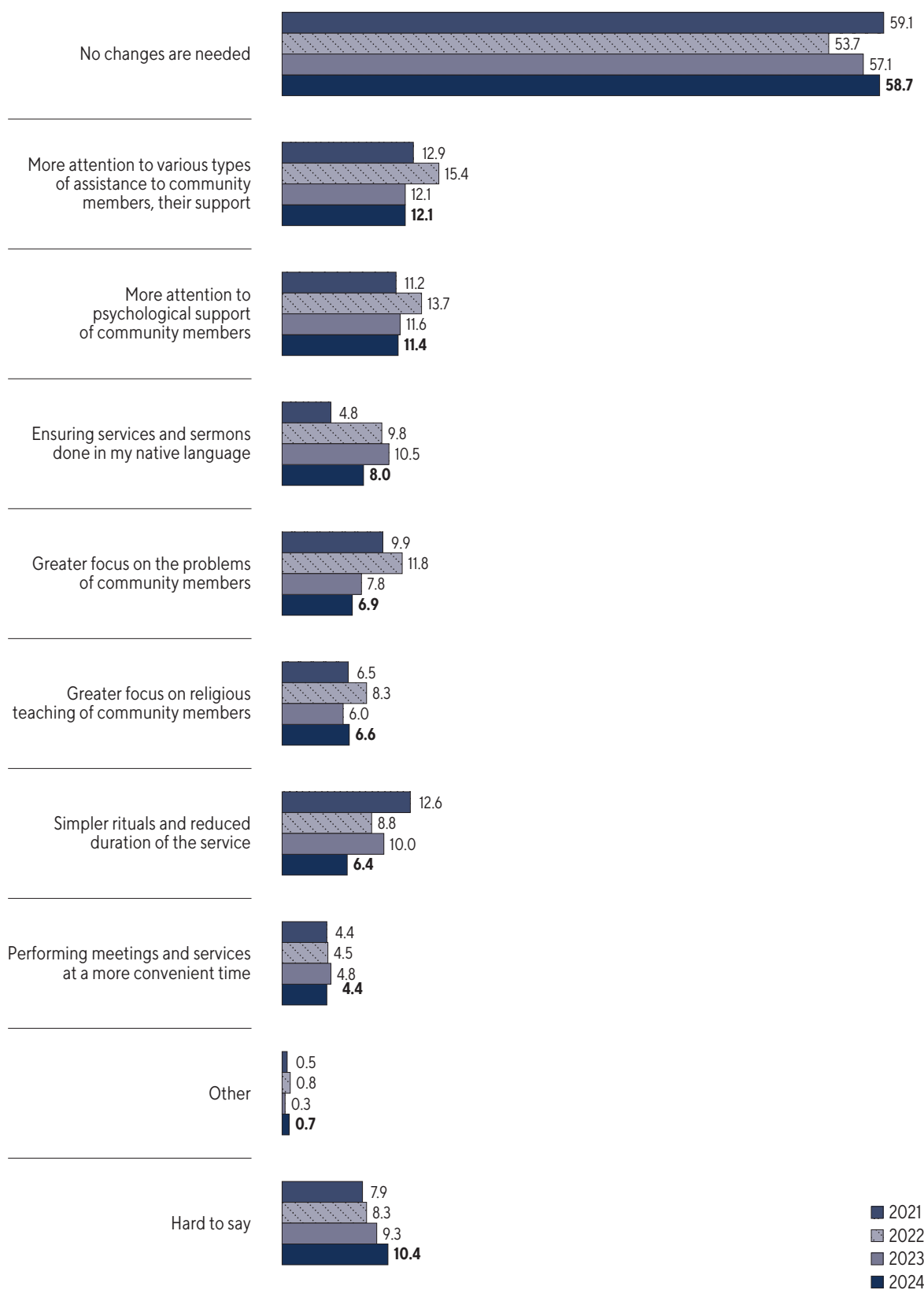
<b>WHY DON'T YOU ATTEND RELIGIOUS SERVICES, MEETINGS, MINISTRIES?*</b>												
of those who do attend religious services, meetings, ministries												
(continued)												
<b>AGE</b>												
	18-24		25-29		30-39		40-49		50-59		60+	
	2023	2024	2023	2024	2023	2024	2023	2024	2023	2024	2023	2024
I believe that it is not necessary to attend religious services or meetings in order to practice a particular religion	40.8	<b>25.5</b>	31.6	<b>19.8</b>	42.9	<b>21.2</b>	45.7	<b>12.2</b>	44.0	<b>13.5</b>	42.8	<b>15.2</b>
I do not feel any need to do so	39.4	<b>0.9</b>	36.4	<b>2.3</b>	30.8	<b>0.0</b>	28.6	<b>1.1</b>	29.9	<b>0.7</b>	27.2	<b>2.1</b>
I don't have time for that	23.3	<b>1.8</b>	28.6	<b>0.0</b>	33.3	<b>1.4</b>	33.2	<b>1.1</b>	31.3	<b>2.0</b>	19.8	<b>2.9</b>
I am a non-believer, an atheist	25.0	<b>19.3</b>	17.1	<b>19.5</b>	10.0	<b>27.4</b>	10.9	<b>26.7</b>	9.7	<b>28.2</b>	9.1	<b>14.8</b>
None of my acquaintances attend religious services and meetings	8.7	<b>40.9</b>	10.4	<b>37.2</b>	11.9	<b>35.6</b>	10.8	<b>40.3</b>	6.0	<b>29.1</b>	8.2	<b>28.4</b>
I participate in online religious services and meetings, listen / watch services on the radio or TV	1.9	<b>37.3</b>	1.3	<b>39.1</b>	2.9	<b>38.2</b>	1.6	<b>38.9</b>	2.2	<b>44.6</b>	1.6	<b>37.9</b>
There are no religious communities of the church or religion to which I belong	0.0	<b>2.7</b>	1.3	<b>2.3</b>	1.9	<b>2.4</b>	2.7	<b>1.7</b>	2.2	<b>2.7</b>	1.6	<b>3.7</b>
There are no religious communities where I live	0.0	<b>15.5</b>	3.9	<b>17.2</b>	3.8	<b>7.7</b>	2.7	<b>9.9</b>	3.0	<b>6.8</b>	3.3	<b>7.8</b>
Other	0.0	<b>0.0</b>	0.0	<b>2.3</b>	0.0	<b>0.5</b>	0.0	<b>1.1</b>	1.5	<b>2.7</b>	11.5	<b>10.3</b>
Hard to say	1.9	<b>1.8</b>	1.3	<b>1.1</b>	2.4	<b>3.8</b>	1.1	<b>3.3</b>	2.3	<b>1.4</b>	3.7	<b>2.9</b>
<b>CONFESSIONAL AND CHURCH IDENTITY**</b>												
	OCU		Just Orthodox		Just Christians		I do not belong to any religion					
I believe that it is not necessary to attend religious services or meetings in order to practice a particular religion	44.3		53.8		43.5		27.5					
I do not feel any need to do so	31.0		40.0		40.2		34.9					
I don't have time for that	25.8		26.9		28.8		15.4					
I am a non-believer, an atheist	2.4		4.4		9.2		38.4					
None of my acquaintances attend religious services and meetings	9.1		5.6		8.4		13.7					
I participate in online religious services and meetings, listen / watch services on the radio or TV	3.6		0.6		2.3		0.8					
There are no religious communities of the church or religion to which I belong	4.3		0.6		0.8		0.3					
There are no religious communities where I live	0.8		2.5		1.5		0.3					
Other	8.3		1.3		3.1		0.3					
Hard to say	2.4		2.5		0.0		2.5					

\* Respondents were asked to choose all relevant options.

\*\* The data on the UOC-MP and UGCC are not presented in the above table, as the number of their faithful who answered this question is less than 50, which is insufficient for analysing these groups.

**DO YOU THINK SOMETHING NEEDS TO BE CHANGED IN THE ACTIVITIES OF THE RELIGIOUS COMMUNITY WHOSE RELIGIOUS SERVICES, MEETINGS AND MINISTRIES YOU ATTEND?\***

% of those who attend religious services, meetings, ministries



\* Respondents were asked to choose all relevant options.



<b>DO YOU THINK SOMETHING NEEDS TO BE CHANGED IN THE ACTIVITIES OF THE RELIGIOUS COMMUNITY WHOSE RELIGIOUS SERVICES, MEETINGS AND MINISTRIES YOU ATTEND?*</b>						
% of those who attend religious services, meetings, ministries						
(continued)						
	<b>REGIONS (October 2024)</b>					
	<b>West</b>	<b>Centre</b>	<b>South</b>	<b>East</b>		
No changes are needed	69.8	48.0	50.0	60.7		
More attention to various types of assistance to community members, their support	8.0	13.4	23.6	13.7		
More attention to psychological support of community members	8.3	15.4	5.6	12.4		
Ensuring services and sermons done in my native language	2.9	13.4	6.9	8.3		
Simpler rituals and reduced duration of the service	4.9	8.6	11.3	6.0		
Greater focus on the problems of community members	7.0	8.6	2.8	2.4		
Greater focus on religious teaching of community members	3.2	10.4	5.6	5.3		
Performing meetings and services at a more convenient time	3.2	4.8	8.3	5.3		
Other	1.2	0.3	0.0	0.6		
Hard to say	5.8	13.4	18.1	11.3		
	<b>AGE (October 2024)</b>					
	<b>18-24</b>	<b>25-29</b>	<b>30-39</b>	<b>40-49</b>	<b>50-59</b>	<b>60+</b>
No changes are needed	68.9	49.2	60.7	56.1	59.2	58.5
More attention to various types of assistance to community members, their support	9.8	14.3	12.4	9.5	10.3	14.4
More attention to psychological support of community members	9.8	17.5	8.1	12.7	12.5	10.9
Ensuring services and sermons done in my native language	3.2	11.1	10.0	5.3	7.1	9.4
Simpler rituals and reduced duration of the service	6.5	11.1	5.7	6.3	5.4	7.9
Greater focus on the problems of community members	6.6	9.5	4.3	6.3	6.5	7.3
Greater focus on religious teaching of community members	8.2	6.3	4.3	7.4	4.9	7.4
Performing meetings and services at a more convenient time	1.6	3.2	5.7	2.1	3.8	5.6
Other	0.0	0.0	0.0	1.1	0.5	1.2
Hard to say	6.6	9.5	11.9	12.7	13.0	7.4

\* Respondents were asked to choose all relevant options.

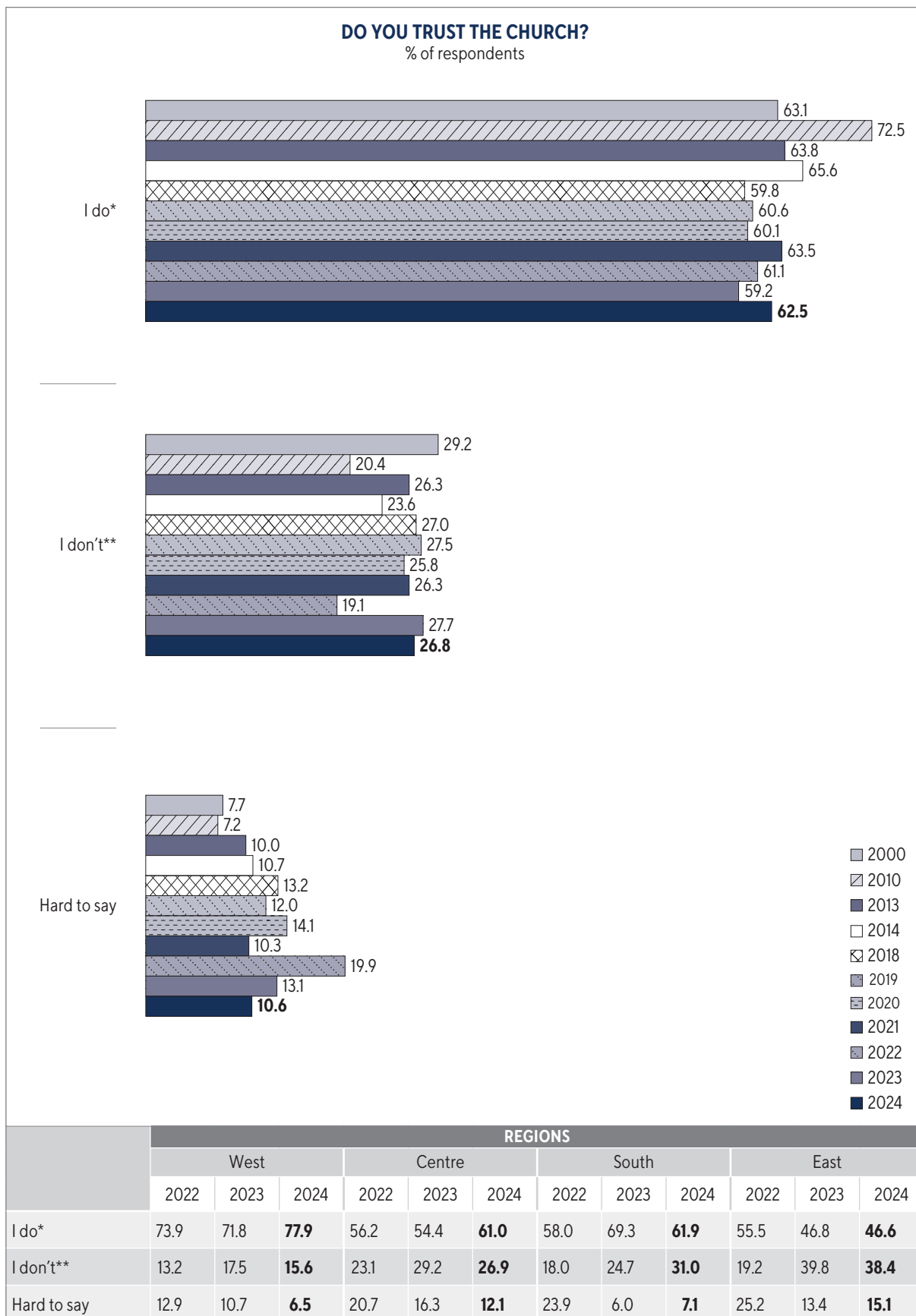
**DO YOU THINK SOMETHING NEEDS TO BE CHANGED IN THE ACTIVITIES OF THE RELIGIOUS COMMUNITY  
WHOSE RELIGIOUS SERVICES, MEETINGS AND MINISTRIES YOU ATTEND?\***

% of those who attend religious services, meetings, ministries

(continued)

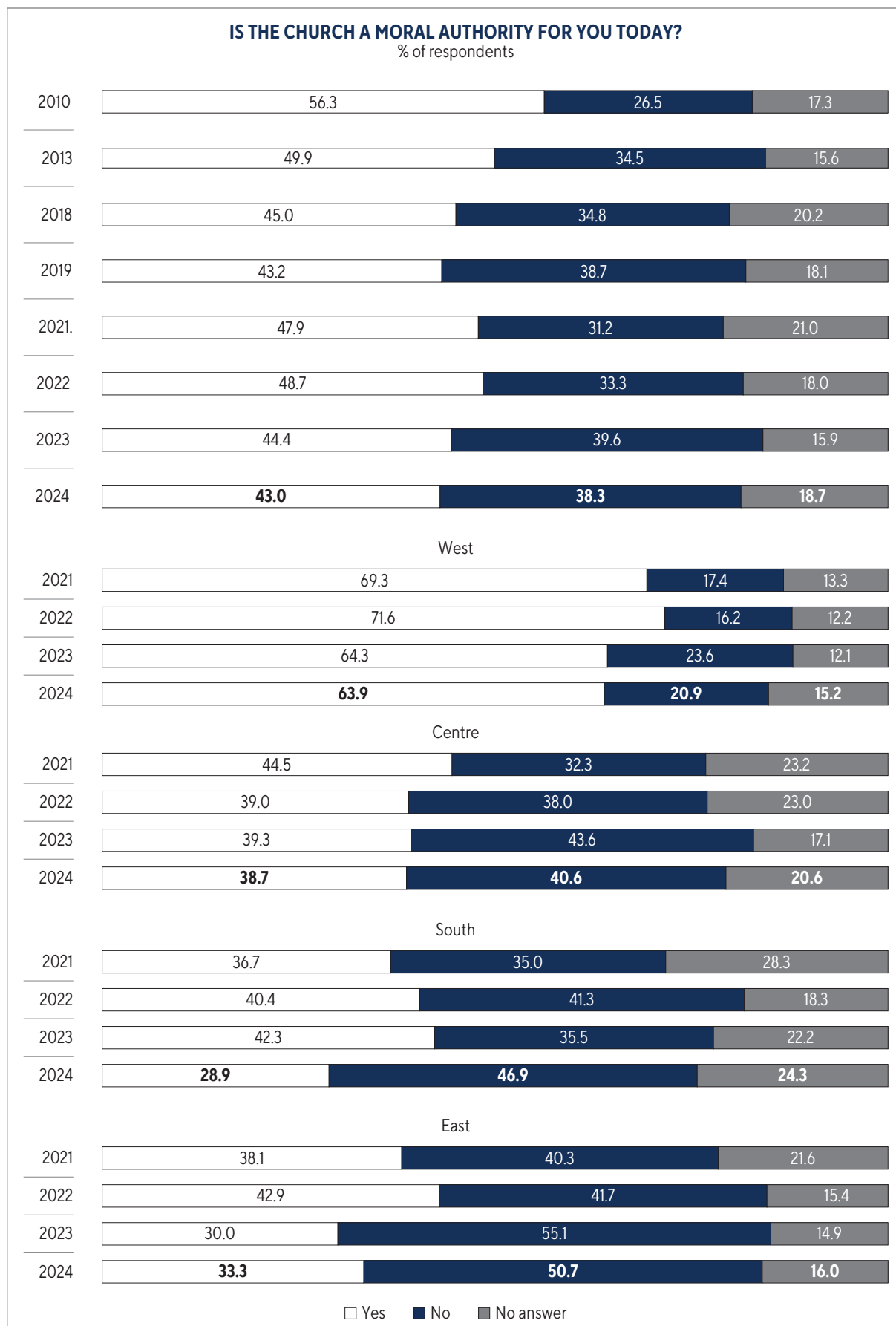
	CONFESSIONAL AND CHURCH IDENTITY										
	OCU				UOC-MP						
	2021	2022	2023	2024	2021	2022	2023	2024			
No changes are needed	58.4	53.0	50.8	<b>48.9</b>	69.7	62.4	66.7	<b>70.2</b>			
More attention to various types of assistance to community members, their support	13.1	14.7	13.1	<b>15.7</b>	13.0	11.9	14.3	<b>16.7</b>			
Greater focus on the problems of community members	9.1	12.8	7.5	<b>13.7</b>	11.9	10.9	7.1	<b>6.0</b>			
Ensuring services and sermons done in my native language	6.1	11.6	13.7	<b>10.2</b>	1.6	10.9	4.8	<b>6.0</b>			
Simpler rituals and reduced duration of the service	17.9	6.2	11.9	<b>9.1</b>	3.8	5.0	13.1	<b>8.3</b>			
More attention to psychological support of community members	10.9	17.7	13.1	<b>9.1</b>	10.3	13.9	10.6	<b>4.8</b>			
Greater focus on religious teaching of community members	5.2	6.8	7.5	<b>10.4</b>	6.5	10.9	3.6	<b>2.4</b>			
Performing meetings and services at a more convenient time	5.2	2.8	3.2	<b>4.3</b>	4.9	4.0	9.5	<b>8.3</b>			
Other	0.3	0.9	0.2	<b>0.2</b>	0.5	0.0	0.0	<b>0.0</b>			
Hard to say	6.7	8.8	9.1	<b>13.3</b>	5.4	5.9	10.7	<b>6.0</b>			
	CONFESSIONAL AND CHURCH IDENTITY										
	Just Orthodox				UGCC				Just Christians		
	2021	2022	2023	2024	2021	2022	2023	2024	2021	2023	2024
No changes are needed	55.5	43.1	63.4	<b>64.1</b>	58.9	58.2	69.7	<b>68.6</b>	54.2	39.3	<b>55.9</b>
More attention to various types of assistance to community members, their support	12.8	16.9	6.1	<b>7.7</b>	8.9	19.1	9.0	<b>6.8</b>	24.1	23.0	<b>13.2</b>
Greater focus on the problems of community members	6.7	11.3	4.9	<b>7.6</b>	10.7	8.7	7.1	<b>10.9</b>	10.2	19.7	<b>17.6</b>
Ensuring services and sermons done in my native language	3.0	11.9	12.2	<b>12.0</b>	3.6	3.1	0.5	<b>1.4</b>	6.8	19.7	<b>13.2</b>
Simpler rituals and reduced duration of the service	6.7	13.1	11.0	<b>1.7</b>	10.7	14.4	3.8	<b>6.3</b>	20.3	6.6	<b>4.4</b>
More attention to psychological support of community members	8.6	11.3	7.3	<b>0.0</b>	6.5	7.2	7.6	<b>7.3</b>	28.8	23.0	<b>4.4</b>
Greater focus on religious teaching of community members	4.9	6.8	1.2	<b>5.1</b>	8.9	8.8	5.2	<b>1.4</b>	6.9	6.6	<b>7.4</b>
Performing meetings and services at a more convenient time	2.4	3.7	3.7	<b>2.6</b>	3.0	4.6	5.2	<b>3.2</b>	5.1	8.2	<b>10.4</b>
Other	1.2	0.0	2.4	<b>0.0</b>	0.0	1.0	0.0	<b>0.9</b>	1.7	0.0	<b>1.5</b>
Hard to say	15.9	13.0	9.8	<b>12.0</b>	6.5	5.7	6.2	<b>4.5</b>	3.4	18.0	<b>13.4</b>

\* Respondents were asked to choose all relevant options.

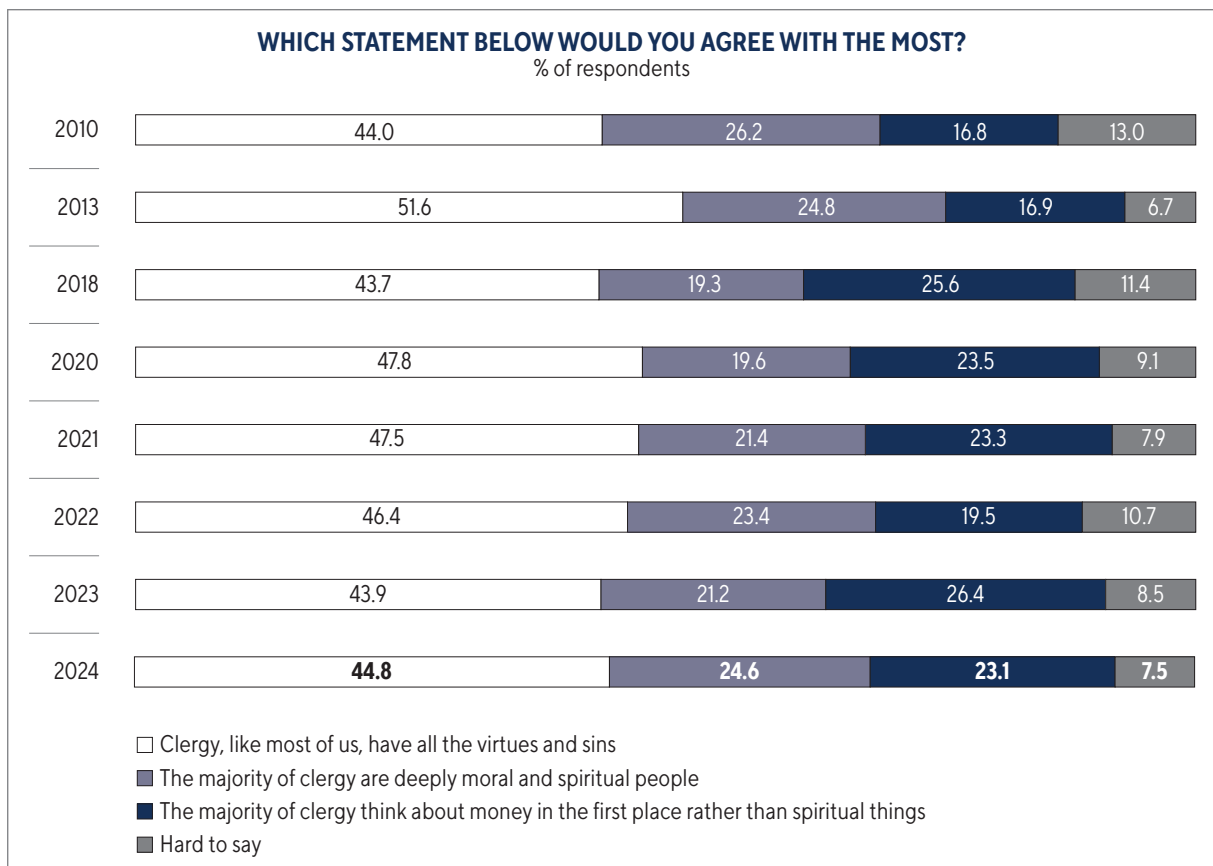


\* The sum of answers «fully trust» and «rather trust».

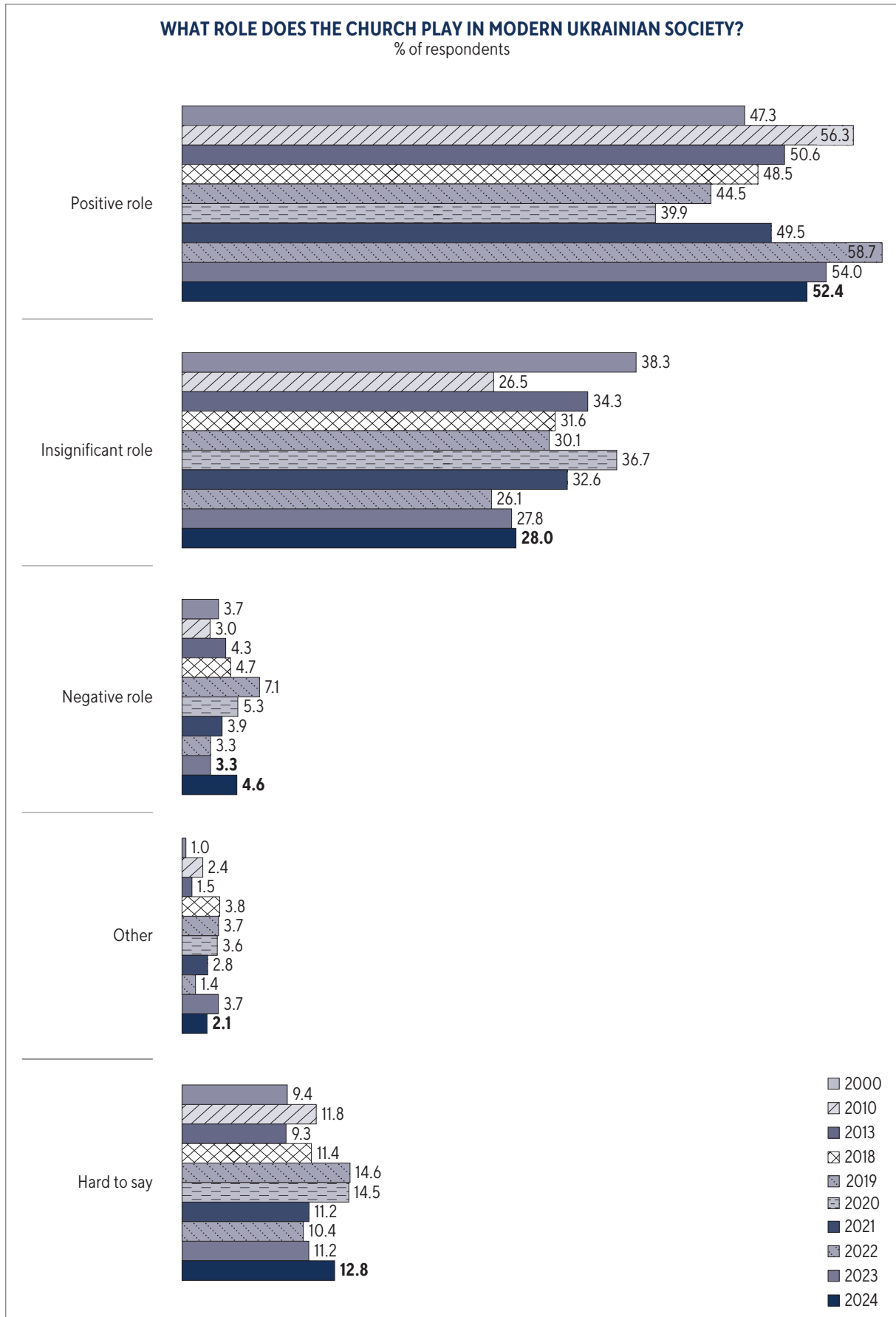
\*\*The sum of answers «fully distrust» and «rather distrust»..



IS THE CHURCH A MORAL AUTHORITY FOR YOU TODAY?															
% of respondents															
(continued)															
	AGE														
	18-24		25-29		30-39		40-49		50-59		60+				
	2023	2024	2023	2024	2023	2024	2023	2024	2023	2024	2023	2024			
Yes	33.1	<b>33.1</b>	40.4	<b>31.3</b>	38.5	<b>39.7</b>	41.1	<b>37.8</b>	47.0	<b>47.4</b>	53.6	<b>51.9</b>			
No	48.0	<b>48.3</b>	45.2	<b>45.3</b>	45.8	<b>43.3</b>	40.8	<b>42.4</b>	39.5	<b>34.5</b>	30.8	<b>29.7</b>			
Hard to say	18.9	<b>18.6</b>	14.4	<b>23.3</b>	15.7	<b>17.0</b>	18.1	<b>19.7</b>	13.5	<b>18.0</b>	15.6	<b>18.4</b>			
	CONFESSIONAL AND CHURCH IDENTITY														
	OCU					UOC-MP					Just Orthodox				
	2019	2021	2022	2023	2024	2019	2021	2022	2023	2024	2019	2021	2022	2023	2024
Yes	57.0	63.6	58.7	53.0	<b>52.2</b>	55.9	69.3	65.6	68.1	<b>73.0</b>	35.4	36.6	33.7	26.3	<b>28.2</b>
No	24.9	18.3	23.8	31.7	<b>27.2</b>	23.9	16.8	13.7	21.6	<b>11.7</b>	44.1	35.6	44.1	52.5	<b>43.3</b>
Hard to say	18.1	18.1	17.4	15.4	<b>20.6</b>	20.2	13.9	20.6	10.3	<b>15.3</b>	20.5	27.8	22.2	21.2	<b>28.5</b>
	UGCC					Just Christians					I do not belong to any religion				
	2019	2021	2022	2023	2024	2019	2021	2022	2023	2024	2019	2021	2022	2023	2024
	Yes	79.2	78.8	82.0	81.1	<b>82.9</b>	28.1	39.8	30.9	21.8	<b>24.1</b>	5.1	6.3	3.0	7.7
No	12.5	7.8	6.8	11.3	<b>8.8</b>	55.6	28.1	46.3	57.2	<b>52.8</b>	80.9	70.4	81.3	73.2	<b>80.1</b>
Hard to say	8.3	13.4	11.2	7.7	<b>8.3</b>	16.3	32.2	22.9	21.0	<b>23.1</b>	14.0	23.2	15.7	19.1	<b>14.2</b>



WHICH STATEMENT BELOW WOULD YOU AGREE WITH THE MOST?															
% of respondents															
(continued)															
	REGIONS														
	West		Centre		South		East								
	2023	2024	2023	2024	2023	2024	2023	2024	2023	2024	2023	2024	2023	2024	
Clergy, like most of us, have all the virtues and sins	49.9	<b>49.9</b>	44.6	<b>43.8</b>	35.6	<b>48.3</b>	38.9	<b>38.6</b>							
The majority of clergy are deeply moral and spiritual people	27.7	<b>34.9</b>	17.2	<b>18.1</b>	28.8	<b>21.3</b>	17.1	<b>26.6</b>							
The majority of clergy think about money in the first place rather than spiritual things	14.8	<b>7.2</b>	30.1	<b>28.9</b>	26.6	<b>28.3</b>	33.9	<b>28.2</b>							
Hard to say	7.7	<b>8.0</b>	8.1	<b>9.2</b>	9.0	<b>2.1</b>	10.1	<b>6.6</b>							
	AGE														
	18-24		25-29		30-39		40-49		50-59		60+				
	2023	2024	2023	2024	2023	2024	2023	2024	2023	2024	2023	2024	2023	2024	
Clergy, like most of us, have all the virtues and sins	42.6	<b>42.7</b>	42.6	<b>47.7</b>	44.4	<b>42.0</b>	41.2	<b>45.9</b>	44.1	<b>47.4</b>	45.5	<b>44.7</b>			
The majority of clergy are deeply moral and spiritual people	14.8	<b>19.9</b>	20.9	<b>17.4</b>	18.7	<b>23.5</b>	20.5	<b>23.0</b>	21.9	<b>23.7</b>	25.2	<b>30.1</b>			
The majority of clergy think about money in the first place rather than spiritual things	30.1	<b>28.7</b>	23.0	<b>26.2</b>	27.9	<b>26.9</b>	30.5	<b>24.1</b>	28.8	<b>19.5</b>	21.2	<b>19.2</b>			
Hard to say	12.5	<b>8.8</b>	13.5	<b>8.7</b>	9.0	<b>7.7</b>	7.8	<b>7.0</b>	5.1	<b>9.3</b>	8.0	<b>6.0</b>			
	CONFESSIONAL AND CHURCH IDENTITY														
	OCU					UOC-MP					Just Orthodox				
	2020	2021	2022	2023	2024	2020	2021	2022	2023	2024	2020	2021	2022	2023	2024
Clergy, like most of us, have all the virtues and sins	50.1	49.5	47.8	45.9	<b>49.6</b>	49.1	45.3	47.7	42.2	<b>37.5</b>	50.6	50.4	49.1	48.0	<b>47.5</b>
The majority of clergy are deeply moral and spiritual people	28.5	24.8	26.7	24.7	<b>25.0</b>	33.0	35.4	35.6	33.6	<b>47.3</b>	13.0	18.3	14.9	14.6	<b>21.6</b>
The majority of clergy think about money in the first place rather than spiritual things	15.2	20.2	16.7	24.0	<b>17.8</b>	13.6	14.8	12.9	16.4	<b>12.5</b>	26.6	23.3	23.0	29.9	<b>23.7</b>
Hard to say	6.1	5.5	8.8	5.4	<b>7.6</b>	4.4	4.5	3.8	7.8	<b>2.7</b>	9.7	8.0	13.1	7.5	<b>7.2</b>
	UGCC					Just Christians					I do not belong to any religion				
	2020	2021	2022	2023	2024	2020	2021	2022	2023	2024	2020	2021	2022	2023	2024
	2020	2021	2022	2023	2024	2020	2021	2022	2023	2024	2020	2021	2022	2023	2024
Clergy, like most of us, have all the virtues and sins	61.1	60.7	44.2	45.2	<b>40.2</b>	44.4	54.7	52.9	42.4	<b>49.2</b>	35.9	38.5	41.3	37.9	<b>38.4</b>
The majority of clergy are deeply moral and spiritual people	26.4	25.8	35.4	30.8	<b>48.5</b>	10.6	12.2	14.9	12.2	<b>10.6</b>	4.2	6.9	5.5	5.1	<b>5.9</b>
The majority of clergy think about money in the first place rather than spiritual things	7.8	9.6	12.6	11.8	<b>7.9</b>	30.0	26.2	23.0	37.1	<b>32.2</b>	47.1	40.4	31.5	41.2	<b>44.6</b>
Hard to say	4.7	3.9	7.8	12.2	<b>3.3</b>	15.0	7.0	9.2	8.3	<b>8.0</b>	12.7	14.2	21.7	15.8	<b>11.0</b>

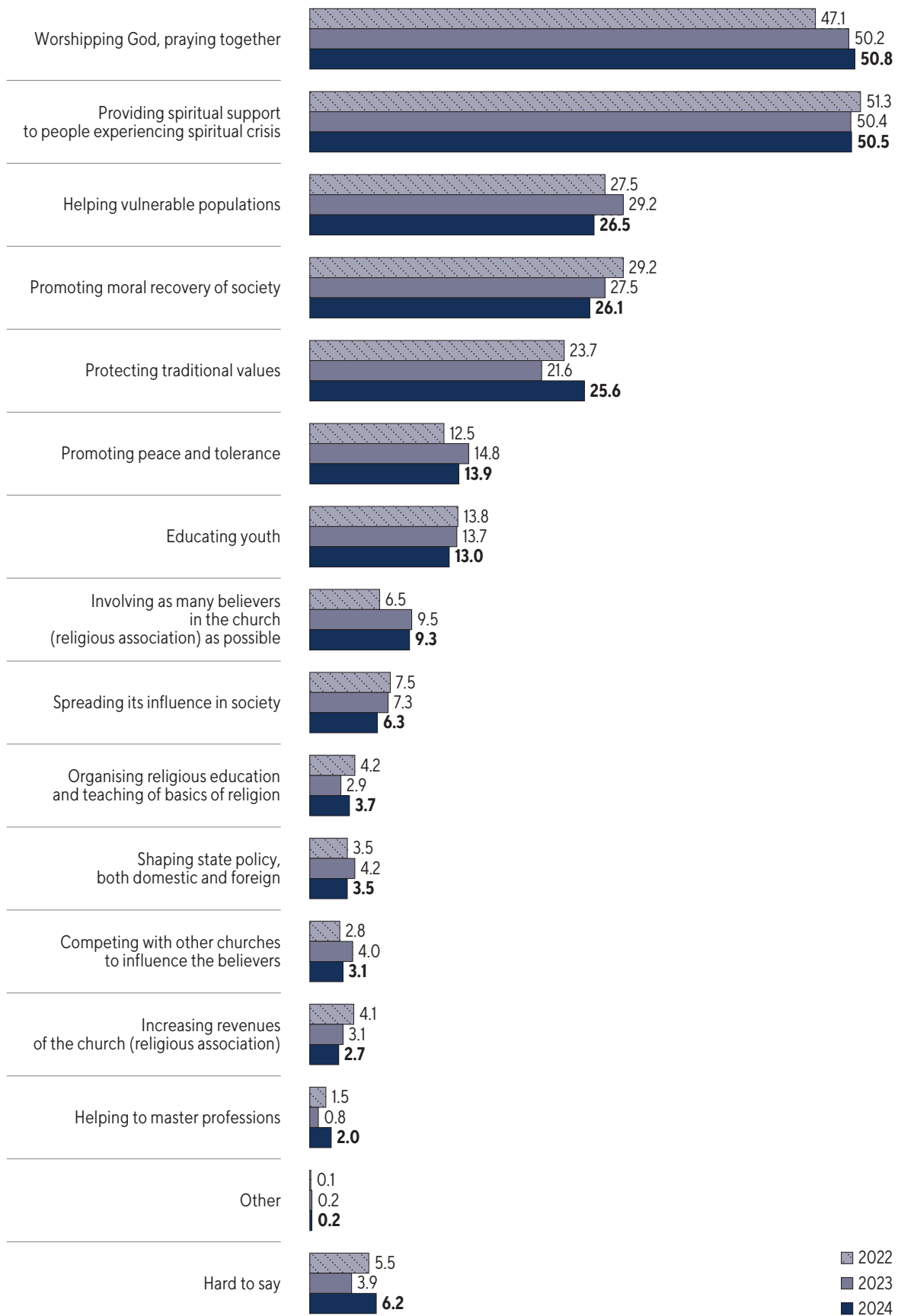


WHAT ROLE DOES THE CHURCH PLAY IN MODERN UKRAINIAN SOCIETY?															
% of respondents															
(continued)															
	REGIONS														
	West		Centre		South		East								
	2023	2024	2023	2024	2023	2024	2023	2024	2023	2024	2023	2024	2023	2024	
Positive role	75.4	<b>73.1</b>	47.1	<b>46.3</b>	59.6	<b>44.4</b>	36.7	<b>43.3</b>							
Insignificant role	15.6	<b>18.1</b>	32.3	<b>29.1</b>	26.0	<b>36.8</b>	35.5	<b>32.9</b>							
Negative role	1.3	<b>1.9</b>	5.1	<b>5.5</b>	0.4	<b>3.8</b>	4.0	<b>6.8</b>							
Other	2.0	<b>1.1</b>	4.2	<b>1.9</b>	6.4	<b>2.9</b>	3.2	<b>3.3</b>							
Hard to say	5.6	<b>5.7</b>	11.3	<b>17.1</b>	7.7	<b>12.1</b>	20.6	<b>13.6</b>							
	AGE														
	18-24		25-29		30-39		40-49		50-59		60+				
	2023	2024	2023	2024	2023	2024	2023	2024	2023	2024	2023	2024	2023	2024	
Positive role	42.6	<b>37.4</b>	50.3	<b>45.7</b>	47.2	<b>48.4</b>	49.6	<b>46.6</b>	57.8	<b>56.3</b>	63.9	<b>62.7</b>			
Insignificant role	33.0	<b>37.4</b>	29.3	<b>36.4</b>	32.4	<b>28.6</b>	29.9	<b>28.5</b>	23.4	<b>26.6</b>	23.8	<b>23.0</b>			
Negative role	5.7	<b>5.3</b>	3.4	<b>4.0</b>	4.8	<b>5.5</b>	2.7	<b>6.5</b>	1.8	<b>4.2</b>	2.7	<b>3.1</b>			
Other	5.1	<b>1.8</b>	4.8	<b>4.0</b>	5.1	<b>2.9</b>	5.1	<b>2.4</b>	2.4	<b>2.4</b>	1.9	<b>0.9</b>			
Hard to say	13.6	<b>18.1</b>	12.2	<b>9.9</b>	10.4	<b>14.6</b>	12.7	<b>16.0</b>	14.7	<b>10.5</b>	7.7	<b>10.3</b>			
	CONFESSIONAL AND CHURCH IDENTITY														
	OCU					UOC-MP					Just Orthodox				
	2020	2021	2022	2023	2024	2020	2021	2022	2023	2024	2020	2021	2022	2023	2024
Positive role	59.5	65.9	70.6	65.6	<b>65.5</b>	47.4	68.0	78.6	71.3	<b>75.9</b>	24.0	35.0	44.0	39.4	<b>43.0</b>
Insignificant role	30.7	24.2	20.3	22.7	<b>20.5</b>	28.5	20.5	16.8	16.5	<b>16.1</b>	51.5	46.0	33.2	42.1	<b>32.5</b>
Negative role	1.1	1.8	2.0	1.6	<b>2.4</b>	4.7	1.6	0.0	3.5	<b>0.9</b>	4.8	2.3	3.1	2.0	<b>2.9</b>
Other	2.7	1.2	0.3	3.9	<b>1.1</b>	2.9	2.0	0.8	1.7	<b>2.7</b>	3.1	2.5	2.1	2.8	<b>0.7</b>
Hard to say	6.1	6.9	6.8	6.2	<b>10.5</b>	16.4	7.8	3.8	7.0	<b>4.5</b>	16.7	14.3	17.5	13.8	<b>20.9</b>
	UGCC					Just Christians					I do not belong to any religion				
	2020	2021	2022	2023	2024	2020	2021	2022	2023	2024	2020	2021	2022	2023	2024
	2020	2021	2022	2023	2024	2020	2021	2022	2023	2024	2020	2021	2022	2023	2024
Positive role	82.9	88.8	89.8	83.7	<b>85.4</b>	28.5	40.4	45.1	32.0	<b>33.0</b>	5.2	10.8	11.1	15.5	<b>10.2</b>
Insignificant role	13.5	5.1	8.3	10.0	<b>11.3</b>	48.0	36.8	36.6	33.3	<b>42.0</b>	42.5	53.9	51.7	47.6	<b>50.9</b>
Negative role	0.0	0.6	0.5	0.5	<b>0.8</b>	1.1	2.9	2.3	7.0	<b>8.5</b>	17.3	12.6	13.2	8.1	<b>11.3</b>
Other	1.0	0.0	0.5	0.5	<b>0.4</b>	3.4	2.3	4.0	4.4	<b>2.0</b>	7.8	5.5	3.8	6.6	<b>6.2</b>
Hard to say	2.6	5.6	1.0	5.4	<b>2.1</b>	19.0	17.5	12.0	23.2	<b>14.5</b>	27.1	17.1	20.1	22.1	<b>21.3</b>



**WHAT ARE THE MAIN GOALS THAT CHURCHES AND RELIGIOUS ASSOCIATIONS IN UKRAINE SHOULD PURSUE?\***

% of respondents



\* Respondents were asked to choose no more than three relevant options.

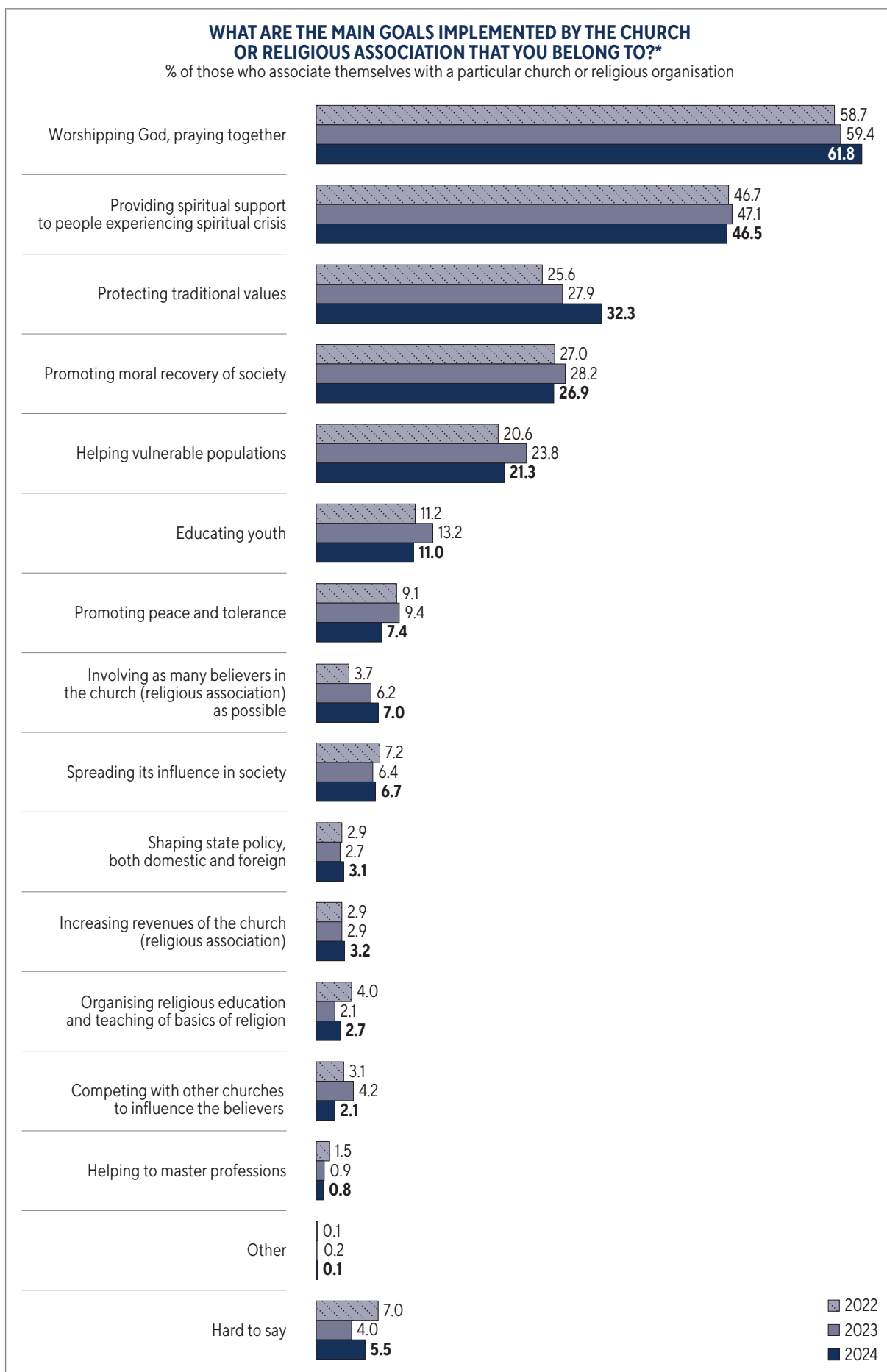
<b>WHAT ARE THE MAIN GOALS THAT CHURCHES AND RELIGIOUS ASSOCIATIONS IN UKRAINE SHOULD PURSUE?*</b>						
% of respondents (continued)						
	REGIONS					
	West	Centre	South	East		
Worshipping God, praying together	62.0	45.3	58.3	43.3		
Providing spiritual support to people experiencing spiritual crisis	47.4	51.4	50.6	52.2		
Helping vulnerable populations	21.7	29.8	24.7	27.1		
Promoting moral recovery of society	31.0	25.9	23.0	22.2		
Protecting traditional values	30.1	25.3	19.6	23.8		
Promoting peace and tolerance	8.8	17.5	15.1	12.9		
Educating youth	16.6	12.1	10.0	11.8		
Involving as many believers in the church (religious association) as possible	10.5	7.7	13.4	8.7		
Spreading its influence in society	6.8	5.4	6.7	7.1		
Organising religious education and teaching of basics of religion	5.1	2.6	4.2	4.0		
Shaping state policy, both domestic and foreign	3.8	3.6	1.7	4.0		
Competing with other churches to influence the believers	1.0	3.2	4.6	4.9		
Increasing revenues of the church (religious association)	2.1	2.4	3.8	3.5		
Helping to master professions	1.1	2.4	1.7	2.6		
Other	0.0	0.0	0.4	0.7		
Hard to say	5.1	6.0	5.8	8.0		
	AGE					
	18-24	25-29	30-39	40-49	50-59	60+
Worshipping God, praying together	46.2	42.7	50.0	44.2	57.1	55.4
Providing spiritual support to people experiencing spiritual crisis	43.6	53.3	50.8	46.8	55.9	50.8
Helping vulnerable populations	27.5	22.7	23.2	29.0	29.5	26.2
Promoting moral recovery of society	16.4	27.3	26.8	26.5	24.3	29.2
Protecting traditional values	27.5	17.3	25.1	25.9	25.6	27.2
Promoting peace and tolerance	17.0	13.3	13.6	14.3	13.9	13.4
Educating youth	12.9	9.3	15.3	13.0	13.0	12.3
Involving as many believers in the church (religious association) as possible	5.3	14.8	8.9	8.7	7.2	10.8
Spreading its influence in society	7.0	8.0	5.7	7.8	4.5	6.0
Organising religious education and teaching of basics of religion	1.2	2.0	5.0	3.8	4.2	3.8
Shaping state policy, both domestic and foreign	1.8	3.3	5.0	3.8	2.4	3.6
Competing with other churches to influence the believers	1.8	2.7	3.8	3.8	3.6	2.4
Increasing revenues of the church (religious association)	4.1	2.7	2.2	3.5	2.4	2.2
Helping to master professions	4.1	2.0	1.9	3.2	1.5	1.4
Other	0.0	0.0	0.2	0.5	0.0	0.2
Hard to say	9.9	10.0	7.4	8.1	2.7	4.1

\* Respondents were asked to choose no more than three relevant options.

October 2024

WHAT ARE THE MAIN GOALS THAT CHURCHES AND RELIGIOUS ASSOCIATIONS IN UKRAINE SHOULD PURSUE?*									
% of respondents (continued)									
	CONFESSIONAL AND CHURCH IDENTITY								
	OCU			UOC-MP			Just Orthodox		
	2022	2023	2024	2022	2023	2024	2022	2023	2024
Worshipping God, praying together	52.5	53.7	<b>52.7</b>	55.7	64.3	<b>65.2</b>	38.6	41.6	<b>53.1</b>
Providing spiritual support to people experiencing spiritual crisis	56.9	55.4	<b>56.7</b>	60.6	61.2	<b>67.9</b>	51.2	51.0	<b>48.0</b>
Helping vulnerable populations	30.8	34.1	<b>27.6</b>	25.2	20.9	<b>22.5</b>	27.4	26.0	<b>27.4</b>
Promoting moral recovery of society	33.8	29.7	<b>32.3</b>	35.1	31.3	<b>32.1</b>	26.8	30.3	<b>25.6</b>
Protecting traditional values	22.2	21.2	<b>28.3</b>	30.5	21.6	<b>27.0</b>	28.5	21.2	<b>23.8</b>
Promoting peace and tolerance	11.4	15.8	<b>14.2</b>	13.6	10.4	<b>8.9</b>	14.1	14.2	<b>16.6</b>
Educating youth	12.8	14.1	<b>13.3</b>	14.5	17.4	<b>11.6</b>	14.9	9.0	<b>11.6</b>
Involving as many believers in the church (religious association) as possible	5.3	6.7	<b>8.1</b>	3.8	14.8	<b>15.2</b>	7.6	9.1	<b>7.2</b>
Spreading its influence in society	8.0	5.3	<b>6.3</b>	6.9	8.7	<b>8.9</b>	3.4	10.2	<b>4.3</b>
Organising religious education and teaching of basics of religion	3.5	2.9	<b>2.2</b>	3.1	1.7	<b>5.4</b>	4.2	2.8	<b>4.7</b>
Shaping state policy, both domestic and foreign	4.2	4.5	<b>4.5</b>	0.8	4.3	<b>1.8</b>	2.9	3.5	<b>1.4</b>
Competing with other churches to influence the believers	1.4	2.7	<b>1.8</b>	0.8	1.7	<b>5.4</b>	3.1	3.9	<b>2.5</b>
Increasing revenues of the church (religious association)	2.7	1.3	<b>1.5</b>	6.1	6.9	<b>3.6</b>	3.1	2.8	<b>1.8</b>
Helping to master professions	1.4	0.9	<b>1.4</b>	0.8		<b>0.0</b>	0.8	1.2	<b>1.1</b>
Other	0.3	0.1	<b>0.0</b>	0.0	0.0	<b>0.0</b>	0.0	0.0	<b>0.4</b>
Hard to say	1.8	1.5	<b>2.4</b>	0.8	1.7	<b>0.9</b>	6.8	5.1	<b>4.7</b>
	UGCC			Just Christians			I do not belong to any religion		
	2022	2023	2024	2022	2023	2024	2023	2024	
Worshipping God, praying together	71.4	77.9	<b>72.5</b>	40.6	37.6	<b>43.7</b>	24.3	<b>27.4</b>	
Providing spiritual support to people experiencing spiritual crisis	55.8	48.6	<b>46.7</b>	49.1	46.5	<b>54.8</b>	32.8	<b>33.1</b>	
Helping vulnerable populations	23.4	20.7	<b>21.3</b>	33.7	35.4	<b>32.2</b>	21.8	<b>25.3</b>	
Promoting moral recovery of society	30.7	31.2	<b>30.8</b>	24.6	21.9	<b>20.6</b>	19.9	<b>11.3</b>	
Protecting traditional values	32.2	27.9	<b>29.6</b>	17.2	31.0	<b>24.1</b>	13.7	<b>20.2</b>	
Promoting peace and tolerance	6.8	8.1	<b>10.4</b>	17.7	17.1	<b>13.6</b>	17.7	<b>18.3</b>	
Educating youth	23.9	22.5	<b>20.4</b>	10.3	15.8	<b>9.5</b>	6.6	<b>10.8</b>	
Involving as many believers in the church (religious association) as possible	5.8	7.2	<b>8.8</b>	4.6	12.7	<b>9.0</b>	16.2	<b>9.4</b>	
Spreading its influence in society	3.4	8.6	<b>5.0</b>	16.1	7.4	<b>7.0</b>	9.2	<b>6.2</b>	
Organising religious education and teaching of basics of religion	6.3	5.4	<b>5.8</b>	3.4	1.7	<b>4.0</b>	2.2	<b>2.2</b>	
Shaping state policy, both domestic and foreign	0.5	4.5	<b>2.5</b>	5.2	4.8	<b>4.5</b>	3.7	<b>4.0</b>	
Competing with other churches to influence the believers	2.4	1.8	<b>1.3</b>	3.4	3.9	<b>4.5</b>	10.0	<b>6.2</b>	
Increasing revenues of the church (religious association)	1.5	1.4	<b>0.8</b>	4.6	7.0	<b>4.0</b>	6.3	<b>5.9</b>	
Helping to master professions	1.0	0.5	<b>1.7</b>	1.1	1.3	<b>1.5</b>	0.7	<b>5.4</b>	
Other	0.0	0.5	<b>0.0</b>	0.0	0.0	<b>0.0</b>	0.4	<b>0.8</b>	
Hard to say	0.0	0.9	<b>1.7</b>	7.4	4.8	<b>9.0</b>	12.5	<b>19.1</b>	

\* Respondents were asked to choose no more than three relevant options.



\* Respondents were asked to choose no more than three relevant options.

WHAT ARE THE MAIN GOALS IMPLEMENTED BY THE CHURCH OR RELIGIOUS ASSOCIATION THAT YOU BELONG TO?*												
(continued)												
% of those who associate themselves with a particular church or religious organisation												
	REGIONS			AGE								
	West	Centre	South	East	18-24	25-29	30-39	40-49	50-59	60+		
Worshipping God, praying together	71.7	59.8	57.7	48.3	57.8	57.5	59.5	54.8	62.9	68.3		
Providing spiritual support to people experiencing spiritual crisis	46.2	45.1	53.2	46.3	37.3	46.0	45.5	48.2	43.8	49.5		
Protecting traditional values	36.4	35.3	21.0	22.9	34.9	26.4	31.6	34.8	32.0	32.4		
Promoting moral recovery of society	29.2	26.8	26.6	22.1	23.2	31.0	26.5	23.1	25.9	29.5		
Helping vulnerable populations	18.3	20.8	34.1	21.0	22.9	20.7	22.6	22.1	19.1	21.0		
Educating youth	17.9	7.4	9.7	5.9	10.8	12.6	10.7	10.8	10.7	11.1		
Promoting peace and tolerance	8.4	8.2	5.6	3.9	10.8	4.6	7.1	10.0	9.3	5.0		
Involving as many believers in the church (religious association) as possible	8.8	5.7	10.5	4.4	6.0	5.7	6.7	8.1	7.6	6.9		
Spreading its influence in society	3.7	5.8	9.7	13.7	7.3	9.2	7.1	3.6	8.4	6.4		
Shaping state policy, both domestic and foreign	3.2	2.5	3.3	4.4	3.6	2.3	4.0	4.5	3.6	1.7		
Increasing revenues of the church (religious association)	1.9	3.1	4.9	4.9	2.4	4.6	1.6	2.7	3.1	4.2		
Organising religious education and teaching of basics of religion	4.2	1.6	3.2	2.0	4.8	1.2	2.4	3.2	3.6	2.2		
Competing with other churches to influence the believers	0.5	3.1	4.1	1.5	3.6	3.5	3.2	0.5	2.2	1.7		
Helping to master professions	0.9	1.0	0.0	0.5	1.2	2.3	0.8	0.5	0.4	0.7		
Other	0.0	0.2	0.0	0.0	0.0	0.0	0.0	0.5	0.0	0.0		
Hard to say	3.2	5.7	3.2	10.8	4.9	6.9	7.1	7.7	4.4	3.7		

\*\* Respondents were asked to choose no more than three relevant options.

October 2024

**WHAT ARE THE MAIN GOALS IMPLEMENTED BY THE CHURCH OR RELIGIOUS ASSOCIATION THAT YOU BELONG TO?\***  
% of those who associate themselves with a particular church or religious organisation

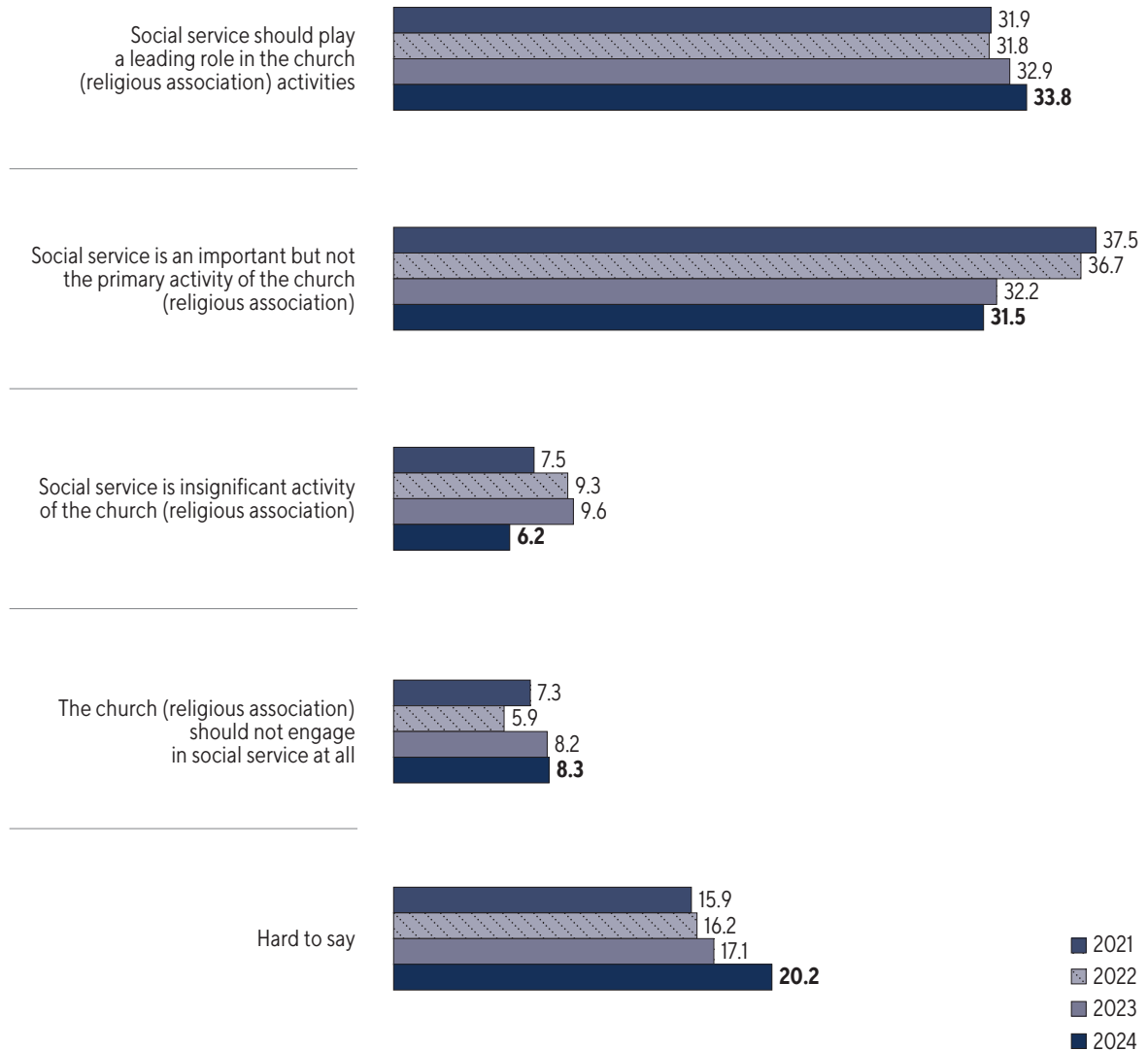
(continued)

	CONFESSIONAL AND CHURCH IDENTITY																			
	OCU					UOC-MP					UGCC					Just Christians				
	2021	2022	2023	2024	2021	2022	2023	2024	2021	2022	2023	2024	2021	2022	2023	2024	2021	2022	2023	2024
Worshipping God, praying together	60.6	59.7	62.3	<b>59.7</b>	62.2	62.1	62.0	<b>71.4</b>	77.6	78.8	73.0	<b>55.2</b>	41.5	36.3	<b>41.3</b>					
Providing spiritual support to people experiencing spiritual crisis	43.3	53.5	50.5	<b>48.1</b>	46.7	44.8	56.5	<b>63.8</b>	43.8	43.8	43.6	<b>42.2</b>	35.5	31.9	<b>39.1</b>					
Protecting traditional values	29.5	27.2	28.5	<b>33.9</b>	31.0	21.4	29.6	<b>26.7</b>	21.8	42.1	28.1	<b>29.2</b>	33.3	17.6	<b>22.8</b>					
Promoting moral recovery of society	26.4	26.0	27.1	<b>29.9</b>	28.3	29.3	30.3	<b>28.8</b>	31.2	31.5	39.3	<b>20.1</b>	23.7	20.9	<b>13.0</b>					
Helping vulnerable populations	21.2	24.2	25.9	<b>22.2</b>	25.8	23.1	23.1	<b>24.8</b>	9.5	15.3	15.6	<b>16.2</b>	24.7	23.1	<b>30.4</b>					
Educating youth	14.3	10.0	10.4	<b>8.4</b>	9.7	13.8	15.7	<b>11.4</b>	28.4	17.2	23.3	<b>3.2</b>	6.5	7.7	<b>7.6</b>					
Promoting peace and tolerance	15.4	7.5	8.4	<b>7.2</b>	9.3	14.5	7.3	<b>3.8</b>	12.4	9.4	5.2	<b>4.5</b>	6.5	13.2	<b>8.7</b>					
Involving as many believers in the church (religious association) as possible	4.4	3.7	5.7	<b>6.1</b>	4.4	0.9	9.2	<b>5.7</b>	4.7	4.0	4.3	<b>3.2</b>	14.0	9.9	<b>3.3</b>					
Spreading its influence in society	8.5	7.7	6.5	<b>7.4</b>	9.3	3.4	5.5	<b>9.5</b>	4.7	5.4	7.6	<b>7.1</b>	10.8	12.1	<b>8.7</b>					
Shaping state policy, both domestic and foreign	2.8	3.8	3.6	<b>4.4</b>	1.8	0.9	0.9	<b>0.0</b>	0.6	1.0	2.4	<b>2.6</b>	4.3	7.7	<b>6.5</b>					
Increasing revenues of the church (religious association)	1.1	2.5	2.3	<b>3.5</b>	3.1	4.3	2.8	<b>7.6</b>	0.0	1.5	4.3	<b>1.9</b>	9.6	9.9	<b>6.5</b>					
Organising religious education and teaching of basics of religion	1.9	3.2	1.8	<b>1.2</b>	2.2	3.4	3.7	<b>1.0</b>	7.1	6.4	3.8	<b>1.3</b>	3.2	3.3	<b>4.3</b>					
Competing with other churches to influence the believers	3.6	2.5	3.9	<b>1.7</b>	1.8	0.0	2.8	<b>3.8</b>	0.0	2.5	2.4	<b>2.6</b>	15.1	9.9	<b>3.3</b>					
Helping to master professions	1.1	1.0	0.9	<b>1.3</b>	0.4	1.7	1.9	<b>0.0</b>	0.6	1.0	0.5	<b>0.6</b>	3.2	2.2	<b>2.2</b>					
Other	0.3	0.2	0.2	<b>0.2</b>	0.0	0.0	0.0	<b>0.0</b>	0.0	0.0	0.5	<b>0.0</b>	0.0	1.1	<b>0.0</b>					
Hard to say	2.5	3.8	2.1	<b>4.9</b>	4.9	6.0	0.9	<b>1.0</b>	1.8	1.0	2.9	<b>13.0</b>	7.5	14.3	<b>15.2</b>					

\* Respondents were asked to choose no more than three relevant options.

**WHAT PLACE SHOULD SOCIAL SERVICE OCCUPY IN THE CHURCH, RELIGIOUS ASSOCIATION ACTIVITIES, NAMELY HELPING AND SUPPORTING PEOPLE (E.G., FINANCIAL ASSISTANCE, HELP WITH LEARNING, ORGANISATION OF LEISURE TIME, ETC.)?**

% of respondents



	REGIONS							
	West		Centre		South		East	
	2023	2024	2023	2024	2023	2024	2023	2024
Social service should play a leading role in the church (religious association) activities	29.9	37.7	34.4	31.9	36.1	32.9	32.4	33.2
Social service is an important but not the primary activity of the church (religious association)	40.7	36.8	29.5	32.4	28.3	33.3	28.7	22.4
Social service is insignificant activity of the church (religious association)	9.1	5.3	7.6	5.8	9.0	5.8	14.9	8.2
The church (religious association) should not engage in social service at all	6.5	4.4	10.9	7.6	7.3	8.8	5.0	14.6
Hard to say	13.8	15.8	17.5	22.4	19.3	19.2	19.1	21.6

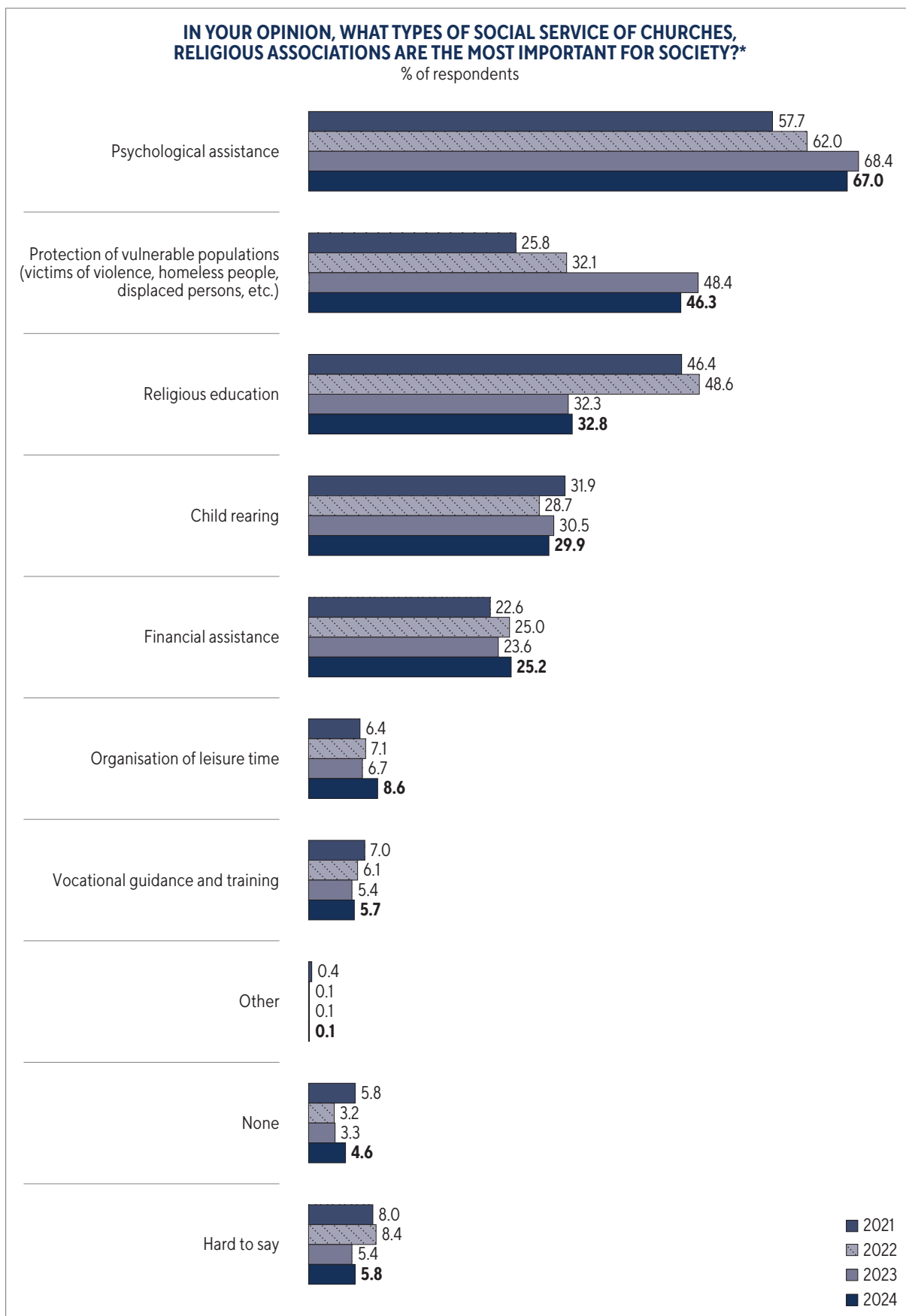
**WHAT PLACE SHOULD SOCIAL SERVICE OCCUPY IN THE CHURCH, RELIGIOUS ASSOCIATION ACTIVITIES, NAMELY HELPING AND SUPPORTING PEOPLE (E.G., FINANCIAL ASSISTANCE, HELP WITH LEARNING, ORGANISATION OF LEISURE TIME, ETC.)?**

% of respondents

(continued)

	AGE (October 2024)											
	18-24	25-29	30-39	40-49	50-59	60+						
Social service should play a leading role in the church (religious association) activities	26.2	30.7	32.8	30.9	35.5	38.4						
Social service is an important but not the primary activity of the church (religious association)	26.2	33.3	30.1	31.2	33.7	32.2						
Social service is insignificant activity of the church (religious association)	7.6	6.0	6.7	8.1	5.7	4.6						
The church (religious association) should not engage in social service at all	7.6	7.3	9.1	8.1	8.1	8.6						
Hard to say	32.6	22.7	21.3	21.7	16.9	16.1						
	CONFESSIONAL AND CHURCH IDENTITY											
	OCU				UOC-MP				Just Orthodox			
	2021	2022	2023	2024	2021	2022	2023	2024	2021	2022	2023	2024
Social service should play a leading role in the church (religious association) activities	37.7	34.2	40.7	<b>35.5</b>	33.1	33.3	25.2	<b>30.4</b>	33.3	30.5	25.9	<b>31.7</b>
Social service is an important but not the primary activity of the church (religious association)	47.0	43.9	34.2	<b>37.4</b>	43.3	36.4	38.3	<b>43.8</b>	30.0	32.6	33.7	<b>28.1</b>
Social service is insignificant activity of the church (religious association)	6.1	7.1	7.2	<b>5.5</b>	4.9	9.1	20.0	<b>6.3</b>	8.5	8.1	11.8	<b>6.1</b>
The church (religious association) should not engage in social service at all	3.7	2.9	6.7	<b>5.3</b>	8.2	9.1	8.7	<b>8.9</b>	7.8	5.7	6.7	<b>9.0</b>
Hard to say	5.5	12.0	11.3	<b>16.3</b>	10.6	12.1	7.8	<b>10.7</b>	20.5	23.0	22.0	<b>25.2</b>
	CONFESSIONAL AND CHURCH IDENTITY											
	UGCC				Just Christians				I do not belong to any religion			
	2021	2022	2023	2024	2021	2022	2023	2024	2021	2022	2023	2024
Social service should play a leading role in the church (religious association) activities	28.7	33.0	30.3	<b>42.3</b>	27.5	24.1	26.6	<b>30.3</b>	23.5	25.0	25.7	<b>23.4</b>
Social service is an important but not the primary activity of the church (religious association)	60.1	48.1	42.1	<b>39.8</b>	31.0	33.9	27.1	<b>24.7</b>	25.6	15.7	18.4	<b>19.9</b>
Social service is insignificant activity of the church (religious association)	4.5	12.1	10.0	<b>4.6</b>	9.9	16.7	13.5	<b>13.1</b>	9.8	10.2	7.4	<b>6.2</b>
The church (religious association) should not engage in social service at all	1.7	1.5	5.9	<b>1.7</b>	11.7	6.3	10.5	<b>12.6</b>	11.6	19.5	15.1	<b>16.7</b>
Hard to say	5.1	5.3	11.8	<b>11.6</b>	19.9	19.0	22.3	<b>19.2</b>	29.6	29.7	33.5	<b>33.9</b>

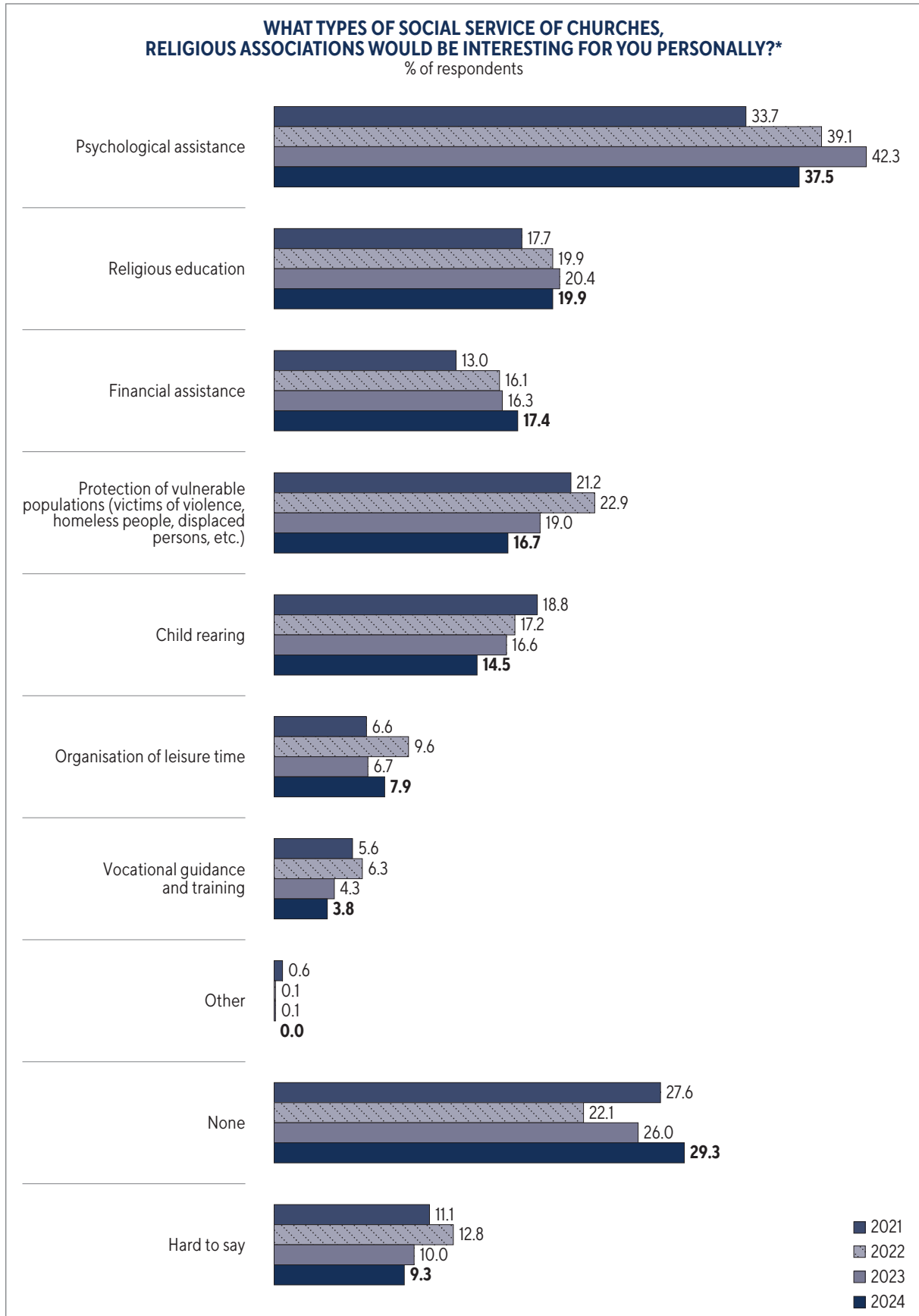




\* Respondents were asked to choose no more than three relevant options.

<b>IN YOUR OPINION, WHAT TYPES OF SOCIAL SERVICE OF CHURCHES,            RELIGIOUS ASSOCIATIONS ARE THE MOST IMPORTANT FOR SOCIETY?*</b> % of respondents (continued)												
	REGIONS (October 2024)											
	West		Centre		South		East					
Psychological assistance	64.8		65.9		72.0		68.9					
Protection of vulnerable populations (victims of violence, homeless people, displaced persons, etc.)	33.7		53.2		50.4		46.1					
Religious education	47.1		31.2		25.0		22.6					
Child rearing	48.5		27.5		15.9		19.3					
Financial assistance	12.5		26.4		36.8		32.0					
Organisation of leisure time	11.4		5.9		11.3		9.2					
Vocational guidance and training	4.2		5.4		5.4		8.0					
Other	0.2		0.0		0.4		0.0					
None	3.8		4.2		2.5		7.3					
Hard to say	6.5		5.9		5.0		5.4					
	AGE (October 2024)											
	18-24		25-29		30-39		40-49		50-59		60+	
Psychological assistance	64.3		66.7		67.0		66.5		66.9		68.3	
Protection of vulnerable populations (victims of violence, homeless people, displaced persons, etc.)	43.9		46.0		46.2		43.8		49.8		46.8	
Religious education	26.9		36.7		31.2		31.2		38.4		32.4	
Child rearing	16.4		30.7		35.0		27.6		30.3		31.2	
Financial assistance	24.6		23.3		22.2		26.8		22.3		28.5	
Organisation of leisure time	12.3		10.0		9.3		10.0		5.7		7.4	
Vocational guidance and training	6.4		5.3		6.0		4.1		6.3		6.0	
Other	0.6		0.0		0.0		0.0		0.3		0.0	
None	7.0		3.3		5.5		5.9		1.8		4.3	
Hard to say	9.9		6.7		3.8		7.0		7.2		4.3	
	CONFESSIONAL AND CHURCH IDENTITY											
	OCU		UOC-MP		Just Orthodox		UGCC		Just Christians		I do not belong to any religion	
	2023	2024	2023	2024	2023	2024	2023	2024	2023	2024	2023	2024
Psychological assistance	77.0	<b>74.6</b>	69.6	<b>68.5</b>	72.2	<b>65.3</b>	62.4	<b>62.1</b>	60.5	<b>69.3</b>	47.2	<b>52.4</b>
Protection of vulnerable populations (victims of violence, homeless people, displaced persons, etc.)	52.2	<b>49.1</b>	49.1	<b>49.5</b>	49.4	<b>49.3</b>	39.6	<b>32.5</b>	48.7	<b>44.7</b>	44.9	<b>49.1</b>
Religious education	34.5	<b>34.9</b>	38.3	<b>46.8</b>	27.2	<b>31.4</b>	50.9	<b>53.8</b>	31.1	<b>24.6</b>	11.0	<b>12.7</b>
Child rearing	33.5	<b>34.1</b>	34.8	<b>33.9</b>	23.9	<b>24.5</b>	47.3	<b>47.9</b>	28.8	<b>23.1</b>	12.1	<b>10.5</b>
Financial assistance	24.0	<b>22.2</b>	20.7	<b>30.4</b>	28.2	<b>28.4</b>	16.2	<b>13.3</b>	30.3	<b>33.2</b>	20.2	<b>32.1</b>
Organisation of leisure time	7.2	<b>8.6</b>	9.6	<b>12.5</b>	6.3	<b>5.8</b>	8.1	<b>13.3</b>	6.1	<b>9.0</b>	4.4	<b>7.0</b>
Vocational guidance and training	5.3	<b>5.6</b>	3.4	<b>4.5</b>	3.1	<b>3.2</b>	8.1	<b>5.4</b>	9.2	<b>7.5</b>	3.3	<b>7.8</b>
Other	0.0	<b>0.0</b>	0.0	<b>0.0</b>	0.4	<b>0.0</b>	0.0	<b>0.4</b>	0.0	<b>0.0</b>	0.7	<b>0.0</b>
None	0.7	<b>1.8</b>	6.1	<b>1.8</b>	2.4	<b>3.2</b>	0.9	<b>0.4</b>	4.4	<b>5.5</b>	12.9	<b>15.1</b>
Hard to say	2.8	<b>3.9</b>	0.9	<b>5.4</b>	10.6	<b>7.9</b>	4.5	<b>3.8</b>	6.6	<b>5.5</b>	11.4	<b>9.4</b>

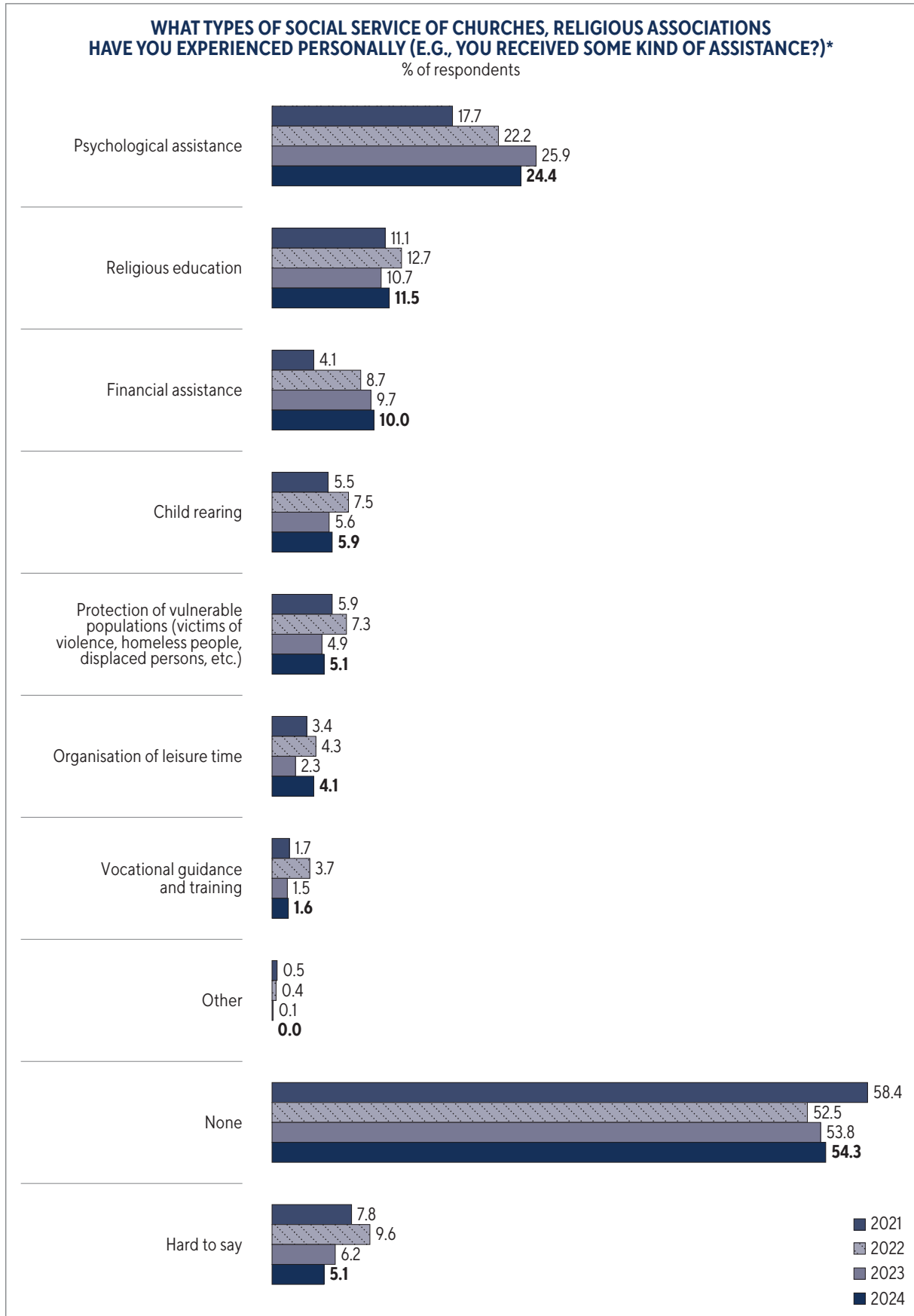
\* Respondents were asked to choose no more than three relevant options.



\* Respondents were asked to choose no more than three relevant options.

<b>WHAT TYPES OF SOCIAL SERVICE OF CHURCHES,            RELIGIOUS ASSOCIATIONS WOULD BE INTERESTING FOR YOU PERSONALLY?*</b> % опитаних												
	REGIONS (October 2024)											
	West		Centre		South		East					
Psychological assistance	33.0		39.3		36.8		39.9					
Religious education	29.8		19.8		9.6		13.4					
Financial assistance	5.7		21.2		21.3		22.1					
Protection of vulnerable populations (victims of violence, homeless people, displaced persons, etc.)	11.8		18.1		24.3		15.8					
Child rearing	24.4		14.4		4.6		8.0					
Organisation of leisure time	13.5		5.9		6.3		6.1					
Vocational guidance and training	2.9		4.9		2.1		4.0					
Other	0.0		0.0		0.0		0.0					
None	27.9		24.1		34.7		38.4					
Hard to say	8.2		11.8		6.7		7.1					
	AGE (October 2024)											
	18-24		25-29		30-39		40-49		50-59		60+	
Psychological assistance	25.7		33.6		34.5		33.1		41.9		44.4	
Religious education	18.1		19.3		20.1		20.8		20.5		19.6	
Financial assistance	12.3		16.7		12.4		13.2		16.8		25.7	
Protection of vulnerable populations (victims of violence, homeless people, displaced persons, etc.)	15.8		13.3		15.8		14.1		16.5		20.2	
Child rearing	8.2		16.8		17.9		14.3		14.5		13.2	
Organisation of leisure time	8.2		8.1		9.4		7.6		6.6		7.5	
Vocational guidance and training	8.2		6.0		3.6		3.0		3.3		3.1	
Other	0.0		0.0		0.0		0.0		0.0		0.0	
None	41.5		32.0		33.5		34.1		27.9		20.1	
Hard to say	9.9		12.8		8.6		8.7		10.5		8.2	
	CONFESSIONAL AND CHURCH IDENTITY											
	OCU		UOC-MP		Just Orthodox		UGCC		Just Christians		I do not belong to any religion	
	2023	2024	2023	2024	2023	2024	2023	2024	2023	2024	2023	2024
Psychological assistance	51.8	<b>48.2</b>	54.8	<b>52.7</b>	42.1	<b>29.2</b>	38.3	<b>35.8</b>	34.2	<b>38.2</b>	16.6	<b>15.1</b>
Religious education	24.5	<b>22.4</b>	31.9	<b>34.8</b>	10.2	<b>16.6</b>	37.4	<b>35.8</b>	11.0	<b>10.6</b>	2.2	<b>3.2</b>
Financial assistance	17.8	<b>18.4</b>	24.3	<b>26.1</b>	15.3	<b>19.1</b>	11.3	<b>6.7</b>	20.1	<b>23.1</b>	8.8	<b>14.0</b>
Protection of vulnerable populations (victims of violence, homeless people, displaced persons, etc.)	22.1	<b>19.5</b>	33.9	<b>25.2</b>	21.6	<b>14.4</b>	12.2	<b>9.6</b>	17.9	<b>15.6</b>	11.0	<b>14.5</b>
Child rearing	16.9	<b>16.3</b>	27.8	<b>20.5</b>	11.8	<b>11.5</b>	31.1	<b>22.9</b>	12.7	<b>12.6</b>	4.4	<b>3.8</b>
Organisation of leisure time	5.9	<b>10.0</b>	13.9	<b>12.5</b>	6.3	<b>2.5</b>	14.0	<b>15.0</b>	7.0	<b>6.0</b>	1.1	<b>4.0</b>
Vocational guidance and training	4.5	<b>4.2</b>	5.2	<b>2.7</b>	2.4	<b>2.2</b>	6.8	<b>3.8</b>	7.0	<b>5.0</b>	1.8	<b>3.5</b>
Other	0.0	<b>0.0</b>	0.0	<b>0.0</b>	0.0	<b>0.0</b>	0.5	<b>0.0</b>	0.0	<b>0.0</b>	0.0	<b>0.0</b>
None	18.2	<b>18.5</b>	15.7	<b>13.4</b>	25.5	<b>33.2</b>	15.8	<b>17.0</b>	36.0	<b>36.7</b>	58.8	<b>61.3</b>
Hard to say	8.3	<b>9.7</b>	4.3	<b>5.4</b>	12.9	<b>12.6</b>	12.2	<b>10.0</b>	10.5	<b>8.5</b>	11.8	<b>8.9</b>

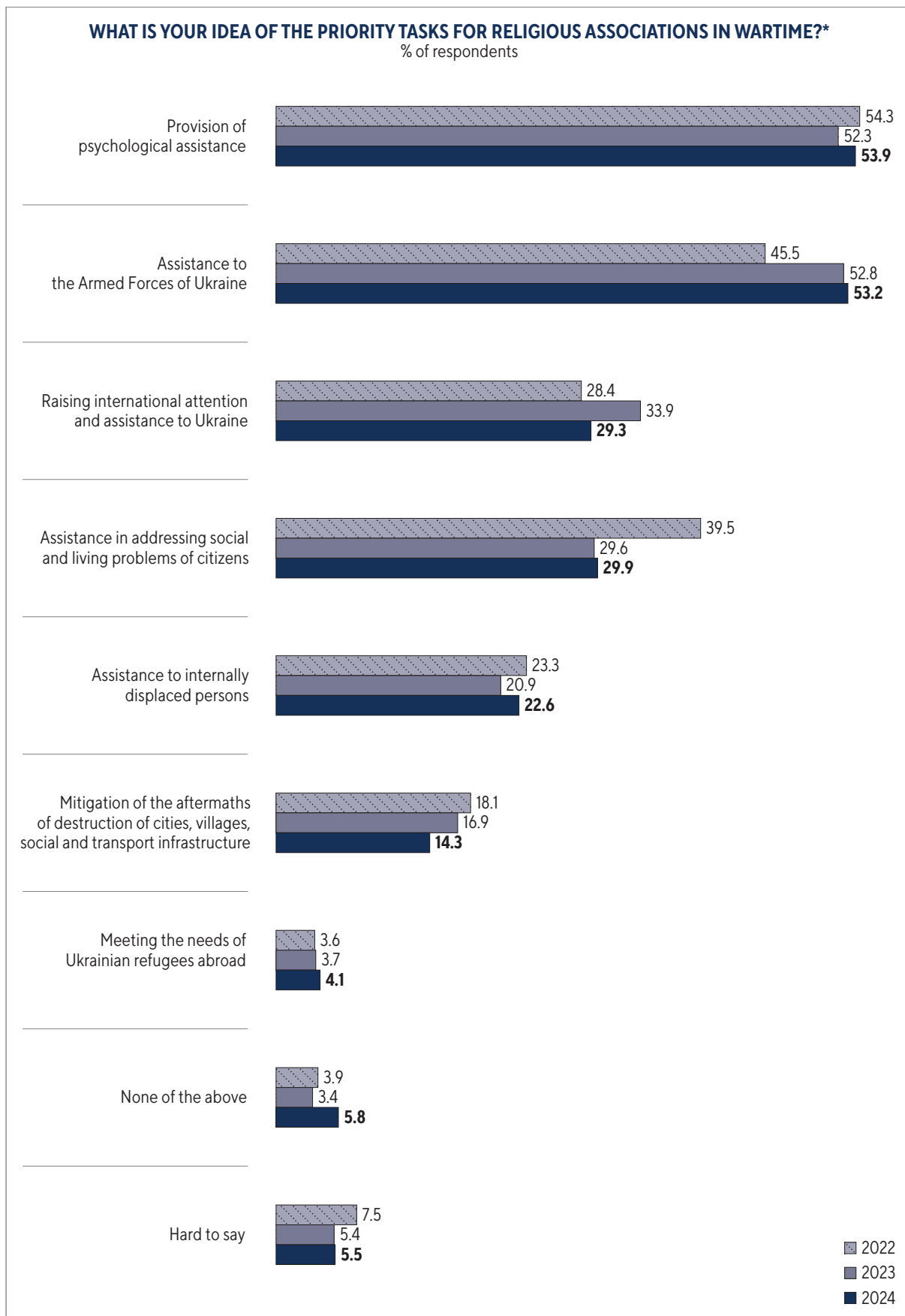
\* Respondents were asked to choose no more than three relevant options.



\* Respondents were asked to choose no more than three relevant options.

WHAT TYPES OF SOCIAL SERVICE OF CHURCHES, RELIGIOUS ASSOCIATIONS HAVE YOU EXPERIENCED PERSONALLY (E.G., YOU RECEIVED SOME KIND OF ASSISTANCE?)*													
<div style="display: flex; justify-content: space-between;"> <span>% of respondents</span> <span>(continued)</span> </div>													
	REGIONS (October 2024)												
	West			Centre			South			East			
Psychological assistance	23.4			21.9			25.5			29.5			
Religious education	15.8			11.9			6.3			8.5			
Financial assistance	2.9			11.5			11.3			15.3			
Child rearing	13.1			4.3			2.5			2.1			
Protection of vulnerable populations (victims of violence, homeless people, displaced persons, etc.)	2.9			4.3			12.1			5.4			
Organisation of leisure time	8.6			2.2			0.8			4.0			
Vocational guidance and training	1.1			1.4			0.4			2.8			
Other	0.2			0.0			0.0			0.0			
None	49.0			55.8			52.7			58.8			
Hard to say	5.3			6.1			3.8			3.8			
	AGE (October 2024)												
	18-24		25-29		30-39		40-49		50-59		60+		
Psychological assistance	12.9		15.3		23.4		20.1		28.6		31.0		
Religious education	8.1		10.0		10.3		11.7		15.1		11.7		
Financial assistance	5.8		6.7		8.2		5.9		9.0		16.5		
Child rearing	2.9		7.3		7.9		6.8		4.5		5.1		
Protection of vulnerable populations (victims of violence, homeless people, displaced persons, etc.)	4.7		4.7		3.8		6.2		6.0		4.8		
Organisation of leisure time	3.5		5.3		4.6		4.6		2.1		4.5		
Vocational guidance and training	2.9		1.3		2.4		1.6		0.3		1.2		
Other	0.0		0.0		0.0		0.0		0.3		0.0		
None	69.0		59.3		57.3		58.3		52.0		45.5		
Hard to say	5.3		8.0		6.5		5.7		3.6		3.9		
	CONFESSIONAL AND CHURCH IDENTITY												
	OCU		UOC-MP		Just Orthodox		UGCC		Just Christians		I do not belong to any religion		
	2023	2024	2023	2024	2023	2024	2023	2024	2023	2024	2023	2024	
Psychological assistance	33.2	<b>31.1</b>	40.0	<b>48.2</b>	16.9	<b>17.6</b>	32.9	<b>27.9</b>	13.5	<b>20.6</b>	6.3	<b>4.0</b>	
Religious education	12.9	<b>13.6</b>	14.8	<b>19.6</b>	4.7	<b>6.5</b>	21.2	<b>21.3</b>	5.7	<b>8.5</b>	1.1	<b>0.3</b>	
Financial assistance	11.0	<b>11.5</b>	18.1	<b>17.9</b>	7.8	<b>11.2</b>	7.7	<b>3.8</b>	7.9	<b>11.1</b>	2.9	<b>4.3</b>	
Child rearing	5.3	<b>6.7</b>	5.2	<b>8.0</b>	2.8	<b>4.3</b>	14.4	<b>12.5</b>	7.0	<b>2.5</b>	1.5	<b>0.8</b>	
Protection of vulnerable populations (victims of violence, homeless people, displaced persons, etc.)	5.4	<b>5.6</b>	9.5	<b>8.0</b>	2.4	<b>2.9</b>	1.4	<b>4.6</b>	8.8	<b>5.5</b>	3.3	<b>4.3</b>	
Organisation of leisure time	2.3	<b>3.2</b>	5.2	<b>8.9</b>	1.2	<b>2.2</b>	7.7	<b>12.1</b>	0.4	<b>3.5</b>	0.4	<b>0.5</b>	
Vocational guidance and training	0.9	<b>2.5</b>	6.9	<b>0.9</b>	0.8	<b>0.7</b>	2.7	<b>0.4</b>	2.2	<b>2.0</b>	0.0	<b>0.3</b>	
Other	0.1	<b>0.0</b>	0.0	<b>0.0</b>	0.4	<b>0.0</b>	0.0	<b>0.4</b>	0.0	<b>0.0</b>	0.0	<b>0.0</b>	
None	48.3	<b>44.9</b>	34.5	<b>26.1</b>	63.4	<b>63.9</b>	39.6	<b>40.8</b>	66.7	<b>64.3</b>	79.4	<b>83.3</b>	
Hard to say	4.9	<b>5.6</b>	3.4	<b>2.7</b>	7.9	<b>6.8</b>	8.1	<b>3.8</b>	3.1	<b>6.1</b>	8.5	<b>4.8</b>	

\* Respondents were asked to choose no more than three relevant options.



\* Respondents were asked to choose no more than three relevant options.

<b>WHAT IS YOUR IDEA OF THE PRIORITY TASKS FOR RELIGIOUS ASSOCIATIONS IN WARTIME?*</b>												
% of respondents <span style="float: right;">(continued)</span>												
	<b>REGIONS</b>											
	West		Centre		South		East					
	2023	2024	2023	2024	2023	2024	2023	2024	2023	2024	2023	2024
Provision of psychological assistance	49.3	<b>58.3</b>	53.7	<b>50.8</b>	50.9	<b>52.1</b>	54.0	<b>55.7</b>				
Assistance to the Armed Forces of Ukraine	61.7	<b>65.7</b>	58.2	<b>59.0</b>	34.2	<b>31.4</b>	40.3	<b>38.6</b>				
Assistance in addressing social and living problems of citizens	23.2	<b>23.8</b>	32.4	<b>31.0</b>	38.9	<b>27.6</b>	26.7	<b>33.9</b>				
Raising international attention and assistance to Ukraine	24.9	<b>27.2</b>	36.8	<b>30.2</b>	32.9	<b>33.5</b>	40.2	<b>30.8</b>				
Assistance to internally displaced persons	21.6	<b>15.6</b>	18.9	<b>25.3</b>	23.9	<b>26.3</b>	22.3	<b>23.8</b>				
Mitigation of the aftermaths of destruction of cities, villages, social and transport infrastructure	14.6	<b>7.0</b>	15.2	<b>14.1</b>	31.6	<b>22.6</b>	14.9	<b>18.9</b>				
Meeting the needs of Ukrainian refugees abroad	3.4	<b>2.5</b>	3.2	<b>3.6</b>	6.4	<b>5.9</b>	3.5	<b>6.4</b>				
None of the above	4.7	<b>5.0</b>	2.8	<b>3.8</b>	4.3	<b>13.4</b>	2.5	<b>6.4</b>				
Hard to say	6.2	<b>5.0</b>	4.4	<b>6.1</b>	6.4	<b>3.3</b>	6.2	<b>6.1</b>				
	<b>CONFESSIONAL AND CHURCH IDENTITY</b>											
	OCU		UOC-MP		Just Orthodox		UGCC		Just Christians		I do not belong to any religion	
	2023	2024	2023	2024	2023	2024	2023	2024	2023	2024	2023	2024
Provision of psychological assistance	57.9	<b>60.2</b>	57.8	<b>58.0</b>	50.4	<b>52.7</b>	47.3	<b>59.6</b>	51.3	<b>52.8</b>	38.2	<b>35.8</b>
Assistance to the Armed Forces of Ukraine	56.7	<b>60.3</b>	47.8	<b>47.3</b>	48.4	<b>42.2</b>	76.6	<b>68.8</b>	45.2	<b>48.2</b>	38.0	<b>43.5</b>
Assistance in addressing social and living problems of citizens	30.2	<b>33.5</b>	39.1	<b>22.3</b>	29.0	<b>26.4</b>	24.3	<b>23.3</b>	32.0	<b>30.2</b>	25.8	<b>30.4</b>
Raising international attention and assistance to Ukraine	36.5	<b>30.7</b>	30.4	<b>40.2</b>	33.1	<b>33.6</b>	27.6	<b>30.0</b>	35.5	<b>29.6</b>	32.4	<b>25.5</b>
Assistance to internally displaced persons	21.3	<b>21.5</b>	24.3	<b>35.7</b>	18.8	<b>28.4</b>	23.4	<b>18.3</b>	18.9	<b>25.1</b>	19.5	<b>16.9</b>
Mitigation of the aftermaths of destruction of cities, villages, social and transport infrastructure	19.1	<b>15.1</b>	25.2	<b>22.3</b>	11.8	<b>18.4</b>	20.7	<b>11.3</b>	17.9	<b>14.6</b>	7.4	<b>10.2</b>
Meeting the needs of Ukrainian refugees abroad	4.5	<b>4.2</b>	6.9	<b>3.6</b>	3.1	<b>5.1</b>	2.7	<b>0.8</b>	2.6	<b>4.5</b>	2.9	<b>5.4</b>
None of the above	2.1	<b>1.5</b>	1.7	<b>1.8</b>	4.3	<b>5.4</b>	0.0	<b>0.8</b>	3.9	<b>10.1</b>	9.6	<b>16.4</b>
Hard to say	2.8	<b>3.8</b>	0.9	<b>4.5</b>	7.8	<b>6.5</b>	5.9	<b>4.6</b>	4.4	<b>4.5</b>	12.2	<b>9.7</b>

\* Respondents were asked to choose no more than three relevant options.



<b>ARE YOU AWARE OF ANY CASES WHERE RELIGIOUS COMMUNITIES (OF ANY RELIGIOUS AFFILIATION) DID ANYTHING OF THE FOLLOWING AFTER THE ONSET OF RUSSIA'S LARGE-SCALE WAR AGAINST UKRAINE (after 24 February 2022)...?*</b> % of respondents							
	UKRAINE			REGIONS (October 2024)			
	2022	2023	2024	West	Centre	South	Easy
<b>Provided assistance to the Armed Forces of Ukraine</b>							
Yes	47.7	48.9	<b>49.1</b>	77.9	45.8	31.4	29.9
No	51.6	50.6	<b>50.3</b>	21.1	54.0	68.2	69.2
No answer	0.7	0.5	<b>0.6</b>	1.0	0.2	0.4	0.9
<b>Provided material aid to refugees</b>							
Yes	43.5	39.6	<b>37.6</b>	49.5	38.1	25	28.8
No	56.1	59.7	<b>61.6</b>	49.3	61.4	74.2	70.3
No answer	0.4	0.7	<b>0.8</b>	1.1	0.5	0.8	0.9
<b>Gave shelter to refugees</b>							
Yes	40.2	41.2	<b>35.7</b>	51.2	33.1	24.7	27.8
No	59.5	58.6	<b>63.6</b>	47.6	66.5	74.9	71.0
No answer	0.4	0.2	<b>0.7</b>	1.1	0.4	0.4	1.2
<b>Brought or distributed humanitarian aid from abroad</b>							
Yes	33.3	30.2	<b>29.8</b>	34.6	26.6	43.3	22.1
No	66.1	69.1	<b>69.5</b>	64.3	73.0	55.8	76.7
No answer	0.5	0.7	<b>0.8</b>	1.1	0.4	0.8	1.2
<b>Provided assistance to health and social institutions</b>							
Yes	24.1	25.4	<b>24.7</b>	35.6	22.3	17.1	20.5
No	75.4	74.0	<b>74.3</b>	62.9	76.9	82.5	78.5
No answer	0.5	0.7	<b>1.0</b>	1.5	0.8	0.4	0.9
<b>Arranged bomb shelters in churches</b>							
Yes	26.7	24.3	<b>22.8</b>	29.5	22.4	13.4	20.5
No	73.1	75.2	<b>76.6</b>	69.3	77.5	85.8	78.6
No answer	0.2	0.5	<b>0.6</b>	1.1	0.1	0.8	0.9
<b>Provided assistance to residents of liberated and frontline territories</b>							
Yes	24.2	24.8	<b>22.1</b>	27.0	19.1	25.8	20.0
No	75.4	74.6	<b>76.9</b>	71.4	80.5	72.9	78.8
No answer	0.4	0.6	<b>1.0</b>	1.5	0.5	1.3	1.2
<b>Assisted with evacuation from occupied territories and territories under artillery fire</b>							
Yes	20.9	22.5	<b>17.8</b>	23.2	17.1	9.2	17.5
No	78.9	77.1	<b>81.4</b>	75.5	82.6	90.0	81.4
No answer	0.3	0.4	<b>0.8</b>	1.3	0.2	0.8	1.2
<b>Expressed support for Russia's actions</b>							
Yes	6.0	8.9	<b>7.0</b>	7.6	8.5	2.5	6.1
No	93.7	90.5	<b>92.4</b>	91.3	91.4	96.7	92.9
No answer	0.3	0.6	<b>0.6</b>	1.1	0.1	0.8	0.9

\* Respondents were asked to describe cases that they had personally experienced rather than not cases they knew from the media or from other people's stories.

<b>ARE YOU AWARE OF ANY CASES WHERE RELIGIOUS COMMUNITIES (OF ANY RELIGIOUS AFFILIATION) DID ANYTHING OF THE FOLLOWING AFTER THE ONSET OF RUSSIA'S LARGE-SCALE WAR AGAINST UKRAINE (after 24 February 2022)...?*</b> % of respondents (continued)							
	UKRAINE			REGIONS (October 2024)			
	2022	2023	2024	West	Centre	South	East
<b>Helped the invaders</b>							
Yes	4.2	5.8	<b>4.5</b>	5.5	5.3	0.8	4.0
No	95.6	93.6	<b>94.8</b>	93.3	94.6	98.3	94.8
No answer	0.2	0.6	<b>0.7</b>	1.1	0.1	0.8	1.2
<b>Misappropriated humanitarian aid or used it for own benefit</b>							
Yes	4.5	5.8	<b>3.7</b>	3.2	5.2	1.7	2.4
No	95.2	93.5	<b>95.7</b>	95.6	94.7	97.5	96.7
No answer	0.3	0.7	<b>0.6</b>	1.1	0.1	0.8	0.9
<b>CONFESSIONAL AND CHURCH IDENTITY (October 2024)</b>							
	OCU	UOC-MP	Just Orthodox	UGCC	Just Christians	I do not belong to any religion	
<b>Provided assistance to the Armed Forces of Ukraine</b>							
Yes	56.2	58.9	39.4	85.8	33.7	17.3	
No	43.2	40.2	60.6	13.8	65.8	82.2	
No answer	0.6	0.9	0.0	0.4	0.5	0.5	
<b>Provided material aid to refugees</b>							
Yes	43.2	49.1	28.9	58.3	30.2	12.4	
No	56.5	48.2	70.0	41.3	68.8	87.1	
No answer	0.3	2.7	1.1	0.4	1.0	0.5	
<b>Gave shelter to refugees</b>							
Yes	39.0	46.4	26.4	63.8	23.6	14.5	
No	60.4	53.6	72.9	35.8	75.9	84.7	
No answer	0.6	0.0	0.7	0.4	0.5	0.8	
<b>Brought or distributed humanitarian aid from abroad</b>							
Yes	29.5	34.8	28.2	42.9	22.6	17.8	
No	70.0	63.4	71.1	56.7	76.4	81.7	
No answer	0.6	1.8	0.7	0.4	1.0	0.5	
<b>Provided assistance to health and social institutions</b>							
Yes	25.5	32.1	20.9	40.0	23.1	9.1	
No	73.8	65.2	78.1	58.8	76.9	90.3	
No answer	0.7	2.7	1.1	1.3	0.0	0.5	
<b>Arranged bomb shelters in churches</b>							
Yes	24.8	21.4	19.5	40.8	18.6	8.6	
No	74.8	75.9	79.8	58.8	81.4	90.9	
No answer	0.4	2.7	0.7	0.4	0.0	0.5	

\* Respondents were asked to describe cases that they had personally experienced rather than not cases they knew from the media or from other people's stories.

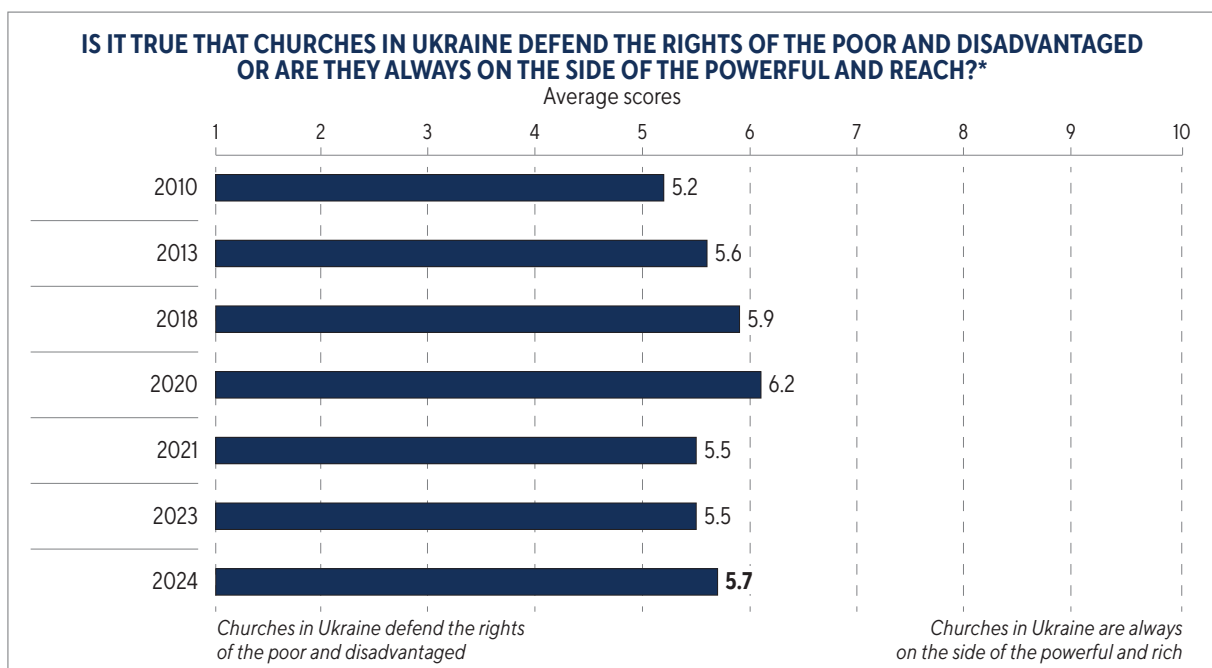
**ARE YOU AWARE OF ANY CASES WHERE RELIGIOUS COMMUNITIES (OF ANY RELIGIOUS AFFILIATION) DID ANYTHING OF THE FOLLOWING AFTER THE ONSET OF RUSSIA'S LARGE-SCALE WAR AGAINST UKRAINE (after 24 February 2022)...?\***

% of respondents

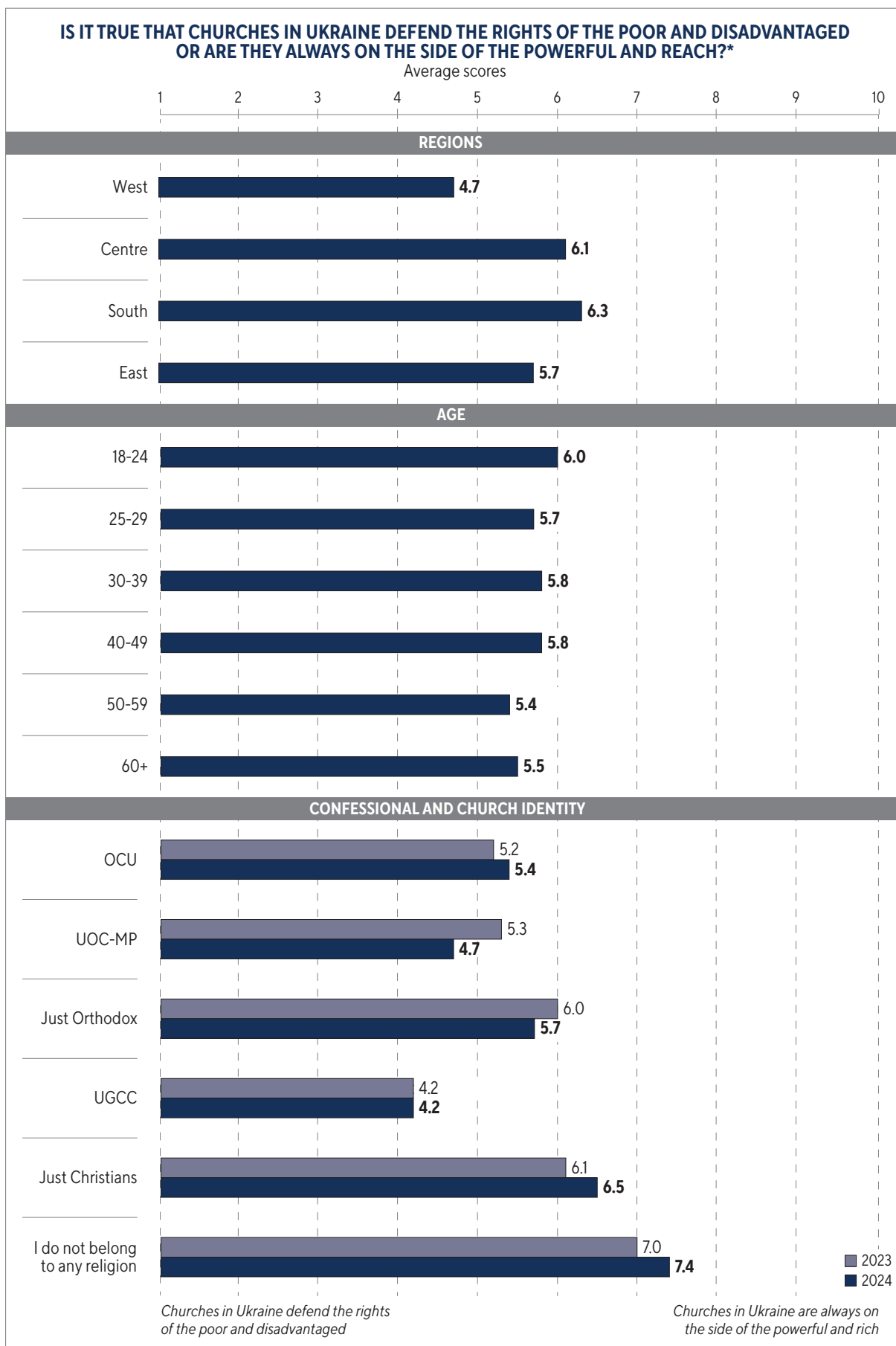
(continued)

	CONFESSIONAL AND CHURCH IDENTITY (October 2024)					
	OCU	UOC-MP	Just Orthodox	UGCC	Just Christians	I do not belong to any religion
<b>Provided assistance to residents of liberated and frontline territories</b>						
Yes	25.5	24.1	16.5	33.3	18.1	9.1
No	73.4	74.1	82.7	66.3	81.4	89.8
No answer	1.1	1.8	0.7	0.4	0.5	1.1
<b>Assisted with evacuation from occupied territories and territories under artillery fire</b>						
Yes	20.5	23.2	18.0	26.7	13.1	4.3
No	78.8	75.9	80.9	72.5	86.9	94.9
No answer	0.7	0.9	1.1	0.8	0.0	0.8
<b>Expressed support for Russia's actions</b>						
Yes	9.5	1.8	2.2	7.1	10.1	6.5
No	90.2	96.4	97.1	92.5	89.4	93.0
No answer	0.3	1.8	0.7	0.4	0.5	0.5
<b>Helped the invaders</b>						
Yes	5.3	1.8	1.4	5.8	4.0	5.1
No	94.2	96.4	97.8	93.8	95.5	94.3
No answer	0.4	1.8	0.7	0.4	0.5	0.5
<b>Misappropriated humanitarian aid or used it for own benefit</b>						
Yes	3.5	0.9	3.2	3.8	5.5	4.8
No	96.2	97.3	96.0	95.8	94.0	94.6
No answer	0.3	1.8	0.7	0.4	0.5	0.5

\* Respondents were asked to describe cases that they had personally experienced rather than not cases they knew from the media or from other people's stories.



\* On a 10-point scale, «1» means «fully agree with the statement to the left» and «10» means «fully agree with the statement to the right».



\* On a 10-point scale, «1» means «fully agree with the statement to the left» and «10» means «fully agree with the statement to the right».

**DO YOU THINK THAT RELIGIOUS COMMUNITIES (OF ANY CHURCH)  
DO ENOUGH OF THE FOLLOWING SINCE THE ONSET  
OF RUSSIA'S LARGE-SCALE WAR AGAINST UKRAINE (24 February 2022)?**

% of respondents

**Providing assistance to the Armed Forces of Ukraine**

19.2	30.1	15.2	3.5	31.9	2022
21.0	27.7	14.4	5.8	31.0	2023
<b>21.9</b>	<b>28.7</b>	<b>13.5</b>	<b>3.5</b>	<b>32.4</b>	2024

**Helping refugees**

18.3	33.4	15.5	3.2	29.6	2022
18.5	30.4	14.9	5.0	31.3	2023
<b>19.4</b>	<b>30.3</b>	<b>13.7</b>	<b>2.5</b>	<b>34.1</b>	2024

**Helping residents of the liberated and frontline territories**

14.5	21.3	14.6	5.9	43.7	2022
13.7	21.9	15.0	6.0	43.3	2023
<b>13.2</b>	<b>19.0</b>	<b>14.4</b>	<b>6.0</b>	<b>47.4</b>	2024

They do their best   
 They do a lot   
 They do little  
 They do nothing   
 Hard to say

**REGIONS (October 2024)**

	West	Centre	South	East
<b>Providing assistance to the Armed Forces of Ukraine</b>				
They do their best	34.6	16.4	22.2	16.7
They do a lot	43.3	27.8	20.5	17.2
They do little	7.6	13.4	20.5	17.2
They do nothing	1.1	3.2	2.1	7.8
Hard to say	13.3	39.2	34.7	41.2
<b>Helping refugees</b>				
They do their best	19.6	16.2	30.5	19.3
They do a lot	44.9	26.3	28.5	21.4
They do little	9.1	15.3	14.6	15.5
They do nothing	1.0	2.2	1.7	5.4
Hard to say	25.5	40.0	24.7	38.4
<b>Helping residents of the liberated and frontline territories</b>				
They do their best	14.1	10.5	15.8	15.8
They do a lot	23.6	17.1	21.7	15.3
They do little	10.9	14.9	19.6	14.8
They do nothing	6.7	5.4	5.4	7.1
Hard to say	44.8	52.1	37.5	47.1

**DO YOU THINK THAT RELIGIOUS COMMUNITIES (OF ANY CHURCH) DO ENOUGH  
OF THE FOLLOWING SINCE THE ONSET OF RUSSIA'S LARGE-SCALE WAR AGAINST UKRAINE  
(24 February 2022)?**

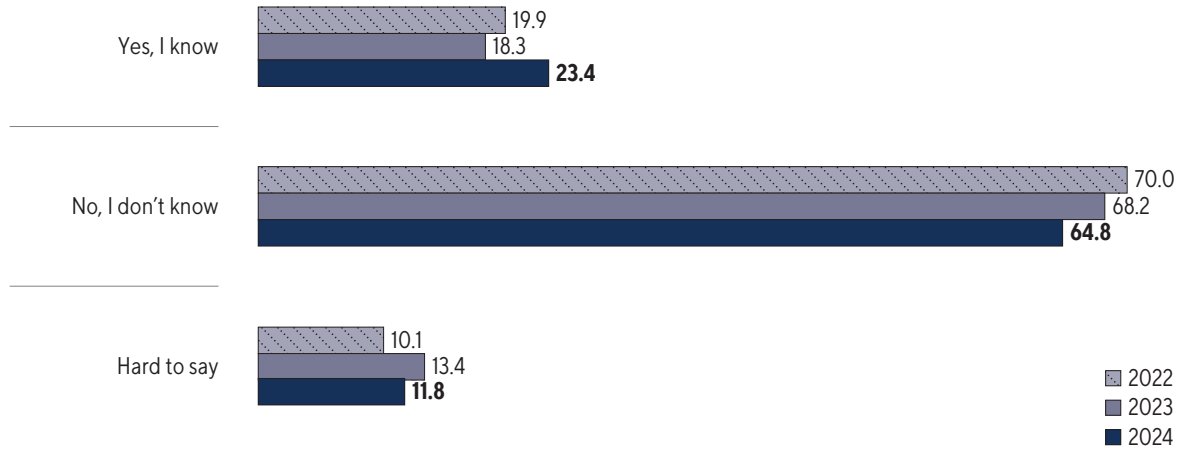
% of respondents

(continued)

	CONFESSIONAL AND CHURCH IDENTITY								
	OCU			UOC-MP			Just Orthodox		
	2022	2023	2024	2022	2023	2024	2022	2023	2024
<b>Providing assistance to the Armed Forces of Ukraine</b>									
They do their best	20.5	21.7	<b>22.3</b>	27.5	25.4	<b>30.4</b>	12.5	11.0	<b>15.5</b>
They do a lot	34.7	32.4	<b>36.1</b>	29.8	40.4	<b>29.5</b>	23.0	23.5	<b>22.4</b>
They do little	14.4	13.9	<b>11.6</b>	10.7	9.6	<b>10.7</b>	21.1	16.1	<b>14.1</b>
They do nothing	1.9	4.4	<b>1.4</b>	3.1	3.5	<b>2.7</b>	2.9	10.2	<b>4.7</b>
Hard to say	28.4	27.5	<b>28.6</b>	29.0	21.1	<b>26.8</b>	40.5	39.2	<b>43.3</b>
<b>Helping refugees</b>									
They do their best	21.8	25.5	<b>21.9</b>	19.7	28.4	<b>25.2</b>	13.9	13.7	<b>19.1</b>
They do a lot	35.9	29.3	<b>32.7</b>	40.9	34.5	<b>37.8</b>	25.9	19.6	<b>24.5</b>
They do little	14.7	15.1	<b>14.7</b>	9.8	9.5	<b>10.8</b>	21.7	12.5	<b>11.9</b>
They do nothing	1.6	4.6	<b>0.8</b>	2.3	7.8	<b>1.8</b>	3.9	11.4	<b>3.2</b>
Hard to say	26.0	25.5	<b>29.9</b>	27.3	19.8	<b>24.3</b>	34.6	42.7	<b>41.2</b>
<b>Helping residents of the liberated and frontline territories</b>									
They do their best	18.3	18.4	<b>16.0</b>	20.6	14.7	<b>18.9</b>	10.7	9.4	<b>11.5</b>
They do a lot	24.8	24.1	<b>20.9</b>	26.7	31.9	<b>18.0</b>	14.6	15.2	<b>15.5</b>
They do little	14.4	14.4	<b>14.6</b>	11.5	10.3	<b>12.6</b>	18.0	16.8	<b>13.7</b>
They do nothing	3.7	4.9	<b>4.9</b>	3.1	6.9	<b>7.2</b>	6.0	11.3	<b>6.8</b>
Hard to say	38.8	38.2	<b>43.5</b>	38.2	36.2	<b>43.2</b>	50.7	47.3	<b>52.5</b>
	CONFESSIONAL AND CHURCH IDENTITY								
	UGCC			Just Christians			I do not belong to any religion		
	2022	2023	2024	2022	2023	2024	2022	2023	2024
<b>Providing assistance to the Armed Forces of Ukraine</b>									
They do their best	30.2	23.1	<b>42.1</b>	15.5	12.8	<b>15.1</b>	5.5	9.2	<b>10.8</b>
They do a lot	47.3	42.5	<b>46.3</b>	24.7	32.6	<b>15.6</b>	12.8	13.6	<b>13.2</b>
They do little	9.8	11.3	<b>7.1</b>	22.4	15.0	<b>23.6</b>	17.4	22.1	<b>17.5</b>
They do nothing	0.0	0.9	<b>0.4</b>	6.3	4.0	<b>2.5</b>	10.6	7.7	<b>10.2</b>
Hard to say	12.7	22.2	<b>4.2</b>	31.0	35.7	<b>43.2</b>	53.6	47.4	<b>48.4</b>
<b>Helping refugees</b>									
They do their best	22.8	27.7	<b>19.9</b>	15.4	16.1	<b>15.7</b>	4.3	7.4	<b>14.2</b>
They do a lot	53.9	46.4	<b>57.7</b>	26.3	26.1	<b>17.7</b>	14.5	12.9	<b>13.4</b>
They do little	6.8	9.1	<b>5.4</b>	23.4	15.2	<b>21.2</b>	19.6	19.9	<b>16.1</b>
They do nothing	0.0	0.9	<b>0.4</b>	4.0	4.8	<b>2.5</b>	9.4	8.9	<b>7.3</b>
Hard to say	16.5	15.9	<b>16.6</b>	30.9	37.8	<b>42.9</b>	52.3	50.9	<b>48.9</b>
<b>Helping residents of the liberated and frontline territories</b>									
They do their best	11.7	9.5	<b>18.0</b>	10.9	9.2	<b>7.5</b>	3.0	7.0	<b>7.3</b>
They do a lot	27.8	32.6	<b>32.2</b>	17.7	20.6	<b>12.6</b>	9.8	7.7	<b>9.4</b>
They do little	9.8	9.5	<b>8.4</b>	20.0	16.7	<b>19.6</b>	17.9	18.8	<b>16.1</b>
They do nothing	9.3	2.7	<b>2.1</b>	8.0	4.8	<b>5.5</b>	9.8	10.0	<b>10.2</b>
Hard to say	41.5	45.7	<b>39.3</b>	43.4	48.7	<b>54.8</b>	59.6	56.5	<b>57.0</b>

**DO YOU KNOW ABOUT PRIESTS OF THE CHURCH OR RELIGIOUS ASSOCIATION TO WHICH YOU BELONG PROVIDING FOR THE SPIRITUAL AND RELIGIOUS NEEDS OF UKRAINIAN REFUGEES ABROAD?**

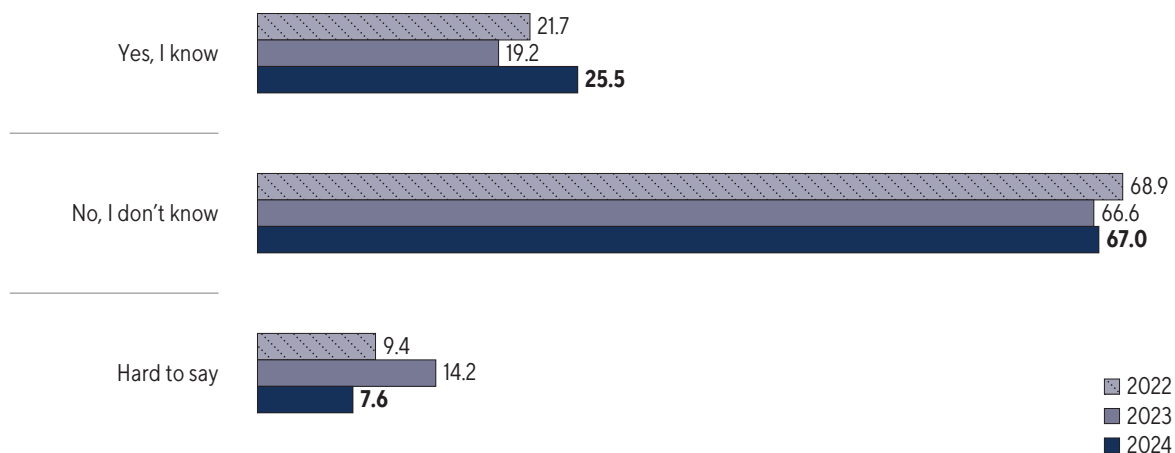
% of those who belong to a church or religious association



	REGIONS							
	West		Centre		South		East	
	2023	2024	2023	2024	2023	2024	2023	2024
Yes, I know	22.7	<b>35.2</b>	13.5	<b>14.6</b>	29.3	<b>21.2</b>	15.5	<b>22.0</b>
No, I don't know	70.5	<b>57.4</b>	68.3	<b>69.2</b>	58.6	<b>66.7</b>	68.6	<b>67.8</b>
Hard to say	6.8	<b>7.4</b>	18.2	<b>16.2</b>	12.0	<b>12.1</b>	15.9	<b>10.2</b>
	CONFESSATIONAL AND CHURCH IDENTITY							
	OCU			UOC-MP				
	2022	2023	2024	2022	2023	2024		
Yes, I know	16.2	17.4	<b>17.9</b>	16.8	17.6	<b>18.1</b>		
No, I don't know	73.3	72.3	<b>69.1</b>	72.6	74.1	<b>74.3</b>		
Hard to say	10.5	10.4	<b>13.0</b>	10.6	8.3	<b>7.6</b>		
	CONFESSATIONAL AND CHURCH IDENTITY							
	Just Orthodox		UGCC			Just Christians		
	2022	2024	2022	2023	2024	2022	2024	
Yes, I know	9.4	<b>10.6</b>	24.4	21.8	<b>44.1</b>	19.7	<b>9.1</b>	
No, I don't know	78.4	<b>72.1</b>	68.2	68.7	<b>50.8</b>	75.8	<b>79.1</b>	
Hard to say	12.2	<b>17.3</b>	7.5	9.5	<b>5.1</b>	4.5	<b>11.8</b>	

**DO YOU KNOW ABOUT PRIESTS OF THE CHURCH OR RELIGIOUS ASSOCIATION TO WHICH YOU BELONG PROVIDING HUMANITARIAN AID AND SOCIAL SUPPORT TO UKRAINIAN REFUGEES ABROAD?**

% of those who belong to a church or religious association




	REGIONS							
	West		Centre		South		East	
	2023	2024	2023	2024	2023	2024	2023	2024
Yes, I know	21.4	<b>35.7</b>	15.4	<b>17.5</b>	27.8	<b>24.8</b>	19.2	<b>24.3</b>
No, I don't know	70.9	<b>58.0</b>	66.9	<b>74.1</b>	54.9	<b>67.7</b>	63.9	<b>67.8</b>
Hard to say	7.7	<b>6.3</b>	17.7	<b>8.4</b>	17.3	<b>7.5</b>	16.8	<b>7.9</b>
	CONFESSIONAL AND CHURCH IDENTITY							
	OCU			UOC-MP				
	2022	2023	2024	2022	2023	2024		
Yes, I know	18.9	18.5	<b>20.2</b>	21.4	19.3	<b>22.2</b>		
No, I don't know	72.9	71.3	<b>71.5</b>	67.5	64.2	<b>75.0</b>		
Hard to say	8.1	10.2	<b>8.3</b>	11.1	16.5	<b>2.8</b>		
	CONFESSIONAL AND CHURCH IDENTITY							
	Just Orthodox		UGCC			Just Christians		
	2022	2024	2022	2023	2024	2022	2024	
Yes, I know	13.3	<b>16.5</b>	25.6	18.4	<b>42.4</b>	17.3	<b>10.2</b>	
No, I don't know	77.7	<b>73.9</b>	67.0	69.8	<b>53.4</b>	73.3	<b>81.5</b>	
Hard to say	9.0	<b>9.7</b>	7.4	11.8	<b>4.2</b>	9.3	<b>8.3</b>	



**DO YOU KNOW ABOUT PRIESTS OF THE CHURCH OR RELIGIOUS ASSOCIATION TO WHICH YOU BELONG PROVIDING HUMANITARIAN AID AND SOCIAL SUPPORT TO INTERNALLY DISPLACED PERSONS IN UKRAINE?**


% of those who belong to a church or religious association



	REGIONS							
	West		Centre		South		East	
	2023	2024	2023	2024	2023	2024	2023	2024
Yes, I know	52.0	<b>65.1</b>	39.2	<b>44.7</b>	65.7	<b>57.3</b>	40.1	<b>53.4</b>
No, I don't know	40.7	<b>29.0</b>	48.4	<b>47.2</b>	27.9	<b>32.1</b>	50.5	<b>40.3</b>
Hard to say	7.3	<b>5.9</b>	12.4	<b>8.1</b>	6.4	<b>10.7</b>	9.4	<b>6.4</b>
	CONFESSIONAL AND CHURCH IDENTITY							
	OCU			UOC-MP				
	2022	2023	2024	2022	2023	2024		
Yes, I know	51.3	45.4	<b>56.0</b>	54.2	44.4	<b>56.5</b>		
No, I don't know	42.7	48.2	<b>38.0</b>	38.1	49.1	<b>34.3</b>		
Hard to say	5.9	6.4	<b>5.9</b>	7.6	6.5	<b>9.3</b>		
	CONFESSIONAL AND CHURCH IDENTITY							
	Just Orthodox		UGCC			Just Christians		
	2022	2024	2022	2023	2024	2022	2024	
Yes, I know	37.4	<b>34.5</b>	62.0	58.2	<b>67.7</b>	60.5	<b>24.8</b>	
No, I don't know	53.3	<b>55.4</b>	36.0	30.0	<b>28.0</b>	34.2	<b>57.1</b>	
Hard to say	9.3	<b>10.1</b>	2.0	11.7	<b>4.3</b>	5.3	<b>18.1</b>	

**DO YOU KNOW ABOUT PRIESTS OF THE CHURCH OR RELIGIOUS ASSOCIATION TO WHICH YOU BELONG PARTICIPATING IN THE DEFENCE OF UKRAINE (AS CHAPLAINS, SERVICEMEN OF THE ARMED FORCES OF UKRAINE, TERRITORIAL DEFENCE)?**

% of those who belong to a church or religious association




	REGIONS							
	West		Centre		South		East	
	2023	2024	2023	2024	2023	2024	2023	2024
Yes, I know	53.1	<b>65.8</b>	53.1	<b>41.2</b>	59.0	<b>38.9</b>	29.8	<b>48.7</b>
No, I don't know	41.0	<b>28.7</b>	41.0	<b>50.2</b>	33.8	<b>51.9</b>	59.0	<b>43.3</b>
Hard to say	5.9	<b>5.4</b>	5.9	<b>8.6</b>	7.2	<b>9.2</b>	11.2	<b>8.0</b>
	CONFESSIONAL AND CHURCH IDENTITY							
	OCU			UOC-MP				
	2022	2023	2024	2022	2023	2024		
Yes, I know	50.2	50.7	<b>53.5</b>	47.9	30.6	<b>42.7</b>		
No, I don't know	43.2	43.3	<b>39.1</b>	40.3	59.3	<b>50.0</b>		
Hard to say	6.6	6.0	<b>7.4</b>	11.8	10.2	<b>7.3</b>		
	CONFESSIONAL AND CHURCH IDENTITY							
	Just Orthodox		UGCC			Just Christians		
	2022	2024	2022	2023	2024	2022	2024	
Yes, I know	34.4	<b>34.1</b>	53.5	53.3	<b>65.8</b>	40.0	<b>22.9</b>	
No, I don't know	56.0	<b>57.1</b>	43.1	37.4	<b>29.9</b>	52.0	<b>64.8</b>	
Hard to say	9.6	<b>8.8</b>	3.5	9.3	<b>4.3</b>	8.0	<b>12.4</b>	

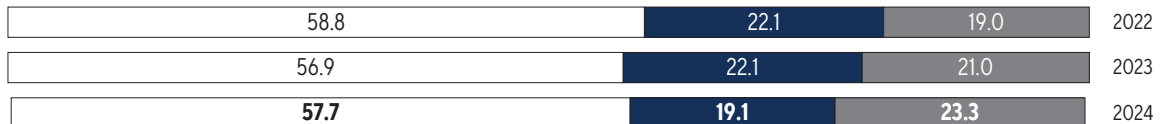
**DID THE RELIGIOUS COMMUNITY TO WHICH YOU BELONG DO ANYTHING OF THE FOLLOWING AFTER THE ONSET OF RUSSIA'S LARGE-SCALE WAR AGAINST UKRAINE (after 24 February 2022)...?**

% of those who belong to a religious community (parish)


**Provided assistance to the Armed Forces of Ukraine**



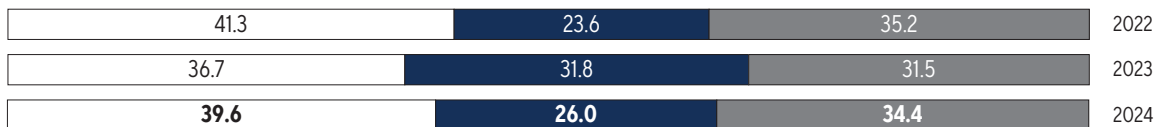
**Gave shelter to refugees**



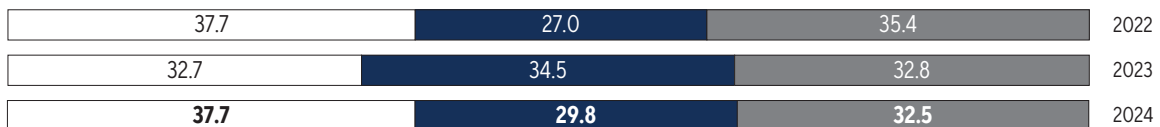
**Provided material aid to refugees**



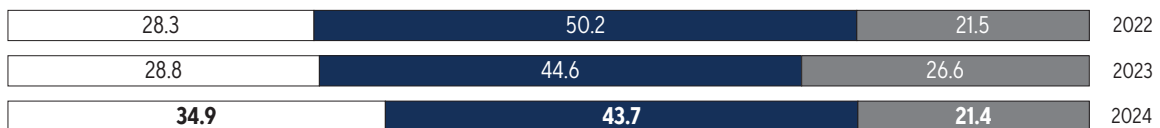
**Brought or distributed humanitarian aid from abroad**



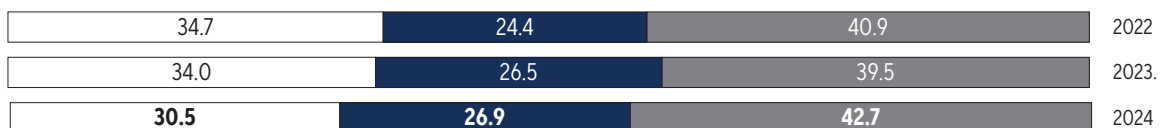
**Provided assistance to health and social institutions**



**Arranged bomb shelters in churches**



**Provided assistance to residents of liberated and frontline territories**

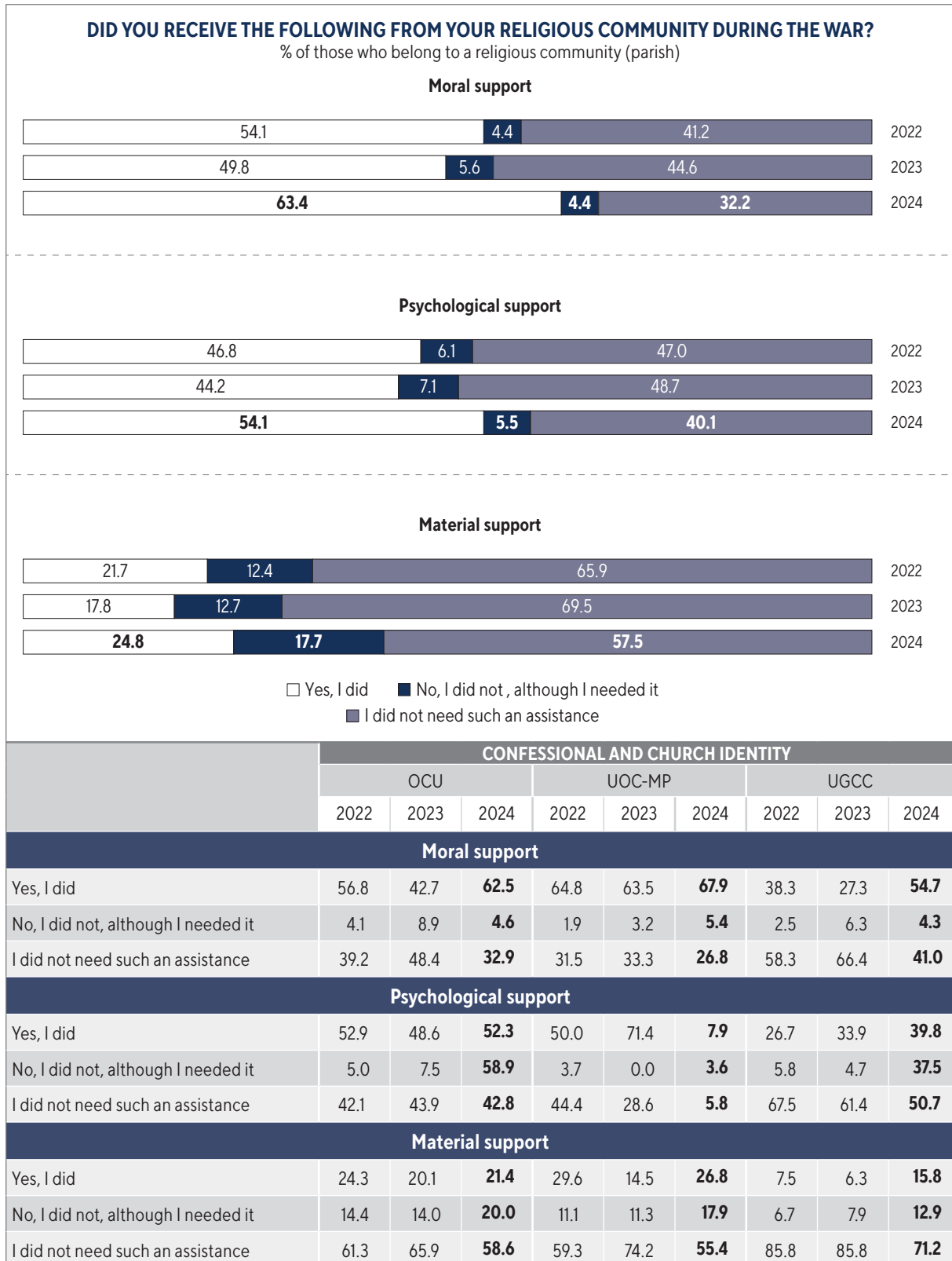


**Assisted with evacuation from occupied territories and territories under artillery fire**



□ Yes   ■ No   ■ I don't know/Hard to say

<b>DID THE RELIGIOUS COMMUNITY TO WHICH YOU BELONG DO ANYTHING OF THE FOLLOWING AFTER THE ONSET OF RUSSIA'S LARGE-SCALE WAR AGAINST UKRAINE (after 24 February 2022)...?</b>									
% of those who belong to a religious community (parish) <span style="float: right;">(continued)</span>									
	<b>CONFESSIONAL AND CHURCH IDENTITY</b>								
	OCU			UOC-MP			UGCC		
	2022	2023	2024	2022	2023	2024	2022	2023	2024
<b>Provided assistance to the Armed Forces of Ukraine</b>									
Yes	67.9	77.0	<b>76.9</b>	75.9	68.3	<b>71.4</b>	89.2	94.5	<b>94.9</b>
No	8.1	9.9	<b>5.6</b>	5.6	7.9	<b>14.3</b>	3.3	3.9	<b>0.7</b>
I don't know/Hard to say	24.0	13.1	<b>17.6</b>	18.5	23.8	<b>14.3</b>	7.5	1.6	<b>4.3</b>
<b>Gave shelter to refugees</b>									
Yes	53.8	52.1	<b>51.6</b>	64.8	53.2	<b>51.8</b>	58.3	57.0	<b>61.9</b>
No	19.0	22.1	<b>18.1</b>	18.5	17.7	<b>16.1</b>	32.5	31.3	<b>23.0</b>
I don't know/Hard to say	27.1	25.8	<b>30.2</b>	16.7	29.0	<b>32.1</b>	9.2	11.7	<b>15.1</b>
<b>Provided material aid to refugees</b>									
Yes	72.5	55.4	<b>52.3</b>	70.4	50.8	<b>51.8</b>	71.7	57.0	<b>58.0</b>
No	10.4	17.4	<b>20.8</b>	13.0	14.3	<b>25.0</b>	13.3	30.5	<b>22.5</b>
I don't know/Hard to say	17.1	27.2	<b>26.9</b>	16.7	34.9	<b>23.2</b>	15.0	12.5	<b>19.6</b>
<b>Brought or distributed humanitarian aid from abroad</b>									
Yes	37.1	35.2	<b>38.4</b>	35.8	27.0	<b>35.7</b>	30.8	32.8	<b>33.1</b>
No	26.2	30.0	<b>23.6</b>	22.6	31.7	<b>28.6</b>	28.3	43.8	<b>30.2</b>
I don't know/Hard to say	36.7	34.7	<b>38.0</b>	41.5	41.3	<b>35.7</b>	40.8	23.4	<b>36.7</b>
<b>Provided assistance to health and social institutions</b>									
Yes	38.5	31.6	<b>38.0</b>	40.7	38.1	<b>25.5</b>	33.9	31.3	<b>34.5</b>
No	24.9	31.1	<b>25.9</b>	20.4	33.3	<b>30.9</b>	33.1	44.5	<b>37.4</b>
I don't know/Hard to say	36.7	37.3	<b>36.1</b>	38.9	28.6	<b>43.6</b>	33.1	24.2	<b>28.1</b>
<b>Arranged bomb shelters in churches</b>									
Yes	31.1	23.5	<b>30.6</b>	40.0	22.2	<b>28.6</b>	16.5	31.5	<b>39.1</b>
No	45.5	44.6	<b>42.1</b>	30.9	44.4	<b>37.5</b>	73.6	52.8	<b>52.2</b>
I don't know/Hard to say	23.4	31.9	<b>27.3</b>	29.1	33.3	<b>33.9</b>	9.9	15.7	<b>8.7</b>
<b>Provided assistance to residents of liberated and frontline territories</b>									
Yes	35.3	34.9	<b>28.6</b>	37.0	35.9	<b>32.1</b>	24.2	28.3	<b>24.5</b>
No	23.5	25.0	<b>27.6</b>	14.8	20.3	<b>21.4</b>	38.3	39.4	<b>33.1</b>
I don't know/Hard to say	41.2	40.1	<b>43.8</b>	48.1	43.8	<b>46.4</b>	37.5	32.3	<b>42.4</b>
<b>Assisted with evacuation from occupied territories and territories under artillery fire</b>									
Yes	26.6	22.1	<b>20.0</b>	21.8	21.0	<b>17.9</b>	22.3	18.8	<b>28.8</b>
No	32.4	37.1	<b>37.7</b>	34.5	27.4	<b>37.5</b>	49.6	57.8	<b>42.4</b>
I don't know/Hard to say	41.0	40.8	<b>42.3</b>	43.6	51.6	<b>44.6</b>	28.1	23.4	<b>28.8</b>



**DO YOU AGREE WITH EACH OF THE FOLLOWING STATEMENTS?**

% of respondents

**Relations between the state and churches and religious organisations should build on the principles of partnership, cooperation, and joint solution of state-building issues**

**It is advisable to involve priests in spiritual education of the younger generation in secular schools and universities, in particular, to teach the basics of spirituality, national traditions, culture, and theology**

**The state should cooperate more with churches and religious organisations abroad to defend national interests**

**Churches and religious organisations should be involved in the formation of a national idea, a model of post-war Ukraine, and a state policy strategy**

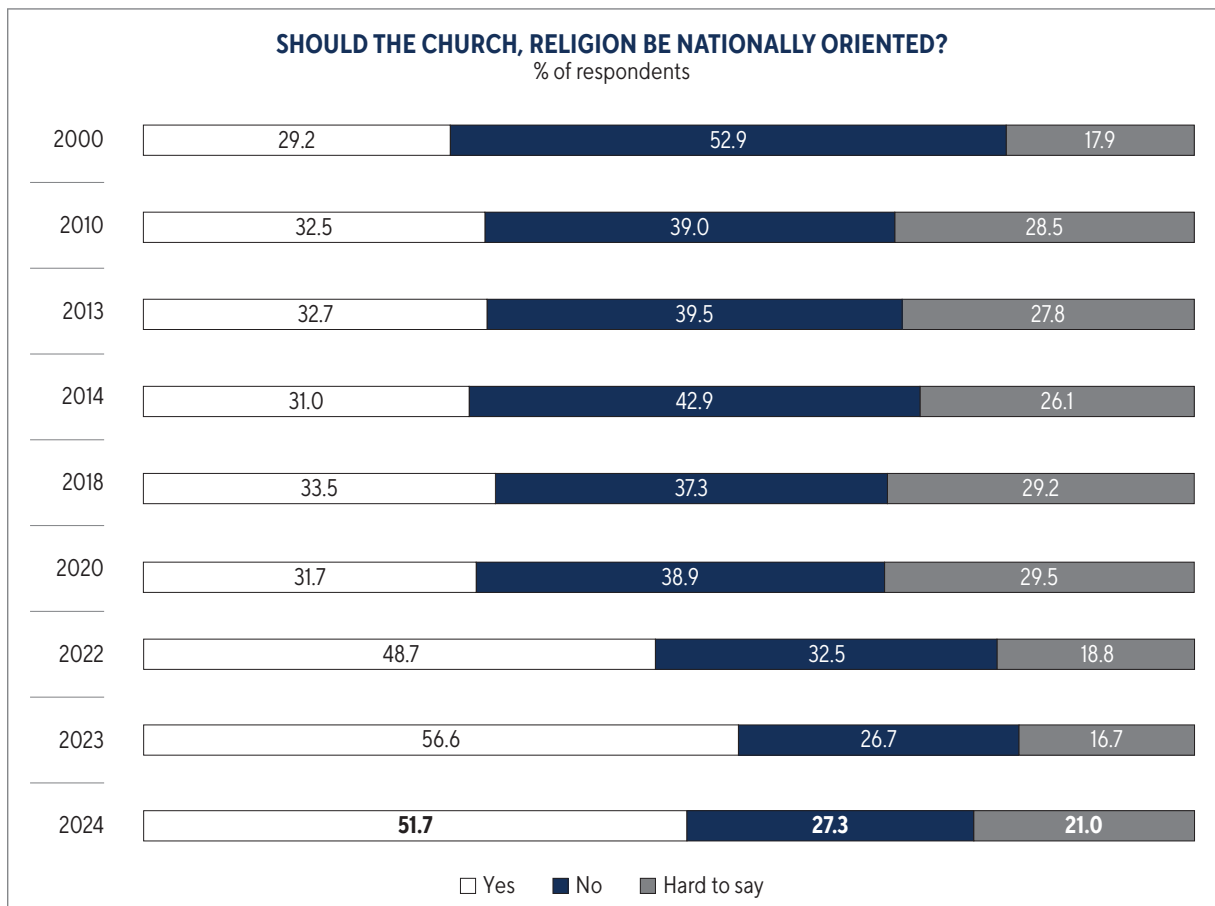
 Agree    Disagree    Hard to say

October 2024

**REGIONS**

	West	Centre	South	East
<b>Relations between the state and churches and religious organisations should build on the principles of partnership, cooperation, and joint solution of state-building issues</b>				
Agree	75.4	57.3	72.8	61.3
Disagree	10.1	13.4	10	17
Hard to say	14.5	29.3	17.2	21.7
<b>It is advisable to involve priests in spiritual education of the younger generation in secular schools and universities, in particular, to teach the basics of spirituality, national traditions, culture, and theology</b>				
Agree	71.9	51.3	59.6	54.6
Disagree	8.7	19.4	12.9	23.5
Hard to say	19.4	29.3	27.5	21.9
<b>The state should cooperate more with churches and religious organisations abroad to defend national interests</b>				
Agree	66.5	53.8	53.6	52.8
Disagree	12.7	14.0	22.6	21.9
Hard to say	20.7	32.1	23.8	25.2
<b>Churches and religious organisations should be involved in the formation of a national idea, a model of post-war Ukraine, and a state policy strategy</b>				
Agree	64.4	44.0	52.3	52.0
Disagree	12.9	22.5	23.8	25.4
Hard to say	22.6	33.5	23.8	22.6

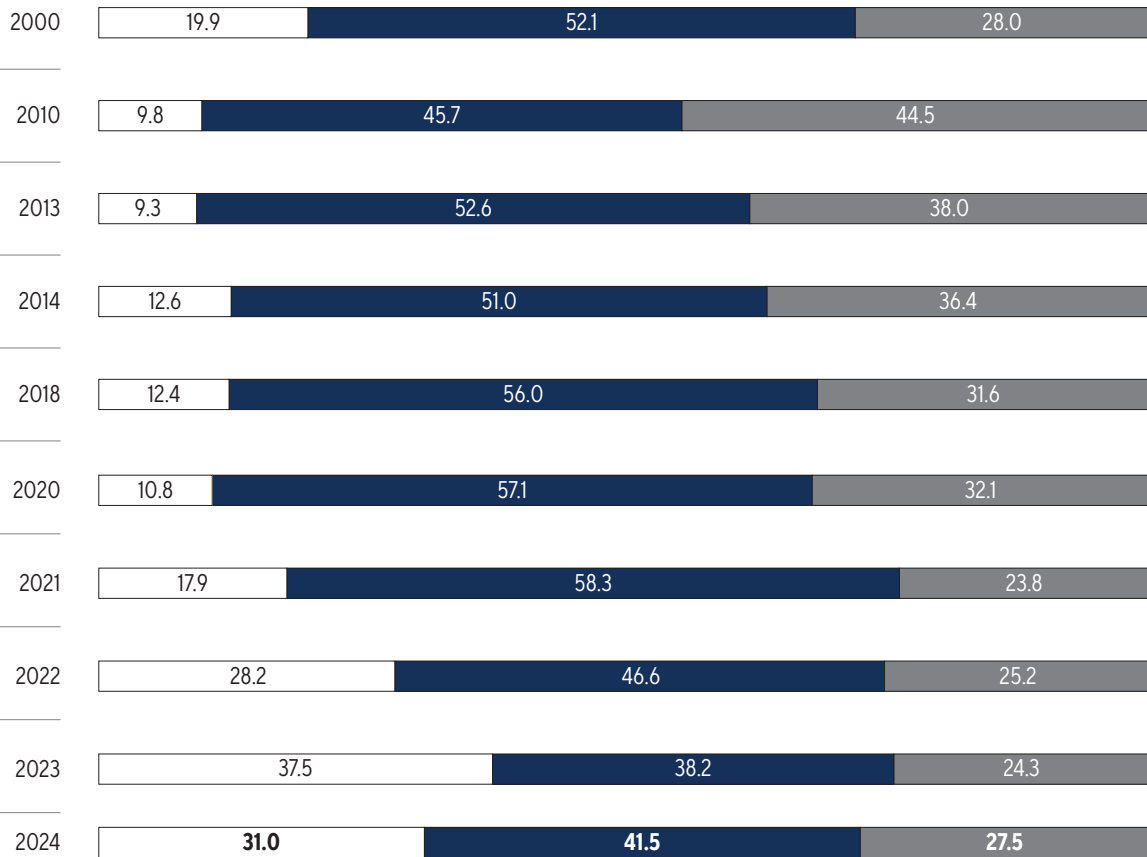
<b>DO YOU AGREE WITH EACH OF THE FOLLOWING STATEMENTS?</b>						
% of respondents						
(continued)						
<b>CONFESSIONAL AND CHURCH IDENTITY (October 2024)</b>						
	OCU	UOC-MP	Just Orthodox	UGCC	Just Christians	I do not belong to any religion
<b>Relations between the state and churches and religious organisations should build on the principles of partnership, cooperation, and joint solution of state-building issues</b>						
Agree	71.4	54.5	63.9	77.1	59.8	49.6
Disagree	7.7	18.8	11.9	10.8	14.6	23.2
Hard to say	20.9	26.8	24.2	12.1	25.6	27.2
<b>It is advisable to involve priests in spiritual education of the younger generation in secular schools and universities, in particular, to teach the basics of spirituality, national traditions, culture, and theology</b>						
Agree	62.6	75.7	58.5	75.8	55.3	33.9
Disagree	13.0	4.5	14.4	7.5	21.6	33.3
Hard to say	24.4	19.8	27.1	16.7	23.1	32.8
<b>The state should cooperate more with churches and religious organisations abroad to defend national interests</b>						
Agree	65.5	58.0	52.3	69.6	49.7	38.5
Disagree	10.7	16.1	13.7	13.3	21.6	28.3
Hard to say	23.8	25.9	33.9	17.1	28.6	33.2
<b>Churches and religious organisations should be involved in the formation of a national idea, a model of post-war Ukraine, and a state policy strategy</b>						
Agree	60.9	42.9	46.2	65.4	46.2	34.2
Disagree	15.6	29.5	21.7	13.8	25.6	31.0
Hard to say	23.6	27.7	32.1	20.8	28.1	34.8



<b>SHOULD THE CHURCH, RELIGION BE NATIONALLY ORIENTED?</b>																
% of respondents																
(continued)																
	<b>REGIONS</b>															
	West				Centre				South				East			
	2020	2022	2023	2024	2020	2022	2023	2024	2020	2022	2023	2024	2020	2022	2023	2024
Yes	54.3	63.0	71.6	<b>65.0</b>	32.8	50.7	57.3	<b>51.7</b>	25.7	29.0	34.2	<b>29.7</b>	12.4	35.5	48.3	<b>47.5</b>
No	20.5	24.4	16.8	<b>20.8</b>	34.9	28.5	26.2	<b>24.0</b>	40.2	43.5	41.5	<b>42.7</b>	60.6	46.1	32.2	<b>33.4</b>
Hard to say	25.3	12.6	11.6	<b>14.3</b>	32.4	20.8	16.5	<b>24.3</b>	34.0	27.5	24.4	<b>27.6</b>	26.9	18.4	19.6	<b>19.1</b>
	<b>AGE</b>															
	18-24		25-29		30-39		40-49		50-59		60+					
	2023	2024	2023	2024	2023	2024	2023	2024	2023	2024	2023	2024				
Yes	53.1	<b>48.5</b>	57.1	<b>50.0</b>	56.7	<b>47.8</b>	57.1	<b>51.6</b>	55.6	<b>51.2</b>	57.7	<b>56.2</b>				
No	28.6	<b>26.3</b>	23.8	<b>27.3</b>	24.9	<b>28.9</b>	27.0	<b>26.2</b>	29.7	<b>28.6</b>	26.2	<b>26.4</b>				
Hard to say	18.3	<b>25.1</b>	19.0	<b>22.7</b>	18.4	<b>23.2</b>	15.9	<b>22.2</b>	14.7	<b>20.2</b>	16.1	<b>17.5</b>				
	<b>CONFESSIONAL AND CHURCH IDENTITY</b>															
	OCU				UOC-MP				Just Orthodox							
	2020	2022	2023	2024	2020	2022	2023	2024	2020	2022	2023	2024				
Yes	48.0	60.1	69.6	<b>68.4</b>	25.5	35.1	35.3	<b>31.5</b>	22.4	38.5	44.5	<b>43.0</b>				
No	26.4	25.2	19.0	<b>16.4</b>	48.9	48.9	48.3	<b>51.4</b>	46.4	31.3	36.6	<b>27.8</b>				
Hard to say	25.6	14.7	11.4	<b>15.1</b>	25.5	16.0	16.4	<b>17.1</b>	31.2	30.2	18.9	<b>29.2</b>				
	<b>CONFESSIONAL AND CHURCH IDENTITY</b>															
	UGCC				Just Christians				I do not belong to any religion							
	2020	2022	2023	2024	2020	2022	2023	2024	2020	2022	2023	2024				
Yes	66.3	70.2	79.3	<b>72.1</b>	24.6	37.1	46.9	<b>36.7</b>	18.0	28.4	27.6	<b>28.5</b>				
No	14.5	16.6	10.4	<b>16.3</b>	49.7	45.1	28.9	<b>37.2</b>	43.1	50.8	41.9	<b>39.2</b>				
Hard to say	19.2	13.2	10.4	<b>11.7</b>	25.7	17.7	24.1	<b>26.1</b>	38.9	20.8	30.5	<b>32.3</b>				



**In some countries, including in Europe (the United Kingdom, Greece, etc.), there exist state churches. They enjoy support of the state and have certain advantages over other religious organisations; citizens of these states, as a rule, pay the church tax, which goes to the maintenance of the state church.**  
**WOULD SUCH A PRACTICE BE APPROPRIATE IN UKRAINE?**  
 % of respondents

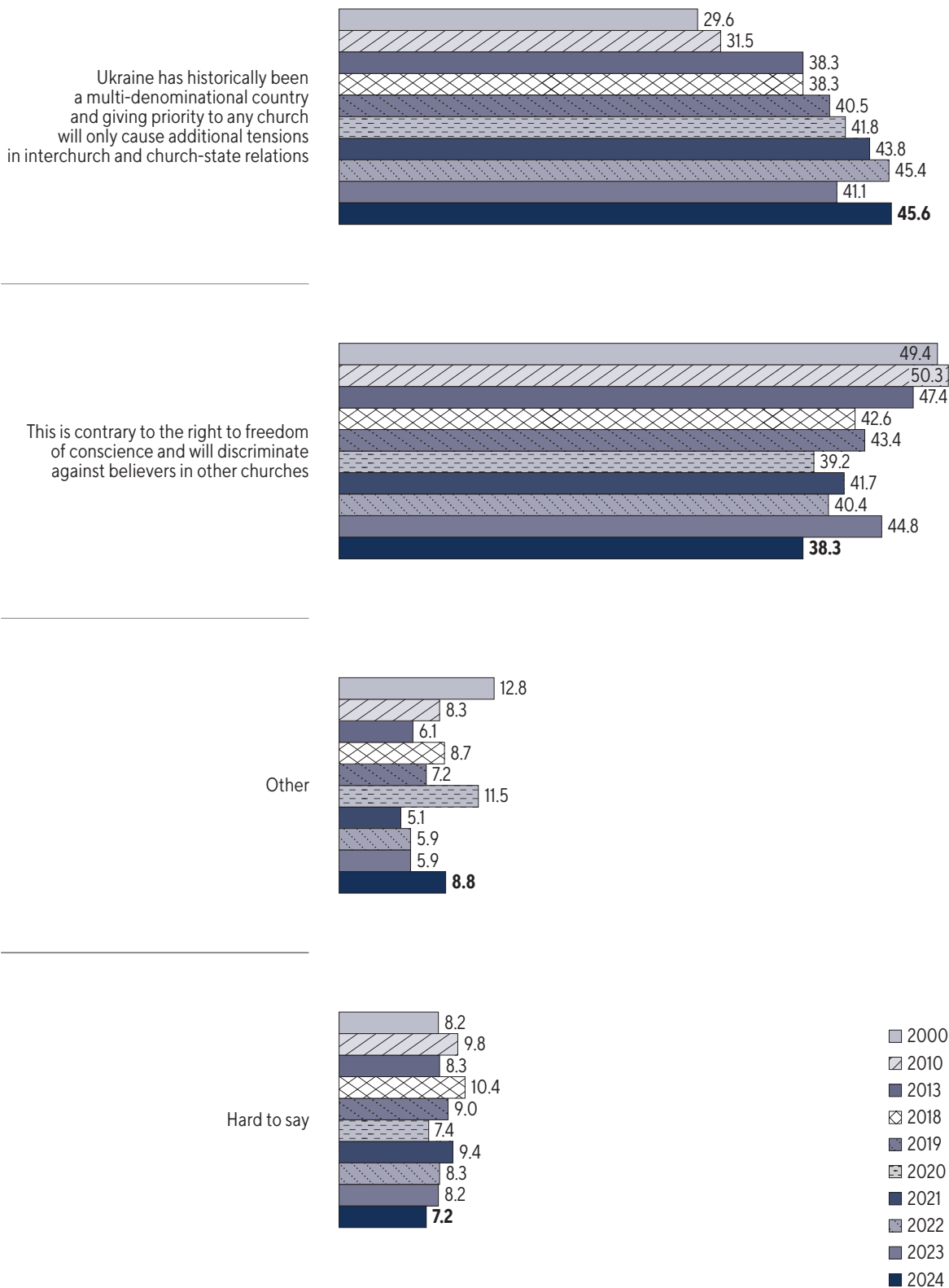


□ Yes ■ No ■ Hard to say

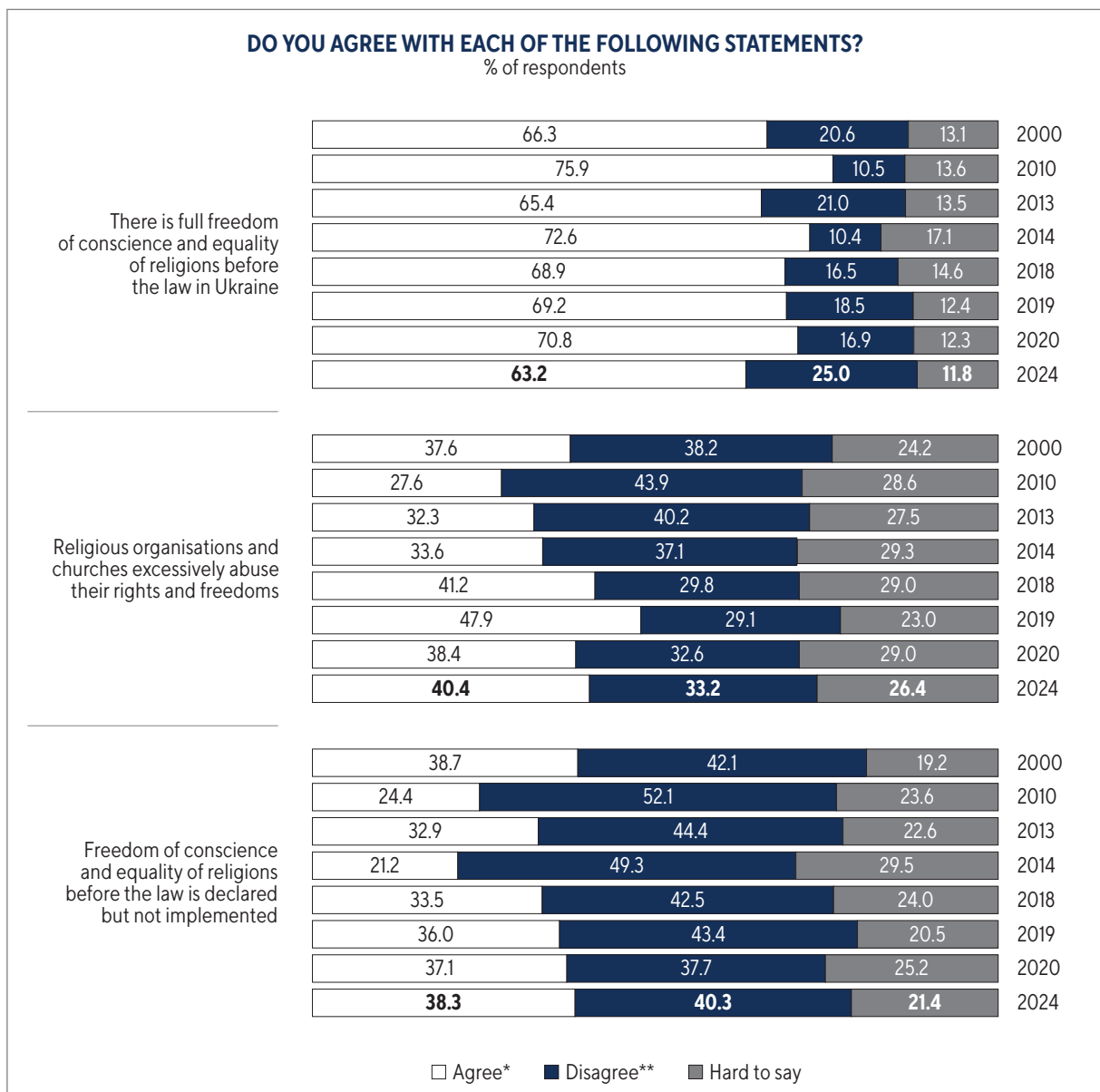
	REGIONS																	
	West			Centre			South			East								
	2022	2023	2024	2022	2023	2024	2022	2023	2024	2022	2023	2024						
Yes	29.0	35.7	<b>25.9</b>	33.3	41.5	<b>32.3</b>	21.6	44.4	<b>33.3</b>	19.9	27.2	<b>33.5</b>						
No	47.2	49.5	<b>51.9</b>	41.1	33.0	<b>35.9</b>	49.0	24.4	<b>43.3</b>	56.1	42.3	<b>38.7</b>						
Hard to say	23.8	14.8	<b>22.2</b>	25.6	25.6	<b>31.9</b>	29.3	31.2	<b>23.3</b>	24.0	30.4	<b>27.8</b>						
	CONFESSIONAL AND CHURCH IDENTITY																	
	OCU			UOC-MP			Just Orthodox			UGCC			Just Christians			I do not belong to any religion		
	2022	2023	2024	2022	2023	2024	2022	2023	2024	2022	2023	2024	2022	2023	2024	2022	2023	2024
Yes	39.9	41.9	<b>37.6</b>	26.0	32.2	<b>34.8</b>	21.1	37.3	<b>25.2</b>	20.9	41.9	<b>32.4</b>	18.4	38.2	<b>37.5</b>	17.0	24.4	<b>19.6</b>
No	36.8	36.9	<b>32.7</b>	45.8	45.2	<b>44.6</b>	48.0	34.5	<b>37.4</b>	58.7	45.0	<b>48.1</b>	58.0	28.9	<b>38.0</b>	56.6	44.6	<b>53.8</b>
Hard to say	23.3	21.2	<b>29.7</b>	28.2	22.6	<b>20.5</b>	30.8	28.2	<b>37.4</b>	20.4	13.1	<b>19.5</b>	23.6	32.9	<b>24.5</b>	26.4	31.0	<b>26.6</b>

**IF YOU DISAGREE WITH THE INTRODUCTION OF THE STATE CHURCH IN UKRAINE, WHY SO?**

% of those who consider it inappropriate to establish the state church in Ukraine



IF YOU DISAGREE WITH THE INTRODUCTION OF THE STATE CHURCH IN UKRAINE, WHY SO?								
% of those who consider it inappropriate to establish the state church in Ukraine (continued)								
	REGIONS (October 2024)							
	West		Centre		South		East	
	2023	2024	2023	2024	2023	2024	2023	2024
Ukraine has historically been a multi-denominational country and giving priority to any church will only cause additional tensions in interchurch and church-state relations	54.7	<b>61.0</b>	38.8	<b>41.8</b>	43.9	<b>35.6</b>	22.2	<b>34.1</b>
This is contrary to the right to freedom of conscience and will discriminate against believers in other churches	35.8	<b>30.5</b>	42.7	<b>35.1</b>	47.4	<b>49.0</b>	61.4	<b>50.0</b>
Other	3.8	<b>1.8</b>	8.2	<b>16.4</b>	8.8	<b>6.7</b>	4.7	<b>7.9</b>
Hard to say	5.7	<b>6.6</b>	10.3	<b>6.7</b>	0.0	<b>8.7</b>	11.7	<b>7.9</b>



\* The sum of answers «agree» and «rather agree».

\*\* The sum of answers «disagree» and «rather disagree».

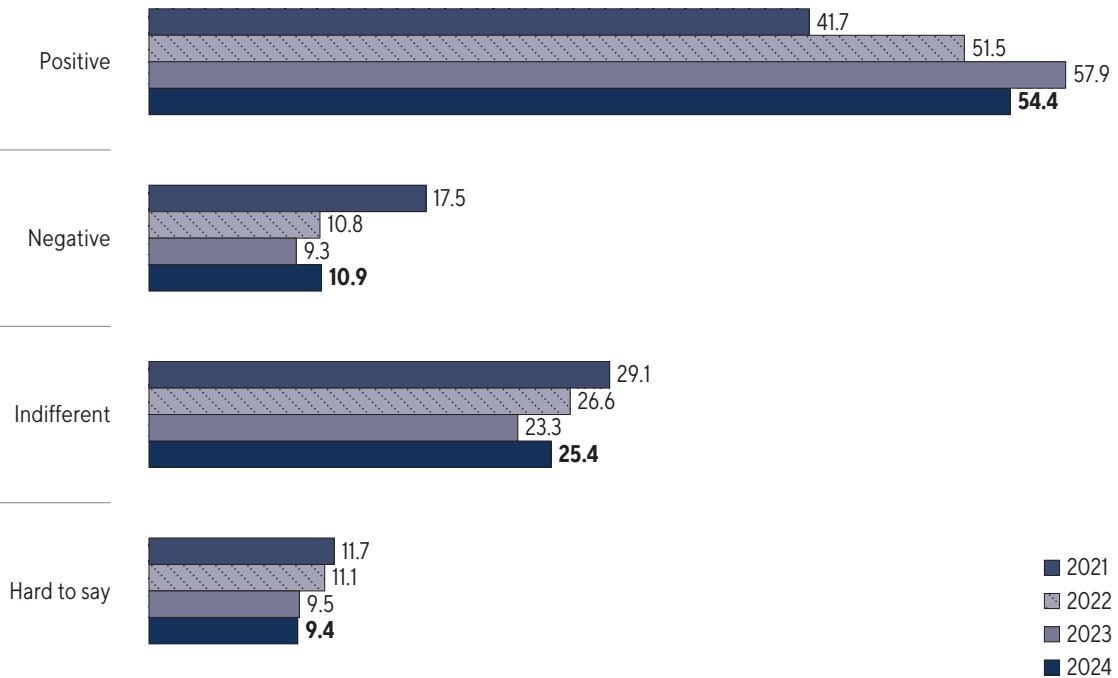
<b>DO YOU AGREE WITH EACH OF THE FOLLOWING STATEMENTS?</b>												
% of respondents												
(continued)												
<b>REGIONS</b>												
	West		Centre		South		East					
	2020	2024	2020	2024	2020	2024	2020	2024	2020	2024		
<b>There is full freedom of conscience and equality of religions before the law in Ukraine</b>												
Agree*	85.4	<b>78.1</b>	69.2	<b>54.2</b>	80.0	<b>72.2</b>	56.1	<b>56.2</b>				
Disagree**	9.6	<b>12.8</b>	18.7	<b>31.6</b>	9.2	<b>20.8</b>	24.1	<b>29.8</b>				
Hard to say	5.0	<b>9.1</b>	12.1	<b>14.3</b>	10.8	<b>5.0</b>	19.8	<b>14.2</b>				
<b>Religious organisations and churches excessively abuse their rights and freedoms</b>												
Agree*	33.2	<b>36.7</b>	44.3	<b>39.0</b>	40.0	<b>44.8</b>	33.8	<b>45.4</b>				
Disagree**	43.2	<b>43.9</b>	32.8	<b>27.9</b>	28.3	<b>25.1</b>	24.7	<b>16.7</b>				
Hard to say	23.6	<b>19.4</b>	22.9	<b>33.1</b>	31.7	<b>30.1</b>	41.5	<b>19.8</b>				
<b>Freedom of conscience and equality of religions before the law is declared but not implemented</b>												
Agree*	37.2	<b>32.0</b>	35.4	<b>39.0</b>	35.8	<b>37.2</b>	40.0	<b>38.9</b>				
Disagree**	46.6	<b>52.3</b>	44.1	<b>33.2</b>	39.2	<b>37.2</b>	19.8	<b>41.2</b>				
Hard to say	16.3	<b>15.8</b>	20.5	<b>27.8</b>	25.0	<b>14.2</b>	40.2	<b>19.8</b>				
<b>CONFESSATIONAL AND CHURCH IDENTITY</b>												
	OCU		UOC-MP		Just Orthodox		UGCC		Just Christians		I do not belong to any religion	
	2020	2024	2020	2024	2020	2024	2020	2024	2020	2024	2020	2024
<b>There is full freedom of conscience and equality of religions before the law in Ukraine</b>												
Agree*	82.4	74.7	72.6	44.1	65.1	49.8	83.0	83.0	78.3	51.4	46.7	45.7
Disagree**	11.2	15.4	15.0	46.8	22.6	30.7	12.9	11.6	11.7	30.7	25.5	38.7
Hard to say	6.4	9.8	12.4	9.0	12.3	19.5	4.1	5.4	10.0	11.6	27.8	15.6
<b>Religious organisations and churches excessively abuse their rights and freedoms</b>												
Agree*	39.4	38.2	30.4	42.8	41.4	31.8	30.1	34.2	43.0	39.4	46.4	55.1
Disagree**	41.2	35.2	44.3	25.0	25.8	15.3	42.0	47.6	26.8	28.3	16.3	16.8
Hard to say	19.4	26.6	25.3	15.2	32.8	32.9	28.0	18.3	30.2	32.3	37.3	28.2
<b>Freedom of conscience and equality of religions before the law is declared but not implemented</b>												
Agree*	36.0	37.5	47.1	54.0	37.2	37.9	30.4	28.4	36.3	25.7	36.3	42.2
Disagree**	45.6	18.6	34.3	28.8	34.3	35	57.7	57.5	34.6	39.2	22.9	33.8
Hard to say	18.4	20.9	18.6	17.1	28.4	27.1	11.9	14.2	29.1	25.1	40.8	23.9

\* The sum of answers «agree» and «rather agree».

\*\* The sum of answers «disagree» and «rather disagree».

**HOW DO YOU FEEL ABOUT THE INCREASING INVOLVEMENT OF THE CHURCH  
IN STATE OR PUBLIC RITUALS, SUCH AS BLESSING DURING  
THE OATH TAKING BY MILITARY PERSONNEL AND MEMBERS OF OTHER SECURITY FORCES,  
CONSECRATION OF STATE INSTITUTIONS, LOCAL GOVERNMENT BUILDINGS,  
EDUCATIONAL FACILITIES, ETC.?**

% of respondents



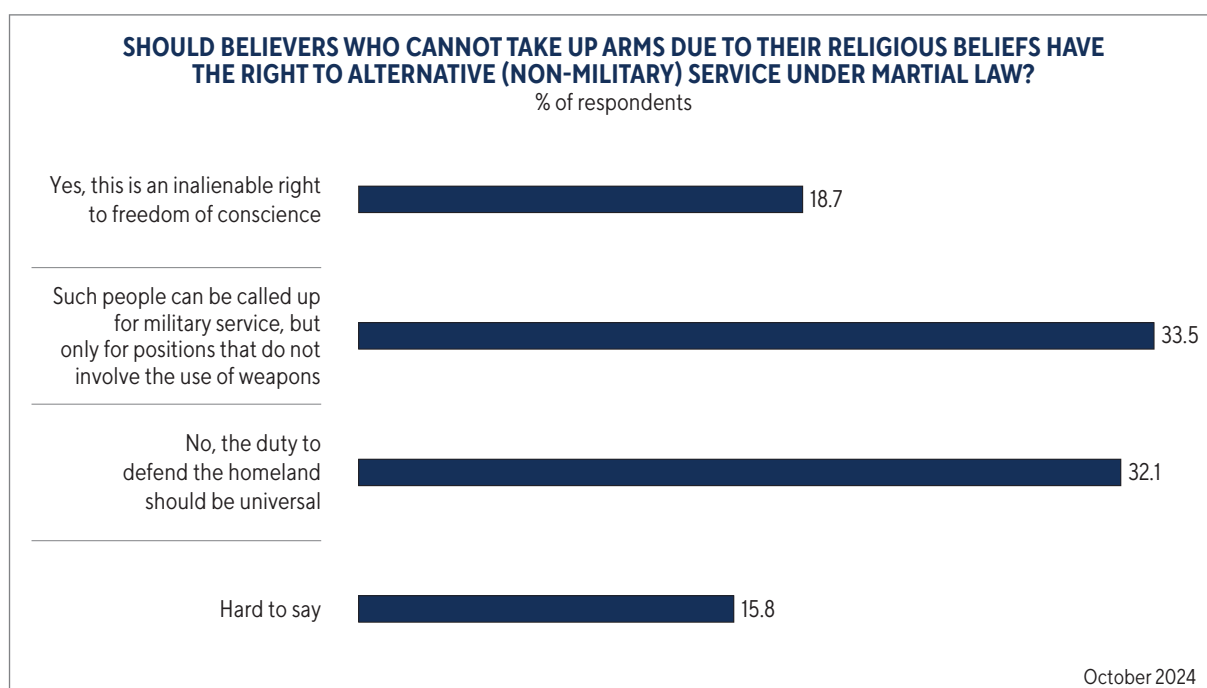
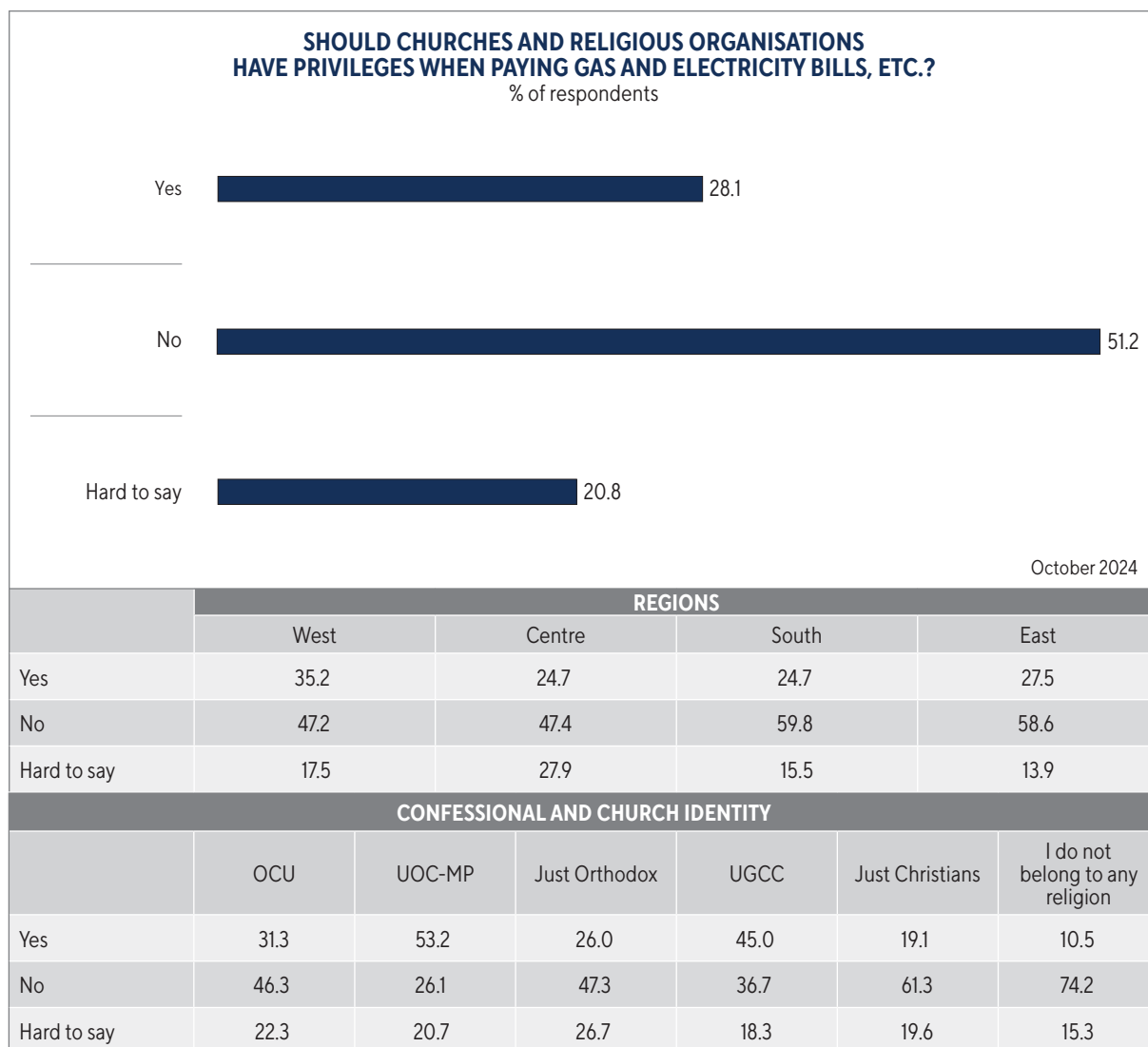
	REGIONS (October 2024)			
	West	Centre	South	East
Positive	70.1	50.5	46.7	47.1
Negative	5.1	12.8	15.8	11.3
Indifferent	17.9	26.6	26.3	31.8
Hard to say	6.9	10.1	11.3	9.9

	CONFESSATIONAL AND CHURCH IDENTITY								
	OCU			UOC-MP			Just Orthodox		
	2021	2023	2024	2021	2023	2024	2021	2023	2024
Positive	59.1	69.8	<b>68.0</b>	54.3	69.6	<b>68.8</b>	34.6	54.7	<b>47.7</b>
Negative	11.4	7.7	<b>6.6</b>	13.1	9.6	<b>8.0</b>	21.1	7.9	<b>11.6</b>
Indifferent	20.5	14.3	<b>16.5</b>	18.0	16.5	<b>12.5</b>	34.6	25.6	<b>29.2</b>
Hard to say	8.9	8.1	<b>8.8</b>	14.7	4.3	<b>10.7</b>	9.8	11.8	<b>11.6</b>

	CONFESSATIONAL AND CHURCH IDENTITY								
	UGCC			Just Christians			I do not belong to any religion		
	2021	2023	2024	2021	2023	2024	2021	2023	2024
Positive	67.4	72.1	<b>80.8</b>	27.3	49.3	<b>38.7</b>	11.9	15.9	<b>19.9</b>
Negative	5.6	2.7	<b>4.6</b>	25.0	8.3	<b>16.1</b>	25.6	19.2	<b>20.4</b>
Indifferent	19.1	14.9	<b>8.3</b>	32.0	31.0	<b>37.7</b>	48.8	55.0	<b>50.5</b>
Hard to say	7.9	10.4	<b>6.3</b>	15.7	11.4	<b>7.5</b>	13.7	10.0	<b>9.1</b>



<b>SHOULD BELIEVERS WHO CANNOT TAKE UP ARMS DUE TO THEIR RELIGIOUS BELIEFS HAVE THE RIGHT TO ALTERNATIVE (NON-MILITARY) SERVICE UNDER MARTIAL LAW?</b>						
% of respondents						
(continued)						
	<b>REGIONS (October 2024)</b>					
	West	Centre	South	East		
Yes, this is an inalienable right to freedom of conscience	15.4	15.2	22.2	27.5		
Such people can be called up for military service, but only for positions that do not involve the use of weapons	37.1	33.5	31.8	29.9		
No, the duty to defend the homeland should be universal	35.2	32.5	23.4	32.5		
Hard to say	12.4	18.8	22.6	10.1		
<b>CONFESSIONAL AND CHURCH IDENTITY (October 2024)</b>						
	OCU	UOC-MP	Just Orthodox	UGCC	Just Christians	I do not belong to any religion
Yes, this is an inalienable right to freedom of conscience	16.1	34.8	24.9	15.8	18.6	12.4
Such people can be called up for military service, but only for positions that do not involve the use of weapons	37.4	40.2	27.8	40.8	34.2	21.6
No, the duty to defend the homeland should be universal	31.1	14.3	26.0	29.6	32.7	48.5
Hard to say	15.3	10.7	21.3	13.8	14.6	17.5

<b>HOW DO YOU FEEL ABOUT THE FOLLOWING RELIGIONS, RELIGIOUS MOVEMENTS AND CHURCHES?</b>							
% of respondents							
	<b>UKRAINE</b>			<b>REGIONS (October 2024)</b>			
	2021	2023	2024	West	Centre	South	East
<b>Orthodoxy</b>							
Positive	73.6	75.8	<b>75.3</b>	78.9	77.7	72.8	67.8
Indifferent	12.2	16.9	<b>17.7</b>	13.1	17.3	20.9	22.4
Negative	1.4	1.6	<b>1.0</b>	0.2	0.6	0.4	3.3
Never thought about it	10.9	5.6	<b>5.7</b>	7.8	4.1	5.9	6.1
Never heard about such religion/movement	1.6	0.1	<b>0.3</b>	0.0	0.4	0.0	0.5
<b>Orthodox Church of Ukraine (Metropolitan Epiphanius)</b>							
Positive	55.4	66.6	<b>64.3</b>	75.0	64.9	57.7	53.4
Indifferent	21.8	21.6	<b>23.5</b>	15.0	24.7	27.2	29.6
Negative	4.0	3.6	<b>2.9</b>	1.1	2.5	1.7	6.4
Never thought about it	15.5	7.7	<b>8.8</b>	8.8	7.0	13.0	10.1
Never heard about such religion/movement	2.7	0.4	<b>0.5</b>	0.0	1.0	0.4	0.5

<b>HOW DO YOU FEEL ABOUT THE FOLLOWING RELIGIONS, RELIGIOUS MOVEMENTS AND CHURCHES?</b>							
% of respondents (continued)							
	UKRAINE			REGIONS (October 2024)			
	2021	2023	2024	West	Centre	South	East
<b>Greek Catholicism</b>							
Positive	37.3	36.3	<b>37.0</b>	67.0	26.7	28.3	25.0
Indifferent	31.7	40.5	<b>41.8</b>	22.9	47.3	43.3	53.8
Negative	3.4	3.4	<b>3.3</b>	1.1	2.6	3.8	7.1
Never thought about it	22.1	18.8	<b>16.1</b>	7.6	21.4	21.3	13.0
Never heard about such religion/movement	5.1	1.0	<b>1.8</b>	1.3	1.9	3.3	1.2
<b>Roman Catholicism</b>							
Positive	30.7	27.9	<b>30.8</b>	52.2	23.7	23.8	22.2
Indifferent	34.4	45.8	<b>44.4</b>	27.6	49.5	43.9	55.4
Negative	4.3	4.7	<b>4.8</b>	5.7	2.9	6.3	6.4
Never thought about it	24.0	20.1	<b>17.7</b>	12.2	21.9	21.3	13.9
Never heard about such religion/movement	6.3	1.6	<b>2.4</b>	2.3	2.0	4.6	2.1
<b>Protestantism</b>							
Positive	14.5	13.6	<b>19.3</b>	22.7	18.3	20.5	16.2
Indifferent	34.2	45.2	<b>44.3</b>	36.2	45.4	41.8	53.4
Negative	14.2	14.6	<b>10.3</b>	13.7	6.7	11.7	12.2
Never thought about it	28.1	23.5	<b>21.5</b>	20.8	25.5	21.3	14.6
Never heard about such religion/movement	8.6	3.2	<b>4.6</b>	6.7	4.0	4.6	3.5
<b>Islam</b>							
Positive	13.3	10.0	<b>14.9</b>	16.7	14.0	15.9	13.7
Indifferent	32.9	45.6	<b>45.5</b>	39.2	47.4	41.4	52.1
Negative	14.4	16.0	<b>14.1</b>	15.2	11.6	17.2	15.8
Never thought about it	30.4	26.6	<b>22.6</b>	24.0	24.8	23.0	16.7
Never heard about such religion/movement	8.8	1.8	<b>2.8</b>	4.9	2.2	2.5	1.7
<b>Judaism</b>							
Positive	11.9	10.5	<b>15.8</b>	16.9	15.0	18.0	14.8
Indifferent	34.7	47.1	<b>45.9</b>	39.9	46.9	43.9	52.5
Negative	12.3	12.5	<b>11.0</b>	12.5	8.6	13.0	12.5
Never thought about it	30.2	26.8	<b>23.4</b>	24.1	25.7	23.0	18.1
Never heard about such religion/movement	10.6	3.1	<b>3.9</b>	6.5	3.7	2.1	2.1
<b>Ukrainian Orthodox Church of Moscow Patriarchate (Metropolitan Onufriy)</b>							
Positive	33.8	12.2	<b>13.3</b>	7.4	12.5	26.4	15.1
Indifferent	24.3	19.2	<b>21.6</b>	9.0	22.0	27.6	33.0
Negative	20.4	58.5	<b>54.1</b>	77.3	54.9	28.0	38.2
Never thought about it	18.0	10	<b>10.3</b>	6.3	9.3	17.6	13.2
Never heard about such religion/movement	3.1	0.1	<b>0.7</b>	0.0	1.3	0.4	0.5



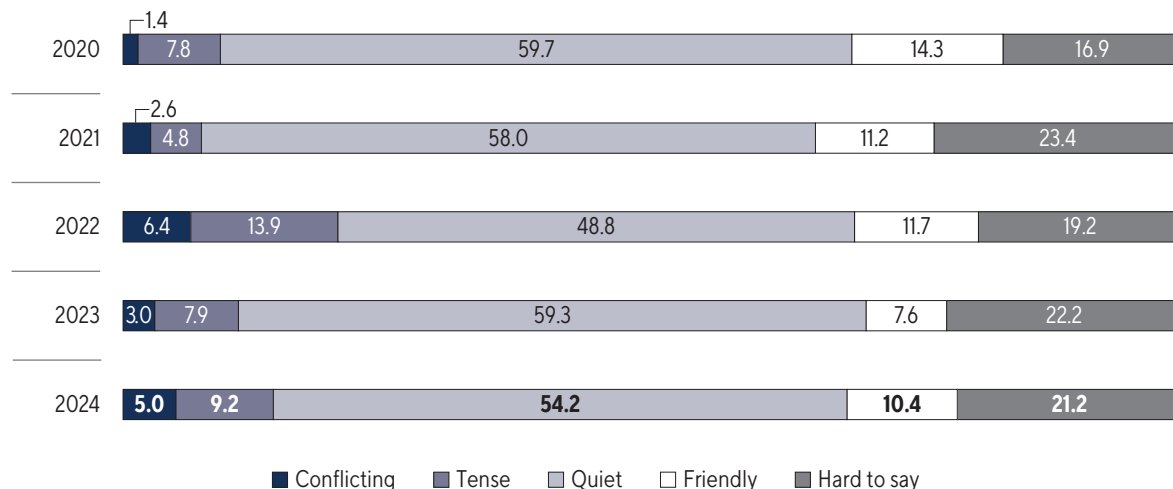
<b>HOW DO YOU FEEL ABOUT THE FOLLOWING RELIGIONS, RELIGIOUS MOVEMENTS AND CHURCHES?</b>						
% of respondents (continued)						
	<b>AGE (October 2024)</b>					
	18-24	25-29	30-39	40-49	50-59	60+
<b>Orthodoxy</b>						
Positive	56.1	72.7	73.9	70.3	80.5	82.5
Indifferent	32.7	18.0	19.4	20.8	13.2	12.5
Negative	2.3	2.7	1.0	1.9	0.3	0.3
Never thought about it	8.8	6.7	5.0	6.8	6.0	4.5
Never heard about such religion/movement	0.0	0.0	0.7	0.3	0.0	0.2
<b>Orthodox Church of Ukraine (Metropolitan Epiphanius)</b>						
Positive	51.5	61.7	60.5	62.2	69.1	70.1
Indifferent	34.5	22.8	25.8	24.9	21.0	19.4
Negative	2.3	3.4	3.6	2.7	2.1	2.9
Never thought about it	11.1	12.1	9.6	9.7	7.2	7.0
Never heard about such religion/movement	0.6	0.0	0.5	0.5	0.6	0.5
<b>Greek Catholicism</b>						
Positive	37.4	31.3	34.4	34.1	42.8	38.4
Indifferent	45.6	40.7	42.8	43.0	40.1	40.5
Negative	2.9	4.0	3.8	3.2	2.7	3.4
Never thought about it	12.3	21.3	17.2	17.3	13.3	16.0
Never heard about such religion/movement	1.8	2.7	1.7	2.4	1.2	1.7
<b>Roman Catholicism</b>						
Positive	27.9	25.3	29.4	27.3	37.8	32.3
Indifferent	48.8	43.3	46.4	46.5	42.0	41.8
Negative	4.7	5.3	4.1	5.7	4.5	4.8
Never thought about it	16.9	22.0	18.4	17.3	14.1	18.6
Never heard about such religion/movement	1.7	4.0	1.7	3.2	1.5	2.6
<b>Protestantism</b>						
Positive	19.3	14.1	16.7	18.2	24.0	20.4
Indifferent	46.2	44.3	45.9	44.2	44.7	42.4
Negative	9.4	9.4	9.6	9.5	9.9	12.0
Never thought about it	19.9	26.2	25.1	22.2	17.4	20.1
Never heard about such religion/movement	5.3	6.0	2.6	6.0	3.9	5.1
<b>Islam</b>						
Positive	14.0	9.3	12.9	16.3	18.4	15.1
Indifferent	47.7	45.3	48.3	44.4	45.5	43.6
Negative	12.8	14.0	13.6	13.3	13.0	16.3
Never thought about it	22.7	27.3	23.2	22.8	20.5	22.0
Never heard about such religion/movement	2.9	4.0	1.9	3.3	2.7	2.9

<b>HOW DO YOU FEEL ABOUT THE FOLLOWING RELIGIONS, RELIGIOUS MOVEMENTS AND CHURCHES?</b>						
% of respondents (continued)						
	<b>AGE (October 2024)</b>					
	18-24	25-29	30-39	40-49	50-59	60+
<b>Judaism</b>						
Positive	15.2	10.0	14.4	15.9	19.8	16.2
Indifferent	45.6	46.0	47.2	48.1	45.0	44.2
Negative	11.1	10.7	11.3	8.9	8.4	13.4
Never thought about it	23.4	28.7	24.2	22.7	22.8	22.3
Never heard about such religion/movement	4.7	4.7	2.9	4.3	3.9	4.0
<b>Ukrainian Orthodox Church of Moscow Patriarchate (Metropolitan Onufriy)</b>						
Positive	9.4	9.3	12.9	10.0	15.3	17.0
Indifferent	24.0	24.7	22.0	21.7	21.0	20.1
Negative	55.6	50.7	56.0	55.6	53.3	52.7
Never thought about it	10.5	15.3	8.6	12.5	8.7	9.8
Never heard about such religion/movement	0.6	0.0	0.5	0.3	1.8	0.5
<b>CONFESSATIONAL AND CHURCH IDENTITY (October 2024)</b>						
	OCU	UOC-MP	Just Orthodox	UGCC	Just Christians	I do not belong to any religion
<b>Orthodoxy</b>						
Positive	94.4	94.6	86.0	80.0	62.3	32.3
Indifferent	3.9	3.6	8.6	12.5	27.6	51.1
Negative	0.1	0.0	0.0	0.0	1.5	4.0
Never thought about it	1.4	1.8	5.0	7.5	8.5	11.8
Never heard about such religion/movement	0.1	0.0	0.4	0.0	0.0	0.8
<b>Orthodox Church of Ukraine (Metropolitan Epiphanius)</b>						
Positive	91.3	37.8	58.7	80.8	46.7	25.5
Indifferent	5	34.2	24.6	13	36.2	53.2
Negative	1.3	17.1	0.7	0.4	1.5	5.9
Never thought about it	2.4	10.8	14.1	5.9	15.6	14.0
Never heard about such religion/movement	0.0	0.0	1.8	0.0	0.0	1.3
<b>Greek Catholicism</b>						
Positive	38.6	26.1	23.9	96.3	25.6	9.7
Indifferent	43.5	45.9	48.2	2.5	46.7	59.4
Negative	2.2	12.6	3.6	0.0	0.5	5.9
Never thought about it	14.3	12.6	22.5	1.3	24.6	22.0
Never heard about such religion/movement	1.4	2.7	1.8	0.0	2.5	3.0

<b>HOW DO YOU FEEL ABOUT THE FOLLOWING RELIGIONS, RELIGIOUS MOVEMENTS AND CHURCHES?</b>						
% of respondents						
(continued)						
<b>CONFESSIONAL AND CHURCH IDENTITY (October 2024)</b>						
	OCU	UOC-MP	Just Orthodox	UGCC	Just Christians	I do not belong to any religion
<b>Roman Catholicism</b>						
Positive	32.0	24.1	23.0	74.5	20.6	8.6
Indifferent	46.3	47.3	49.3	10.9	48.2	58.2
Negative	3.6	9.8	3.2	5.0	3.5	7.2
Never thought about it	16.5	15.2	21.9	7.9	23.6	22.3
Never heard about such religion/movement	1.5	3.6	2.5	1.7	4.0	3.8
<b>Protestantism</b>						
Positive	20.0	17.9	17.3	24.7	11.6	7.3
Indifferent	48.3	46.4	43.9	30.1	44.2	53.0
Negative	9.5	12.5	8.3	18.0	9.0	10.3
Never thought about it	19.2	16.1	26.6	20.5	27.1	24.9
Never heard about such religion/movement	2.9	7.1	4.0	6.7	8.0	4.6
<b>Islam</b>						
Positive	16.2	13.5	13.7	23.3	9.0	6.2
Indifferent	49.2	51.4	49.8	29.2	41.0	49.6
Negative	14.4	11.7	9.7	17.1	13.5	16.2
Never thought about it	18.5	18.0	24.9	25.8	31.5	25.1
Never heard about such religion/movement	1.7	5.4	1.8	4.6	5.0	3.0
<b>Judaism</b>						
Positive	17.1	14.4	14.0	23.3	12.1	6.7
Indifferent	48.7	51.4	49.3	30.0	45.7	51.3
Negative	11.9	9.0	7.9	12.5	6.0	13.2
Never thought about it	19.9	18.9	24.8	28.3	29.1	25.0
Never heard about such religion/movement	2.4	6.3	4.0	5.8	7.0	3.8
<b>Ukrainian Orthodox Church of Moscow Patriarchate (Metropolitan Onufriy)</b>						
Positive	7.3	83	19.9	3.8	12.5	4.9
Indifferent	13.5	10.7	31.8	2.9	30.5	41.8
Negative	73.1	2.7	27.4	91.7	38.0	36.7
Never thought about it	6.0	2.7	19.5	1.3	18.5	15.4
Never heard about such religion/movement	0.1	0.9	1.4	0.4	0.5	1.3

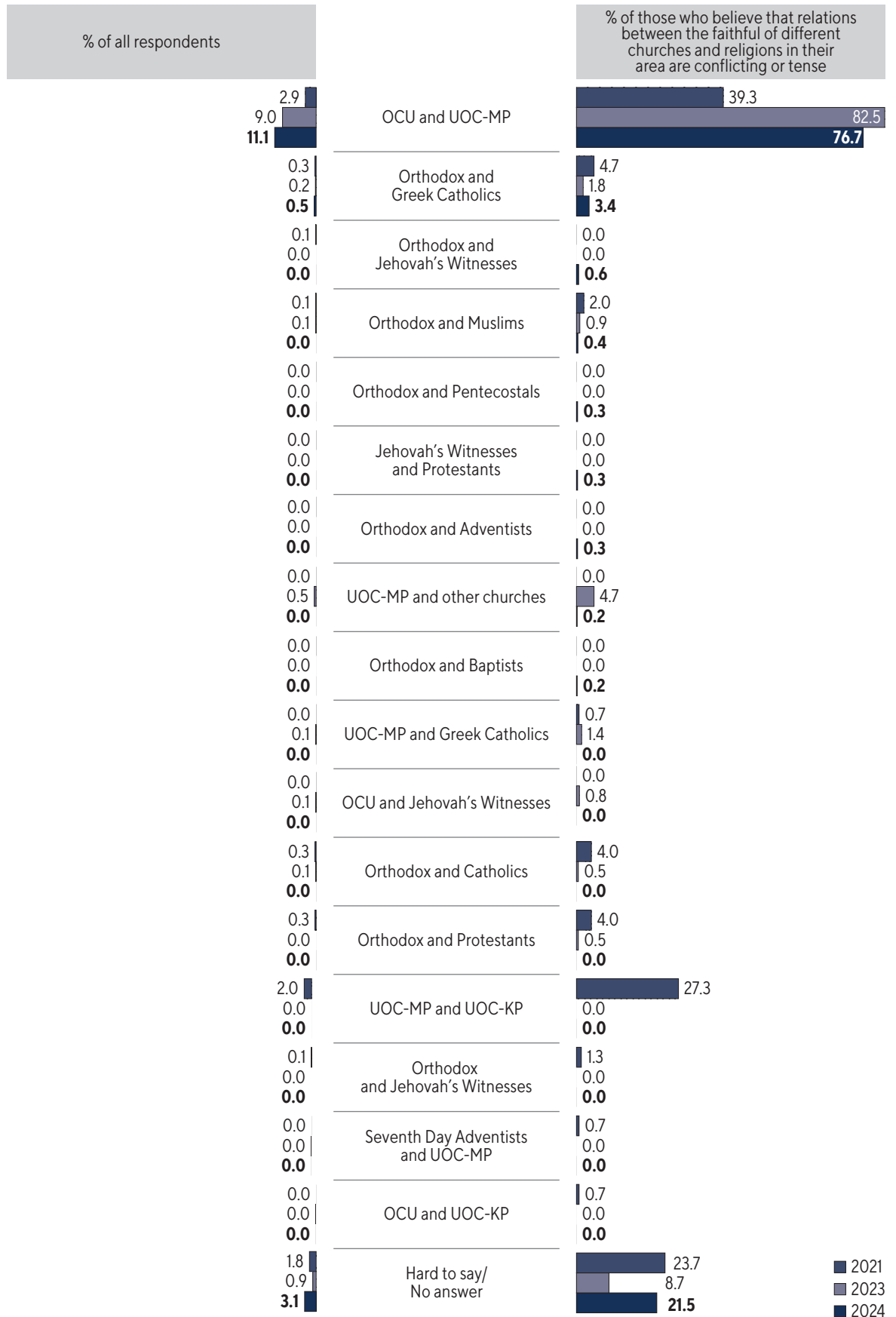
**HOW CAN YOU DESCRIBE RELATIONS BETWEEN THE FAITHFUL OF DIFFERENT CHURCHES AND RELIGIONS IN YOUR AREA?**

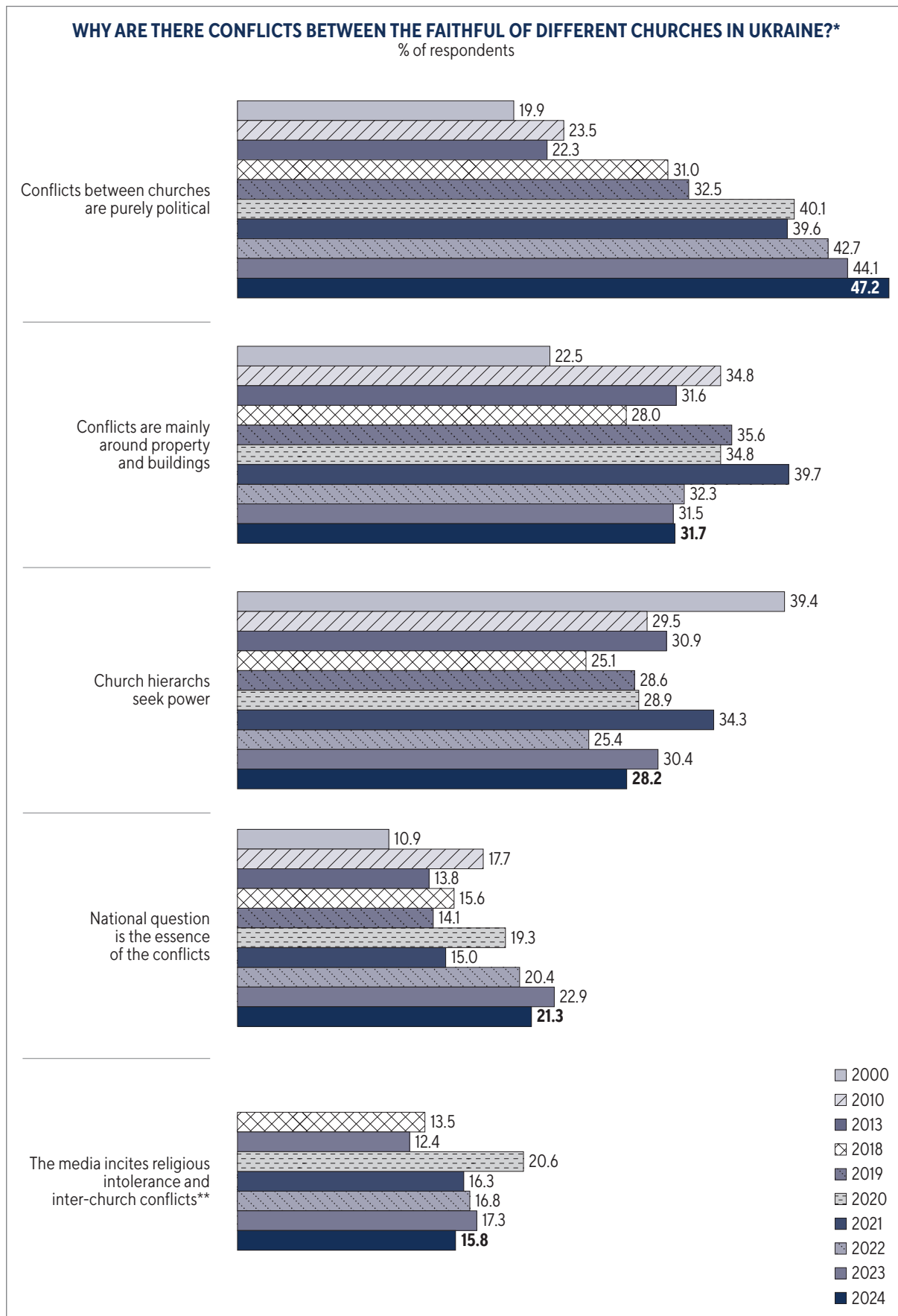
% of respondents



	REGIONS											
	West		Centre		South		East					
	2023	2024	2023	2024	2023	2024	2023	2024				
Conflicting	2.0	<b>5.6</b>	5.2	<b>6.8</b>	0.0	<b>0.4</b>	1.3	<b>2.7</b>				
Tense	10.2	<b>7.5</b>	8.2	<b>13.3</b>	0.0	<b>0.9</b>	8.8	<b>7.3</b>				
Quiet	63.1	<b>58.6</b>	57.0	<b>46.8</b>	67.2	<b>69.9</b>	54.3	<b>55.1</b>				
Friendly	11.5	<b>15.3</b>	3.8	<b>8.3</b>	14.4	<b>14.8</b>	6.5	<b>6.3</b>				
Hard to say	13.1	<b>13.0</b>	25.8	<b>24.7</b>	18.3	<b>14.0</b>	29.2	<b>28.5</b>				
	CONFESSIONAL AND CHURCH IDENTITY											
	OCU				UOC-MP				Just Orthodox			
	2020	2022	2023	2024	2020	2022	2023	2024	2020	2022	2023	2024
Conflicting	1.9	9.3	3.6	<b>6.7</b>	2.6	11.5	6.0	<b>7.1</b>	1.5	3.9	2.7	<b>3.6</b>
Tense	9.6	19.1	10.7	<b>13.3</b>	9.1	15.3	8.6	<b>20.5</b>	8.1	11.0	5.5	<b>10.4</b>
Quiet	67.3	47.1	63.5	<b>58.1</b>	66.8	48.1	66.4	<b>48.2</b>	59.0	54.5	54.9	<b>54.7</b>
Friendly	12.2	8.4	7.0	<b>8.6</b>	13.9	13.0	9.5	<b>7.1</b>	12.1	9.2	7.5	<b>8.6</b>
Hard to say	9.0	16.1	15.2	<b>13.2</b>	7.7	12.2	9.5	<b>17.0</b>	19.3	21.5	29.4	<b>22.7</b>
	CONFESSIONAL AND CHURCH IDENTITY											
	UGCC				Just Christians				I do not belong to any religion			
	2020	2022	2023	2024	2020	2022	2023	2024	2020	2022	2023	2024
Conflicting	1.0	1.5	0.0	<b>2.1</b>	0.6	4.0	1.8	<b>4.0</b>	0.3	5.9	3.7	<b>4.3</b>
Tense	5.2	6.3	4.5	<b>5.0</b>	7.3	10.3	4.4	<b>3.5</b>	6.5	13.1	7.0	<b>3.8</b>
Quiet	64.8	56.8	76.1	<b>61.9</b>	59.2	53.7	51.8	<b>52.5</b>	41.2	30.9	40.7	<b>43.7</b>
Friendly	26.4	29.6	10.4	<b>24.7</b>	12.8	13.1	6.6	<b>7.0</b>	10.8	6.8	6.7	<b>7.3</b>
Hard to say	2.6	5.8	9.0	<b>6.3</b>	20.1	18.9	35.5	<b>33.0</b>	41.2	43.2	41.9	<b>41.0</b>

**WHICH CHURCHES (OR MEMBERS OF RELIGION)  
IN YOUR AREA HAVE CONFLICTING OR TENSE RELATIONS?**





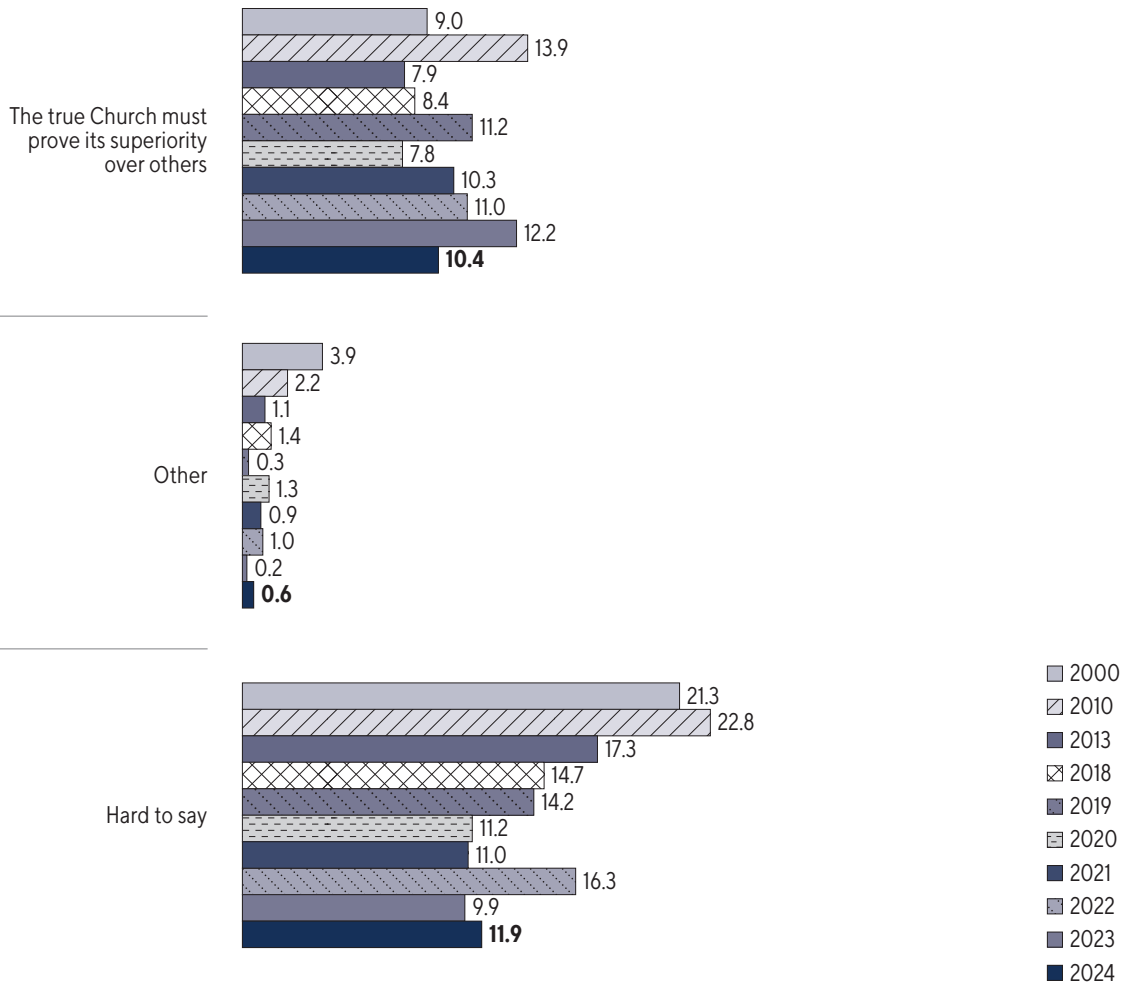
\* Respondents were asked to choose all relevant options.

\*\* In questionnaires for years 2000, 2010 and 2013 this option was absent.

**WHY ARE THERE CONFLICTS BETWEEN THE FAITHFUL OF DIFFERENT CHURCHES IN UKRAINE?\***

% of respondents

(continued)



	REGIONS							
	West		Centre		South		East	
	2023	2024	2023	2024	2023	2024	2023	2024
Conflicts between churches are purely political	42.1	<b>45.6</b>	51.3	<b>51.6</b>	34.6	<b>44.4</b>	37.2	<b>41.9</b>
Conflicts are mainly around property and buildings	23.2	<b>28.8</b>	35.6	<b>34.7</b>	33.3	<b>20.1</b>	32.7	<b>36.0</b>
Church hierarchs seek power	25.8	<b>20.6</b>	30.9	<b>31.5</b>	29.9	<b>28.5</b>	35.5	<b>30.7</b>
National question is the essence of the conflicts	24.3	<b>20.4</b>	24.1	<b>18.9</b>	19.7	<b>29.3</b>	20.3	<b>22.6</b>
The media incites religious intolerance and inter-church conflicts	13.3	<b>13.9</b>	18.8	<b>14.0</b>	19.7	<b>16.7</b>	18.1	<b>21.0</b>
The true Church must prove its superiority over others	6.7	<b>6.1</b>	12.0	<b>9.5</b>	20.5	<b>22.2</b>	15.3	<b>10.6</b>
Other	0.0	<b>0.4</b>	0.0	<b>0.8</b>	0.9	<b>0.4</b>	0.5	<b>0.5</b>
Hard to say	7.5	<b>14.9</b>	8.0	<b>10.1</b>	15.4	<b>12.6</b>	13.9	<b>11.6</b>

\* Respondents were asked to choose all relevant options.

<b>WHY ARE THERE CONFLICTS BETWEEN THE FAITHFUL OF DIFFERENT CHURCHES IN UKRAINE?*</b>												
% of respondents (continued)												
	<b>CONFESSIONAL AND CHURCH IDENTITY</b>											
	OCU				UOC-MP				Just Orthodox			
	2020	2022	2023	2024	2020	2022	2023	2024	2020	2022	2023	2024
Conflicts between churches are purely political	38.0	31.2	29.9	<b>49.9</b>	48.4	32.1	34.8	<b>65.8</b>	43.1	35.0	32.3	<b>52.0</b>
Conflicts are mainly around property and buildings	28.7	45.2	43.7	<b>29.9</b>	33.9	50.8	59.1	<b>31.3</b>	36.1	41.5	49.6	<b>28.2</b>
Church hierarchs seek power	24.3	25.3	27.0	<b>23.6</b>	27.7	16.8	31.3	<b>17.1</b>	31.0	20.6	34.9	<b>32.1</b>
National question is the essence of the conflicts	23.7	15.4	14.9	<b>23.0</b>	15.7	26.0	32.8	<b>23.4</b>	17.4	14.9	15.7	<b>18.0</b>
The media incites religious intolerance and inter-church conflicts	14.4	19.8	26.4	<b>14.0</b>	26.3	16.8	17.4	<b>30.4</b>	21.8	21.7	22.8	<b>15.5</b>
The true Church must prove its superiority over others	9.9	11.3	14.5	<b>11.8</b>	9.1	8.3	7.8	<b>14.3</b>	7.5	9.7	13.0	<b>7.9</b>
Other	1.1	1.0	0.1	<b>1.0</b>	0.7	0.8	0.9	<b>0.9</b>	0.0	0.8	0.0	<b>0.0</b>
Hard to say	13.3	14.7	9.3	<b>11.1</b>	7.3	17.4	3.4	<b>7.1</b>	9.9	18.3	12.2	<b>13.7</b>
	<b>CONFESSIONAL AND CHURCH IDENTITY</b>											
	UGCC				Just Christians				I do not belong to any religion			
	2020	2022	2023	2024	2020	2022	2023	2024	2020	2022	2023	2024
Conflicts between churches are purely political	38.9	32.7	22.6	<b>39.2</b>	36.9	37.7	40.2	<b>37.7</b>	37.3	34.0	35.4	<b>41.0</b>
Conflicts are mainly around property and buildings	39.9	34.5	41.0	<b>21.7</b>	33.0	50.3	44.3	<b>34.7</b>	39.9	34.7	37.3	<b>43.4</b>
Church hierarchs seek power	22.8	30.6	27.5	<b>19.5</b>	26.3	25.7	28.5	<b>24.1</b>	36.6	33.1	41.2	<b>47.6</b>
National question is the essence of the conflicts	25.9	16.5	8.1	<b>15.4</b>	20.1	22.3	23.7	<b>22.1</b>	16.3	14.5	16.6	<b>21.0</b>
The media incites religious intolerance and inter-church conflicts	21.8	26.2	19.4	<b>13.3</b>	19.6	21.8	22.4	<b>14.6</b>	17.3	18.7	18.0	<b>16.1</b>
The true Church must prove its superiority over others	8.3	8.3	7.2	<b>7.1</b>	5.0	13.2	11.8	<b>11.6</b>	6.5	8.9	8.9	<b>9.9</b>
Other	8.3	2.4	0.0	<b>0.4</b>	1.1	0.6	0.4	<b>0.5</b>	0.7	0.4	0.4	<b>0.3</b>
Hard to say	5.7	11.2	10.8	<b>17.5</b>	10.1	16.7	8.3	<b>12.6</b>	17.0	24.7	12.5	<b>10.5</b>

\* Respondents were asked to choose all relevant options.

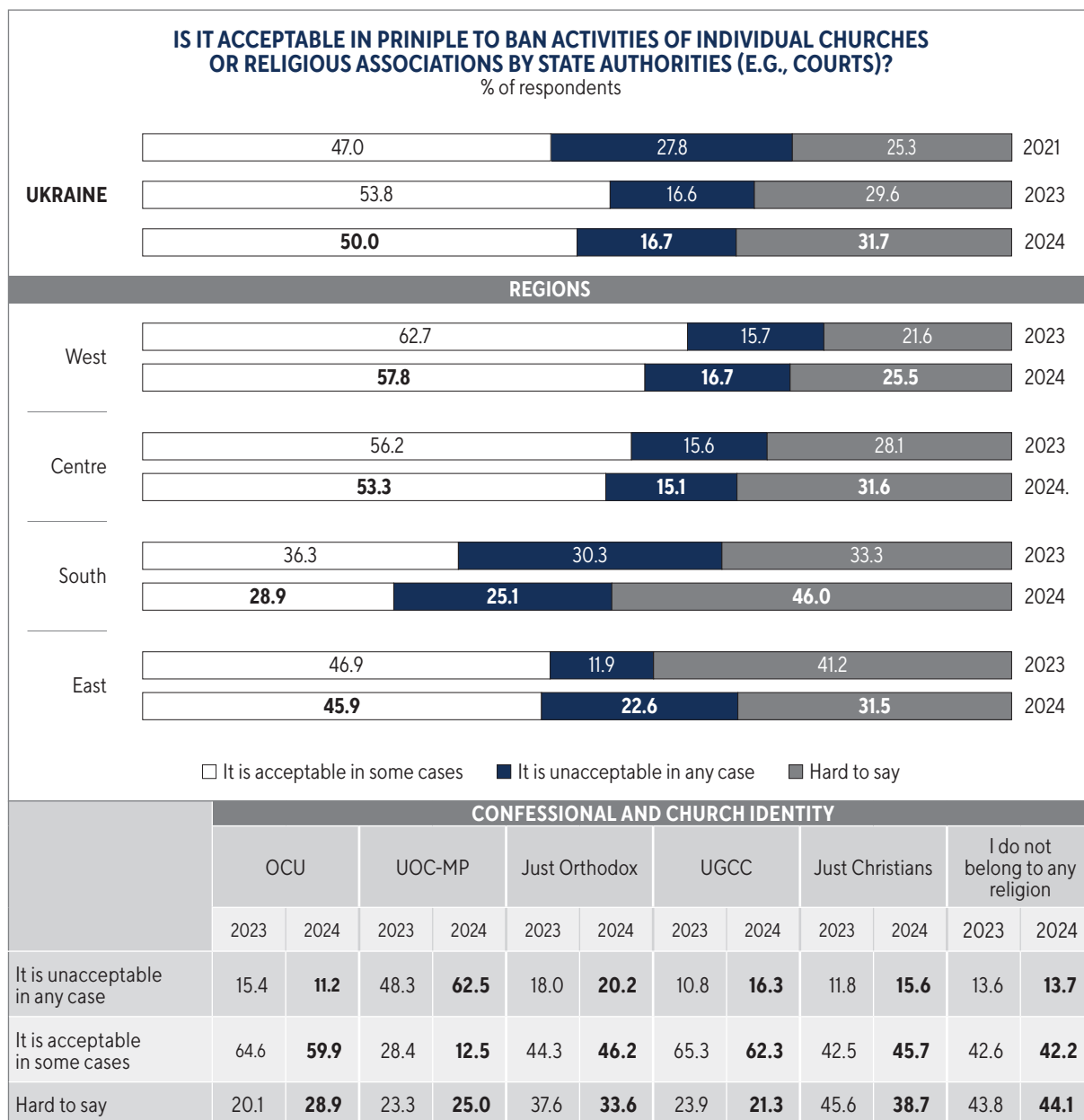
<b>In August 2024, the Verkhovna Rada of Ukraine adopted the Law «On the Protection of the Constitutional Order in the Field of Religious Organisations».</b>					
<b>DO YOU SUPPORT THE FOLLOWING PROVISIONS OF THIS LAW?</b>					
% of respondents					
	<b>UKRAINE</b>	West	Centre	South	East
Propaganda of the Russian World ideology, both directly by a religious organisation and its governing bodies, is grounds for banning such a religious organisation					
Support	79.7	90.5	78.0	76.2	71.7
Do not support	6.3	3.4	5.1	5.0	12.7
Hard to say	14.0	6.1	16.9	18.8	15.6

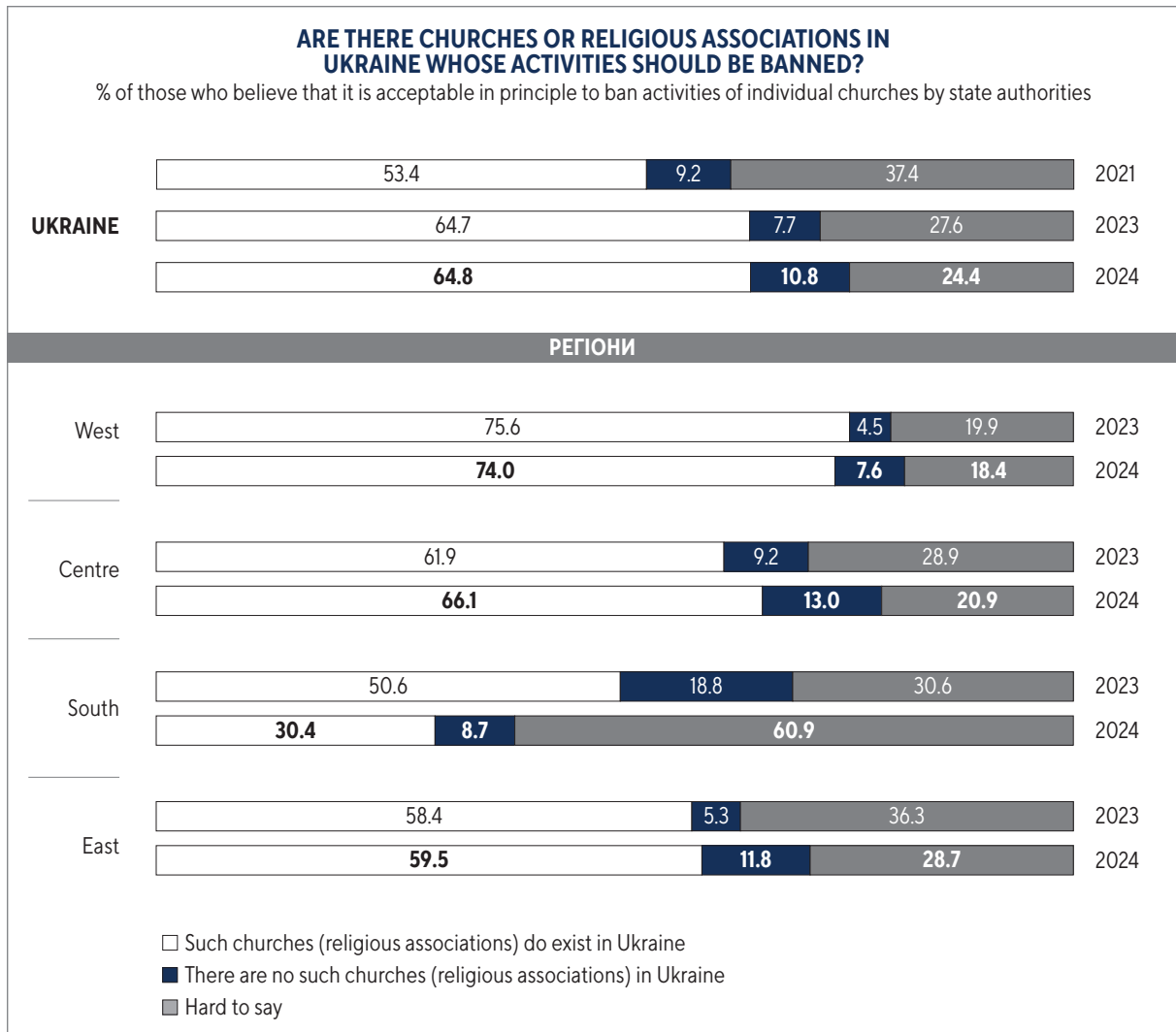
October 2024



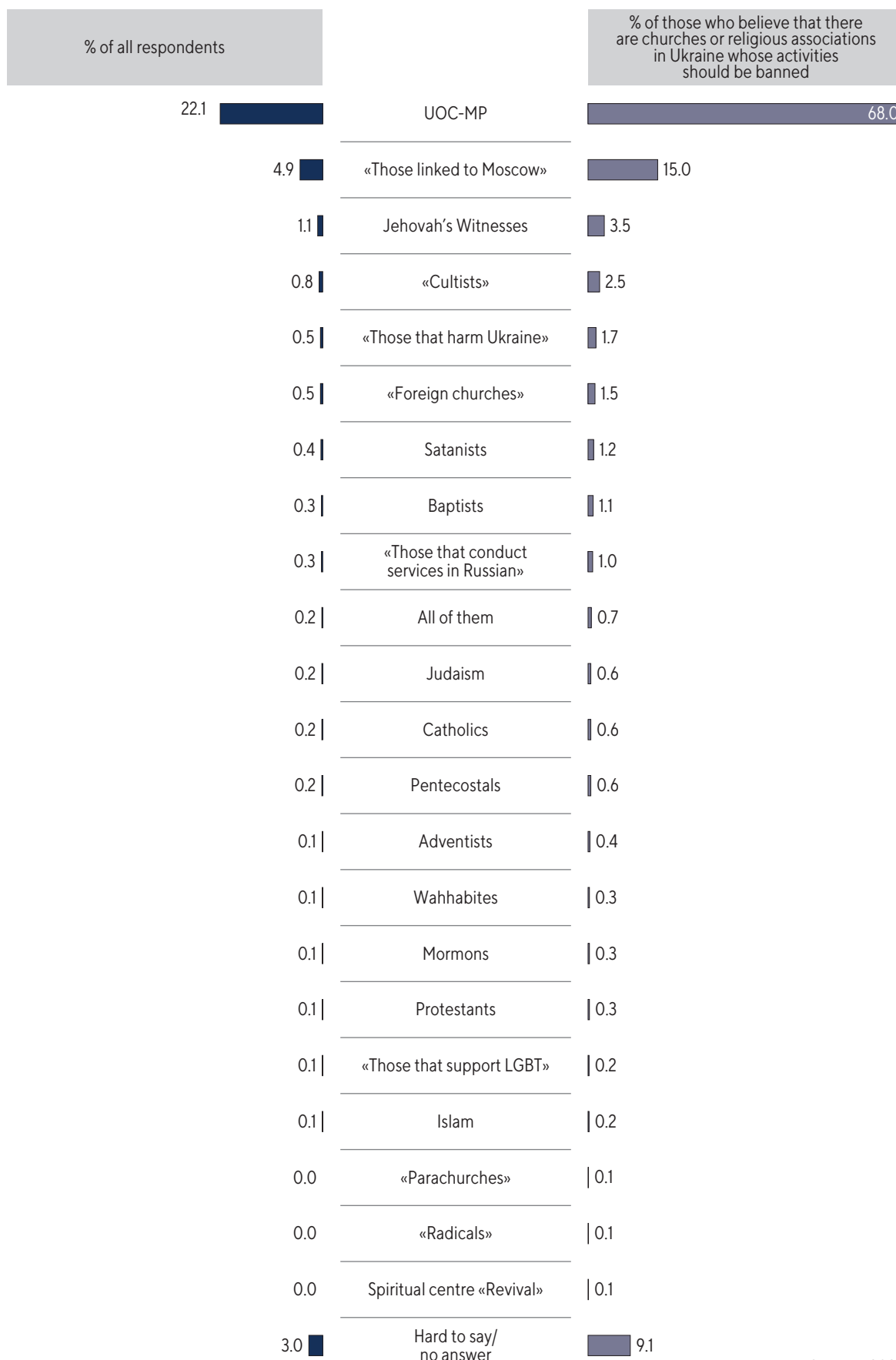
<b>In August 2024, the Verkhovna Rada of Ukraine adopted the Law «On the Protection of the Constitutional Order in the Field of Religious Organisations».</b> <b>DO YOU SUPPORT THE FOLLOWING PROVISIONS OF THIS LAW?</b> % of respondents (continued)						
	UKRAINE	West	Centre	South	East	
A religious organisation operating in Ukraine cannot have a governing centre in a state that carries out armed aggression against Ukraine						
Support	79.1	89.7	79.9	68.8	70.4	
Do not support	7.1	3.6	5.3	11.7	12.5	
Hard to say	13.8	6.7	14.9	19.6	17.2	
A religious organisation operating in Ukraine cannot be part of a foreign religious organisation whose activities are prohibited in Ukraine						
Support	75.2	85.1	74.4	67.8	68.7	
Do not support	6.6	3.2	5.3	9.6	11.8	
Hard to say	18.1	11.6	20.4	22.6	19.5	
Activities of the Russian Orthodox Church are prohibited in Ukraine						
Support	74.3	88.6	75.3	59.2	63.7	
Do not support	10.2	3.8	8.0	19.2	17.2	
Hard to say	15.5	7.6	16.7	21.7	19.1	
CONFESSIONAL AND CHURCH IDENTITY						
	OCU	UOC-MP	Just Orthodox	UGCC	Just Christians	I do not belong to any religion
Propaganda of the Russian World ideology, both directly by a religious organisation and its governing bodies, is grounds for banning such a religious organisation						
Support	87.5	38.4	70.5	92.9	83.5	73.6
Do not support	2.7	32.1	9.7	0.8	4.5	6.7
Hard to say	9.8	29.5	19.8	6.3	12.0	19.7
A religious organisation operating in Ukraine cannot have a governing centre in a state that carries out armed aggression against Ukraine						
Support	88.6	34.8	69.4	95.9	79.8	71.5
Do not support	2.5	35.7	9.4	0.8	5.6	9.4
Hard to say	8.8	29.5	21.2	3.3	14.6	19.1
A religious organisation operating in Ukraine cannot be part of a foreign religious organisation whose activities are prohibited in Ukraine						
Support	84.4	40.2	64.3	88.3	77.9	67.7
Do not support	2.9	25.9	10.1	1.3	7.0	7.0
Hard to say	12.6	33.9	25.6	10.4	15.1	25.3
Activities of the Russian Orthodox Church are prohibited in Ukraine						
Support	84.0	24.1	58.8	95.9	72.4	70.4
Do not support	3.9	50.9	16.2	0.4	10.6	10.8
Hard to say	12.1	25.0	24.9	3.7	17.1	18.8

October 2024





**IF YOU BELIEVE THAT SUCH CHURCHES  
OR RELIGIOUS ASSOCIATIONS EXIST, WHICH OF THEM SHOULD BE BANNED?**



October 2024