



Republic of Namibia

KAS Factbook April 2021

© Konrad-Adenauer-Stiftung e.V.



Independence	21 March 1990 (national holiday)
Capital	Windhoek (about 400,000 inhabitants). ¹
Government	Republic (bicameral system) Member of the Commonwealth of Nations since 1990
Official Language	English (until 1990 also Afrikaans and German) Namibia has 13 recognized national languages, including 10 indigenous African languages and 3 Indo-European languages. Most frequent mother tongues are: Oshiwambo (48.9%), Nama/Damara (11.3%), Afrikaans (10.4%). ²
Administration	14 regions: Caprivi, Erongo, Hardap, Karas, Kavango, Khomas, Kunene, Ohangwena, Omaheke, Omusati, Oshana, Oshikoto, Otjozondjupa, Zambezi
President	Dr. Hage Geingob (since 2014)
Area	824,292 km ²
Geographical borders	Angola (north), Zambia (north-east), Zimbabwe (north-east), Botswana (east), South Africa (south), Atlantic Ocean (west)
Population	2,678,19 ³ inhabitants, 52% urban. ⁴
Population growth rate	1.83%. ⁵
Unemployment rate	Total: 34%
Currency	NAD (N\$) 1 € = N\$ 17.82 (22.02.21)

¹ City of Windhoek, <http://www.windhoekcc.org.na/pdf/Councillor%20Ogranogram%202016.pdf> (2016) Other estimates higher number.

² CIA, The World Factbook, (2021).

³ CIA, The World Factbook, (2021).

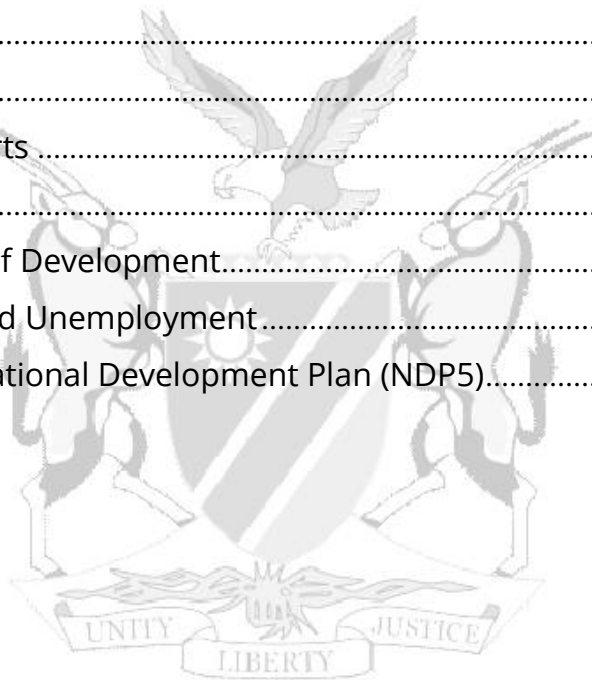
⁴ CIA, The World Factbook, (2021).

⁵ CIA, The World Factbook, (2021).

Religion	80% - 90% Christian (at least 50% Lutheran), 10% - 20% indigenous beliefs
-----------------	---

Contents

1. History – Colonialism and Independence	4
2. State and Politics	4
2.1 Judiciary	4
2.2 Legislative.....	6
2.3 Executive	10
3. Economy.....	12
3.1 Economic Data	12
3.3 Namibia’s Exports	14
3.7 Tourism.....	16
4. Society and Stage of Development.....	18
4.2 Employment and Unemployment.....	21
4.3 Namibia’s 5 th National Development Plan (NDP5).....	24



1. History – Colonialism and Independence

The “Scramble for Africa” began in the Age of Colonialism at the end of the 19th century. At the 1884/85 Congo Conference in Berlin, Namibia became a German colony known as “Deutsch-Südwestafrika”. During the First World War, the German “Schutztruppe” surrendered in the 1915 battle against the South African army. Thereupon, Namibia became a mandated territory of South Africa in 1920. In 1966 the UNO.⁶ – in the capacity of the League of Nation’s successor – withdrew the mandate. But the South African government did not accept this and continued – despite international protests – illegally administrating the territory as its fifth province. Eventually the long winded liberation struggle of the 1960s founded *South West Africa People’s Organization* (SWAPO) lead to the nation’s first free elections and drove Namibia into independence in 1990. Sam Nujoma became the nation’s first president. Walvis Bay, Namibia’s only deep water harbour – that is responsible for the entire oversea trade – remained South African until 1994.

2. State and Politics

Namibia, as a democracy, separates its powers into three branch.⁷ of government: the Judiciary (the courts), the Legislative (Parliament) and the Executive (President and Cabinet). The following exemplification allows a closer insight into each of the three branches.

2.1 Judiciary

The Namibian Constitution of 1990 is considered one of the most modern in the world. The judiciary in Namibia is independent. The courts’ structure is made up of a three tier hierarchy: the *Supreme Court*, the *High Court* and the *Lower Courts*.

⁶ United Nations Organization.

⁷ https://www.lac.org.na/projects/grap/Pdf/Gov2_Three_Branches_of_Government.pdf (31.03.2021).

The highest court of appeal is the *Supreme Court*. The *Magistrates' Courts* (part of the *Lower Courts*) have civil and criminal jurisdiction with certain restrictions and limitations in respect of the seriousness of the offence, the nature of punishment, and territorial jurisdiction. Prior to 1990, the courts of Namibia were an extension of the judicial system of South Africa. Today, South African jurisdiction, Roman-Dutch law and Namibian jurisdiction form the basis of the Namibian common and customary law.

Hierarchy of the Judiciary⁸

Supreme Court

Chief Justice: P. Shivute

Deputy Chief Justice: P. Damaseb

Judges of Appeal: S.Mainga, D. Smuts, E. Hoff

High Court

Judge-President: P. Damaseb

Deputy Judge-President: H. Angula

Judges of the highcourt: N. Ndauendapo, C. Liebenberg, N. Shivute, M.Tommasi, H. Geier, S. Ueitele, H. January, D. Usiku, T. Masuku, H. Oosthuizen, B. Usiku, H. Prinsloo, J. Salionga, C. Claasen, E. Rakow, O. Sibeya

Lower Courts

Chief Magistrate: P. Christiaan

Deputy Chief Magistrate Human Resources: I. Unengu

Deputy Chief Magistrate Training: V. Stanley

Deputy Chief Magistrate Court Administration: H. Salionga

For further information, see Horn, Nico & Bösl, Anton (Hrsg.): The Independence of the Judiciary in Namibia. Windhoek 2008

⁸ <https://www.judiciary.na/pages/courts/#> (15.03.2021).

2.2 Legislative

In Namibia the legislature consists of two chambers, the *National Assembly* and the *National Council*. The *National Assembly's* 96 members are elected by direct poll. Up to eight delegates are nominated by the president for their special expertise and skills; however, they do not have the right to vote within the *National Assembly*. The legislative period is five years. The *National Council* contains three members of each region members and is comparable to a senate. Members of the National Council hold their seats for five years and can be re-elected.⁹ Furthermore, there is a *Regional Council* in each region, which is also elected for five years.

List of parties that are currently accredited with the Electoral Commission of Namibia

APP	All People's Party
CDV	Christian Democratic Voice Party (CDV)
CoD	Congress of Democrats
DPN	Democratic Party of Namibia
IPC	Independent Patriots for Change
LPM	Landless People's Movement
MAG	Monitor Action Group
NEFF	Namibia Economic Freedom Fighters
NDP	National Democratic Party of Namibia
NEFC	National Empowerment Fighting Corruption
NPF	National Patriotic Front
NUDO	National Unity Democratic Organization of Namibia
PDM	Popular Democratic Movement

⁹ Constitution of Namibia, Article 70.

RDP	Rally for Democracy and Progress
RP	Republican Party of Namibia
SWANU	SWANU of Namibia
SWAPO	SWAPO Party of Namibia
UDF	United Democratic Front of Namibia
UPM	United People`s Movement
“ – “	Worker`s Revolutionary Party

ECN. <http://www.ecn.na/parties.html> (22.02.2021)

National Assembly: Election results (in %)							
	1989	1994	1999	2004	2009	2014 ¹¹	2019
SWAPO	57.3	72.7	76.3	76.1	74.29	80.01	65.5
DTA	28.6	20.4	9.4	5.1	3.13	4.80	-
CoD	-	-	9.9	7.1	0.66	0.38	0.6
UDF	5.7	2.9	2.9	3.6	2.4	2.12	1.8
NUDO	-	-	-	4.2	3.01	2.01	1.9
MAG	1.6	0.81	0.67	0.8	0.58	0.34	-
SWANU	-	-	-	-	0.62	0.71	-
RP	-	-	-	2	0.81	0.68	1.8
APP	-	-	-	-	1.33	2.29	1.8
RDP	-	-	-	-	11.16	3.51	1.1
other	8.4	4	1.5	0.9	0.71	-	-
CDV	-	-	-	-	-	-	0.7
LPM	-	-	-	-	-	-	4.7
NEFF	-	-	-	-	-	-	1.7

¹⁰ For a critical analysis of the election please refer to Anton Bösl. Namibias Demokratie – ihre Fassade und Erosion. Die Parlaments- und Praesidentschaftswahlen im November 2009. in KAS Auslandsinformationen. 2/2010. Berlin

¹¹ The number of seats was increased from 72 to 96.

NDP	-	-	-	--	-	-	0.6
NPF	-	-	-	-	-	-	0.2
PDM	-	-	-	-	-	-	16.6
UDF	-	-	-	-	-	-	1.8
WRP	-	-	-	-	-	-	0.4

Electoral Commission of Namibia (ECN): <https://www.ecn.na/wp-content/uploads/2019/12/NA-ELE-RESULTS-UPDATE-2019.pdf> (08.03.21)

Turnout of voters (in %)									
Year	1989	1992	1994	1998	1999	2004	2009	2014	2019
Presidential election	-	-	76	-	61	85	96.5		60.8
National Assembly	97	-	76	-	61	85	-	72	60.4
Regional Council	-	81	-	40	-	55	66		
Local Authorities		82		34		44	34		

Cf. ECN. http://www.ecn.na/election_result.html (26.02.2021)

Results of the presidential elections (in %)

Presidential candidate	1989	1994	1999	2004	2009	2015	2019
Sam Nujoma (SWAPO)	-	74.46	76.84	-	-	-	-
Hifikepunye Pohamba (SWAPO)	-	-	-	76.45	75.25	-	-
Hage Geingob (SWAPO)	-	-	-	-	-	86.73	56.3
Mishake Muyongo (DTA)	-	23.08	-	-	-	-	-

Katuutire Kaura (DTA)	-	-	9.63	5.12	2.98	-	-
McHenry Venaani (DTA)	-	-	-	-	-	4.97	-
McHenry Venaani (PDM)	-	-	-	-	-	-	2.7
Justus Garoëb (UDF)	-	-	3.02	3.83	2.37	supported H. Geingob	-
Apius Auchab (UDF)	-	-	-	-	-	-	2.7
Henry Ferdinand Mudge (RP)	-	-	-	1.95	1.16	0.97	0.5
Kuaima Riruako (Nudo)	-	-	-	4.23	2.92	-	-
Asser Mbai (Nudo)	-	-	-	-	-	1.88	-
Esther Utjua Muinjangu (NUDO)	-	-	-	-	-	-	1.5
Ben Ulenga (CoD)	-	-	10.5	7.28	0.72	0.39	-
Hipido Hamutenya (RDP)	-	-	-	-	10.91	3.39	-
Mike Ratoveni Kavekatora (RDP)	-	-	-	-	-	-	0.4
Usutuaije Maamberua (SWANU)	-	-	-	-	-	0.56	-
Tangeni Iijambo (SWANU)	-	-	-	-	-	-	-

Ignatius Shixwameni Nkotongo (APP)	-	-	-	-	-	0.82	0.4
Kosie Pretorius (MAG)	-	-	-	1.15	-	-	-
Panduleni Fillemon Bango Itula (IC)	-	-	-	-	-	-	29.4
Epafra Jan Mukwilongo (NEFF)	-	-	-	-	-	-	0.1
Bernadus Clinton Swartbooi (LPM)	-	-	-	-	-	-	-

ECN. http://www.ecn.na/election_result.html (26.02.2021)

2.3 Executive

President

Dr. Hage Geingob

The presidency is limited to two terms of five years each.

Deputy President

Dr. Nangolo Mbumba

Prime Minister

Saara Kuugongelwa-Amadhila

Deputy Prime Minister

Netumbo Nandi-Ndaitwah

Under President Geingob a number of ministries has been renamed, split or newly created. The Ministry for Veteran Affairs has been abolished.

	MINISTRY	MINISTRIES	DEPUTY MINISTRIES
1.	MINISTRY OF INTERNATIONAL RELATIONS & COOPERATION	Hon Netumbo Nand-Ndaitwah	Hon Jelly Matundu
2.	MINISTRY OF HOME AFFAIRS IMMIGRATION SAFETY & SECURITY	Hon Albert Kawana	Hon Daniel Kashikola
3.	MINISTRY OF DEFENSE & VETERANS AFFAIRS	Hon Frans Kapofi	Hon Hilma Nicanor
4.	MINISTRY OF FINANCE	Hon Ipumbu Shiimi	-
5.	MINISTRY OF INDUSTRIALISATION	Hon Lucia Ipumbu	Hon Vena Sinimbo
6.	MINISTRY OF AGRICULTURE, WATER, & LAND REFORM	Hon Calle Schlettwein	
7.	MINISTRY OF URBAN & RURAL DEVELOPMENT	Hon Erastus Uutoni	Hon Derek Klazen
8.	MINISTRY OF HEALTH & SOCIAL SERVICES	Hon Kalumbi Shangula	Hon Esther Utjua Muinjangué
9.	MINISTRY OF EDUCATION, ARTS & CULTURE	Hon Anna Nghipond-oka	Hon Faustiba Caley
10.	MINISTRY OF HIGHER EDUCATION, TECHNOLOGY & INNOVATION	Hon Itah Kandji-Murangi	-
11.	MINISTRY OF WORKS & TRANSPORT	Hon John Mutorwa	Hon Veikko Nekundi
12.	MINISTRY OF FISHERIES & MARINE RESOURCES	Hon Pohamba Shifeta	-
13.	MINISTRY OF MINES & ENERGY	Hon Tom Alweendo	Hon Kornelia Shilunga
14.	MINISTRY OF FISHERIES & MARINE RESOURCES	Derek Klazen	Hon. Sylvia Makgone
15.	MINISTRY OF JUSTICE	Hon Yvonne Dausab	-
16.	MINISTRY OF LABOUR, INDUSTRIAL RELATIONS & EMPLOYMENT CREATION	Hon Utoni Nujoma	Hon Hafeni Ndemula
17.	MINISTRY OF PUBLIC ENTERPRISES	Hon Leon Jooste	-
18.	MINISTRY OF SPORT, YOUTH & NATIONAL SERVICES	Hon Agnes Tjongarero	Hon Emma Kantema- Gaomas
19.	MINISTRY OF INFORMATION & COMMUNICATION TECHNOLOGIES	Hon Peya Mushelenga	Hon Emma Theofilus

	PRESIDENCY		
	MINISTER IN THE PRESIDENCY	Hon Christine //Hoebes	-
	MINISTER OF GENDER EQUALITY, POVERTY ERADICATION & SOCIAL WELFARE <ul style="list-style-type: none"> ● Disability Affairs ● Marginalised Communities 	Hon Doreen Sioka	Hon Bernadette Jagger Hon Alexia Manombe-Ncube Hon Royal/Ui/o/oo

Agencies (equated to ministries) are:

- The Namibia Central Intelligence Service: Ben Likando (Director)
- Electoral Commission: Moses Ndjarakana (Director)
- Anti-corruption Commission: Paulus Kalomho Noa (Director)

3. Economy

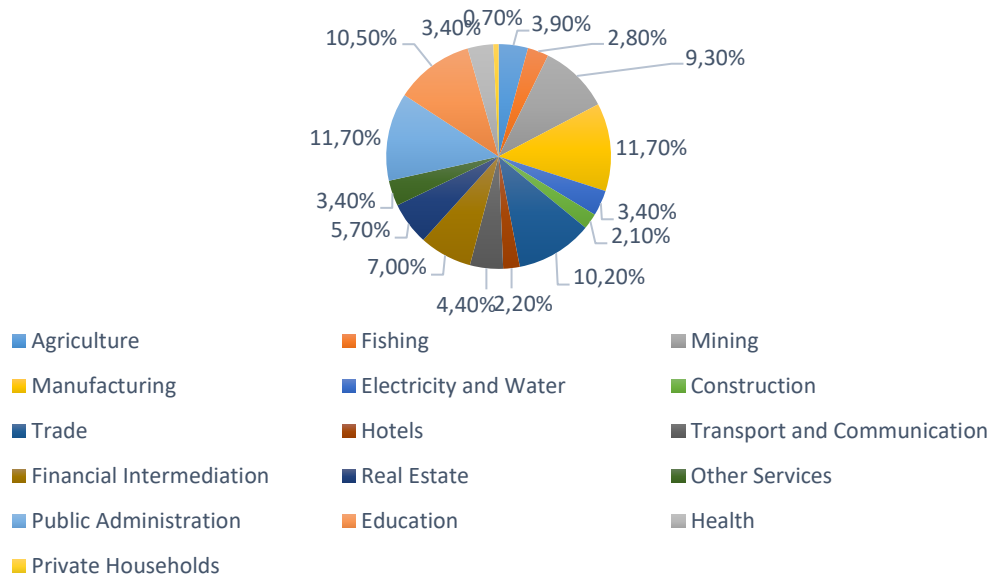
31 years after independence, Namibia still remains dependent on its most important economic partner, the Republic of South Africa. About half of the population lives on subsistence farming, but this sector only forms about one tenth of the GDP. Mining and processing of minerals is another important industry, but it only employs 3 percent of the population. Meanwhile, Namibia is the fifth largest producer of uranium in the world. Despite the comparably high income per capita for this region, the wealth distribution is extremely uneven in Namibia.

3.1 Economic Data

As reported by the World Bank the Gross Domestic Product (GDP) by Namibia was worth US\$ 12.37 billion in 2019.¹² The chart of the composition of the GDP shows the economic performance of various sectors during the year of 2019.

¹² <https://tradingeconomics.com/namibia/gdp> (31.03.2021).

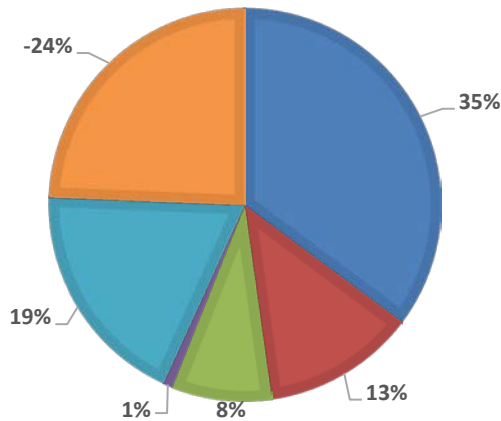
Composition of GDP in 2019



Source: https://ippr.org.na/wp-content/uploads/2020/07/Namibia-QER-Q2-2020_final.pdf (08.03.2021 - page 8)

GDP COMPOSITION BY ENDUSE IN 2017

- Household Consumption
- Government Consumption
- Investment in Fixed Capital
- Investment in Inventories
- Exports of Goods and Services
- Imports of Goods and Services

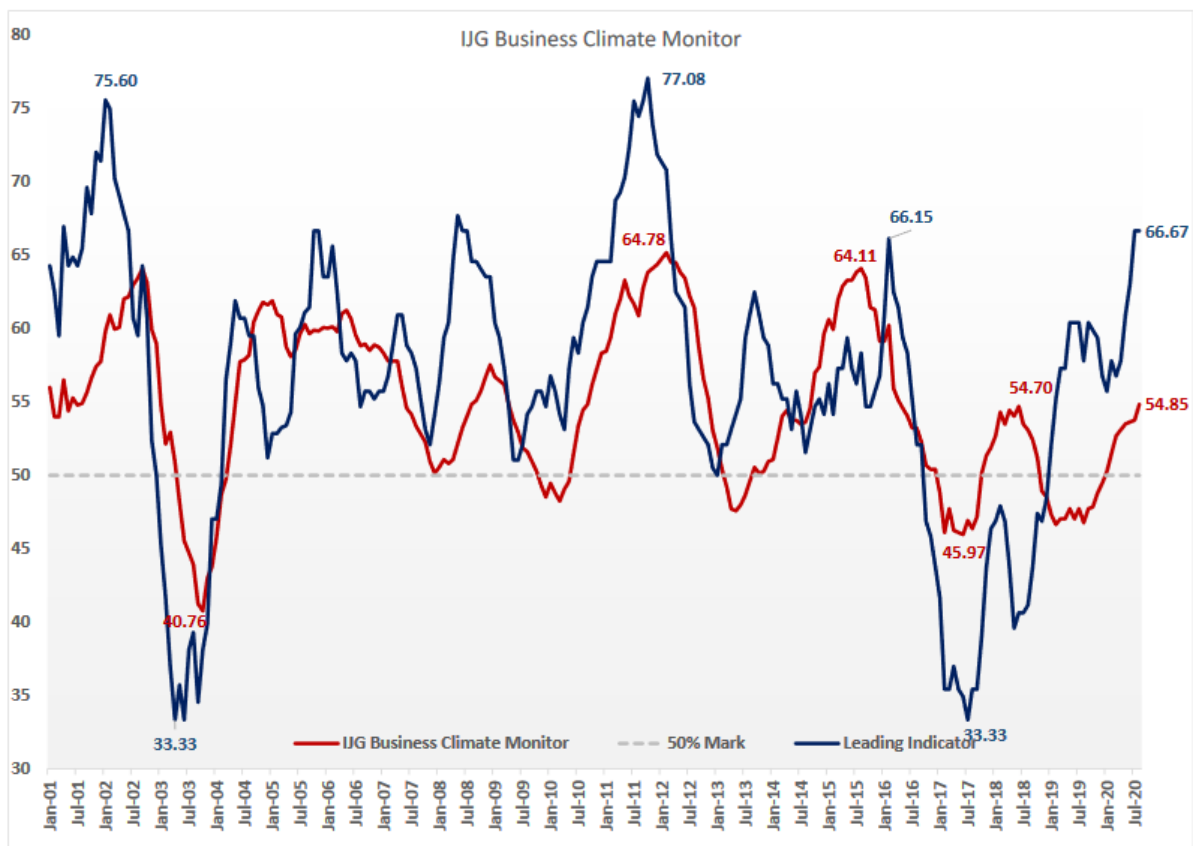


Source: <https://www.cia.gov/the-world-factbook/countries/namibia/#economy> (08.03.2021)

3.2 Business Climate Index

The Business Climate Index comprises from 31 indicators which are divided into five categories: policy environment, primary sector output, secondary and tertiary

output, external account, and pricing. Through the processed data the insights into the development of the local economy and its development.¹³



Institute for Public Policy Research, The IJG Business Climate Monitor for August 2020: https://ippr.org.na/wp-content/uploads/2020/11/IJG_BCM_Aug20_final.pdf (05.03.2020)

3.3 Namibia's Exports¹⁴

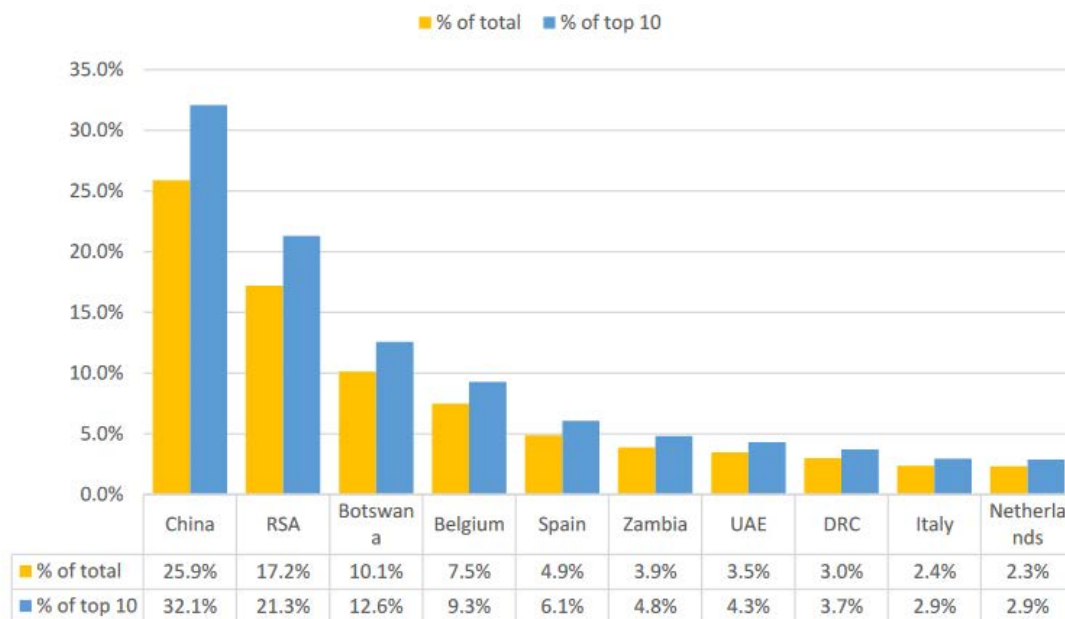
Namibia is rich in natural resources – especially in ore and minerals. Therefore, it is no surprise that Namibia's top export products in 2019 were copper (N\$23,633 million), precious stones and metals (N\$20,571 million) and ores (N\$12,899 million). For example the famous diamond "Sperrgebiet" can be found in the Namib desert along the Atlantic coast-line. In the mining sector the exploitation of uranium is the second most important portion. Apart from that, Namibia

¹³ https://ippr.org.na/wp-content/uploads/2020/11/IJG_BCM_Aug20_final.pdf (31.03.2021).

¹⁴ Namibia Statistics Agency: Annual Trade Statistics Bulletin 2019 (08.03.21).

exported N\$10,034 million worth of fish and N\$3,140million worth of vessels. in 2019.

Export consumption by country



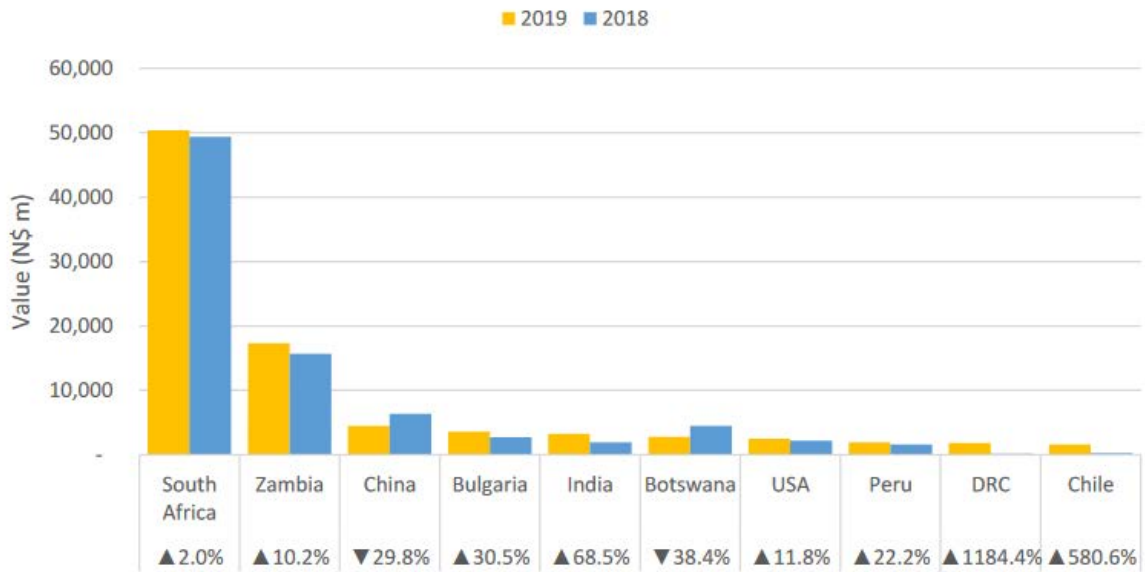
Namibia Statistics Agency: Annual Trade Statistics Bulletin 2019 (08.03.21)

3.4 Namibia's Import¹⁵

In 2019, Namibia's top five commodities that were imported were copper, oils and mineral fuels, motor vehicles and parts, industrial machinery and metal ores. The value of imports for these commodities combined rose to N\$55,776 million compared to its previous year level of N\$48,114 million subsequently rising their combined contribution total imports from 43.5 percent last year to the current share of 50.1 percent.

Import consumption by country

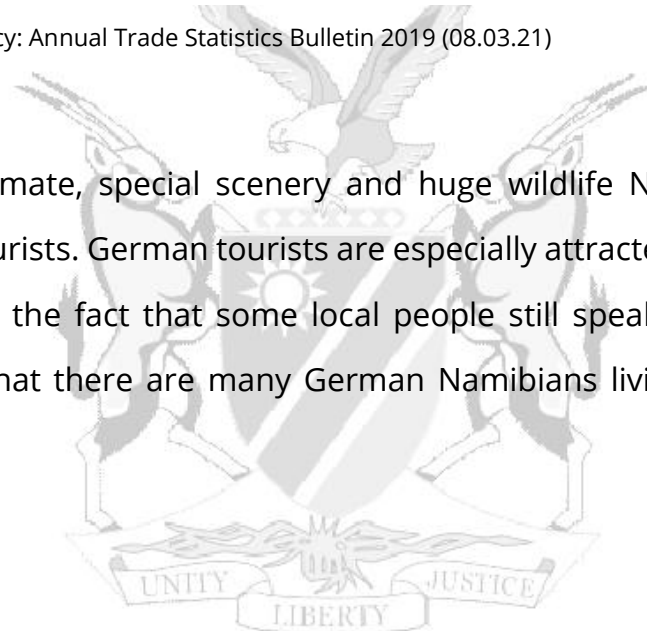
¹⁵ Namibia Statistics Agency: Annual Trade Statistics Bulletin 2019 (08.03.21).



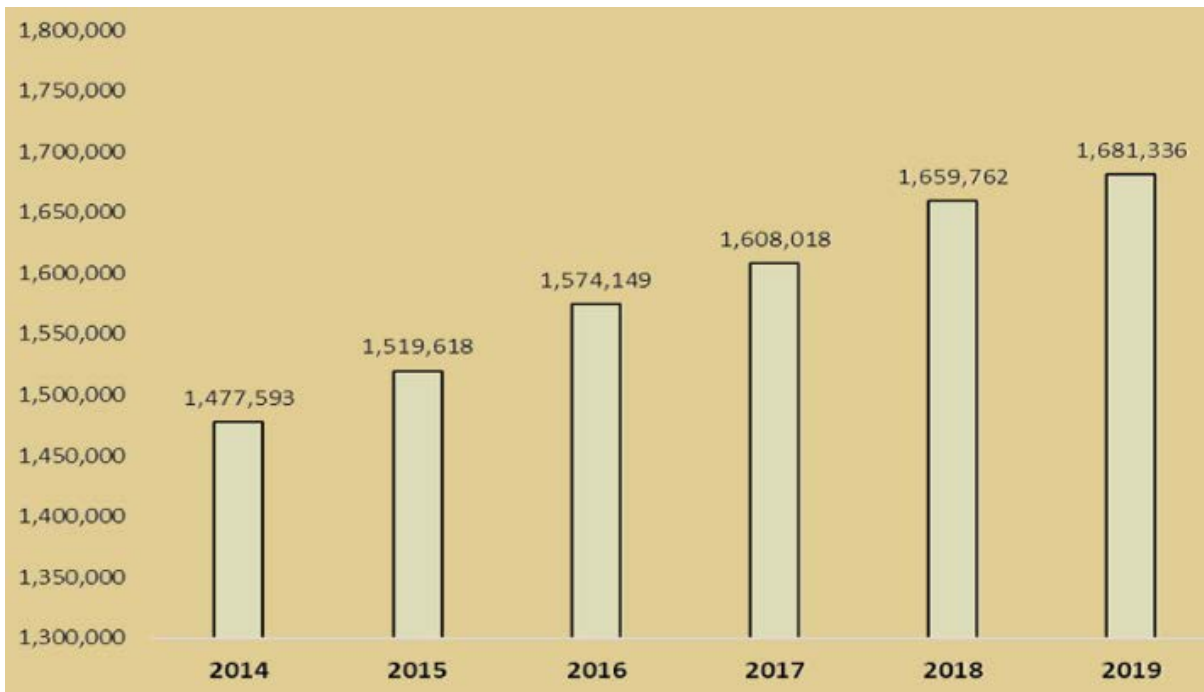
Namibia Statistics Agency: Annual Trade Statistics Bulletin 2019 (08.03.21)

3.7 Tourism

Due to its dry climate, special scenery and huge wildlife Namibia is an ideal destination for tourists. German tourists are especially attracted by the Namibian history as well as the fact that some local people still speak German in many places and also that there are many German Namibians living permanently in Namibia.



Foreign arrivals by Years, 2014 - 2019

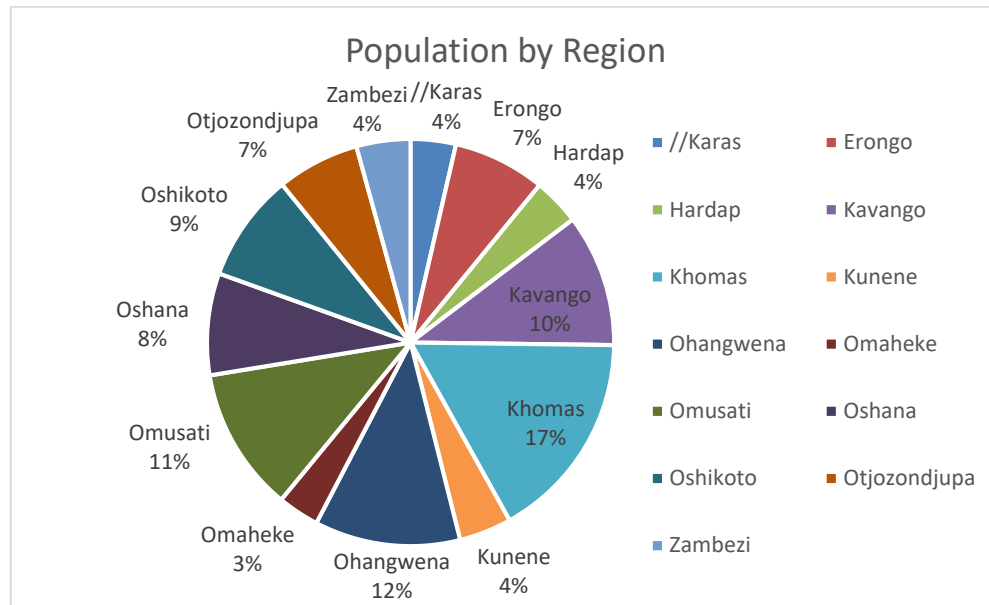


Namibia Tourism Board, <http://www.namibia-tourism.com/reisebranche/statistiken/> (10.03.2021)



4. Society and Stage of Development

Namibia is a sparsely populated country. Centres are the Khomas Region with the capital city Windhoek, the so called O-regions in the North and the coast in Erongo region.



Namibia Statistics Agency,

http://www.nsa.org.na/files/NLFS%202014_Final_with%20bleed%20and%20crop%20marks.pdf (06.04.2015)

Globally, Namibia is a country with a medium development level (upper middle income country¹⁶). In fact, it is a country with large social inequalities. According to the Gini coefficient – a measure of income and wealth distribution among the population – in the 1990s, Namibia denoted the highest income disparities in the world.

¹⁶ The World Bank's main criterion for classifying economies is gross national income (GNI) per capita. Based on its GNI per capita, every economy is classified as low, lower middle, upper middle (\$4,046 and \$12,535), or high income.
http://data.worldbank.org/about/country-classifications/country-and-lending-groups#Upper_middle_income (10.03.21)

Human Development Index (2020). ¹⁷	Namibia	0.646 (rank 130)
	Germany	0.947 (rank 6)
Gini-Koeffizient (2020). ¹⁸	Namibia	59.1
	Germany	31.9
Ibrahim Index of African Governance (2020). ¹⁹	Namibia	65.1 (rank 7 in Africa)
	Namibia	SI: 6.46 (rank 41) GI: 5.15 (rank 62)
Bertelsmann Transformations Index (BTI) (2020). ²⁰	South Africa	SI: 6.80 (rank 31) GI: 6.22 (rank 19)


¹⁷ The HDI measures development by combining indicators of life expectancy, educational attainment and income. The HDI sets a minimum and a maximum for each dimension, called goalposts, and then shows where each country stands in relation to these goalposts, expressed as a value between 0 and 1 UNDP Human Development Report 2020, <http://hdr.undp.org/en/countries/profiles/NAM> (10.03.2021)

¹⁸ The Gini coefficient measures inequality; a value of 0 indicates total equality, a value of 100 maximal inequality UNDP Human Development Report 2014, <http://hdr.undp.org/en/countries/profiles/NAM> (10.03.2021)

¹⁹ The Ibrahim Index measures the delivery of public goods and services to citizens by government and non-state actors in African countries, using indicators like safety and rule of law, participation and rights, sustainable economic opportunity, and human development (score out of 100). The countries of Southern Africa are: Angola, Botswana, Lesotho, Madagascar, Malawi, Mauritius, Mozambique, Namibia, South Africa, Swaziland, Zambia, Zimbabwe. <https://mo.ibrahim.foundation/sites/default/files/2020-11/2020-index-report.pdf> (10.03.2021)

²⁰ The BTI is a ranking of 128 developing and transforming countries referring to their political and economic development (Satus-Index, SI) and the outcome of reform strategies of governments to achieve rule of law, democracy and social market economy (Management-Index, MI), <http://www.btiproject.de/fileadmin/Inhalte/reports/2014/pdf/BTI%202014%20Namibia.pdf> (06.04.2021)

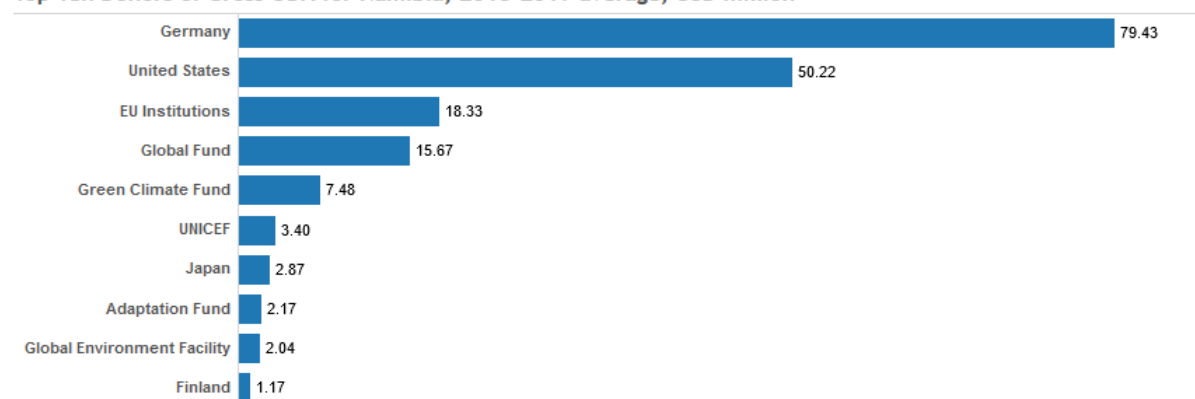
Namibia compared to other countries in Southern and Eastern Africa



Bertelsmann Transformation Index (BTI) 2020: https://www.bti-project.org/content/en/reports/regional-reports/regional_report_ESA_2020_EN.pdf (25.03.21)

Official Development Assistance for Namibia

Top Ten Donors of Gross ODA for Namibia, 2018-2019 average, USD million



Organisation for Economic Co-operation and Development (OECD): Country report Namibia (08.03.21)

Demographic Development and Socioeconomic Factors

Live expectancy at birth	2021 est.	65.87 years
Average age	2021 est.	21.8 years
Infant mortality rate	2021 est.	30.38 deaths/1,000 live births
Total Fertility Rate	2021 est.	3.03 children born/woman
HIV/AIDS - adult prevalence rate	2019 est.	12.7%
Obesity - adult prevalence rate	2016 est.	9.5%
Literacy	2021 est.	91.5%

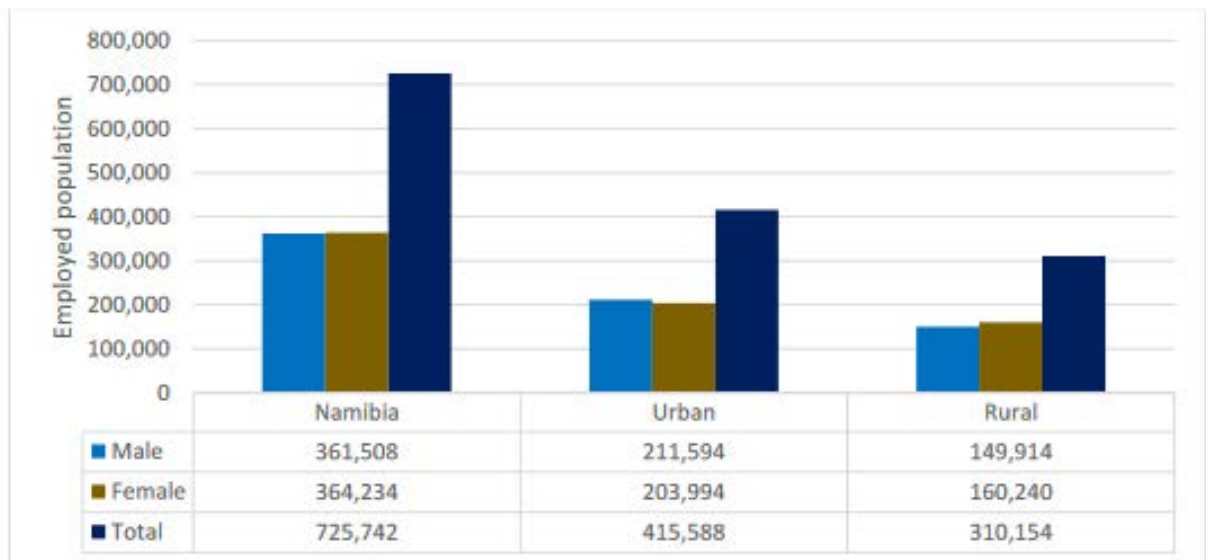
CIA, The World Factbook: <https://www.cia.gov/the-world-factbook/countries/namibia/#people-and-society> (25.03.21)

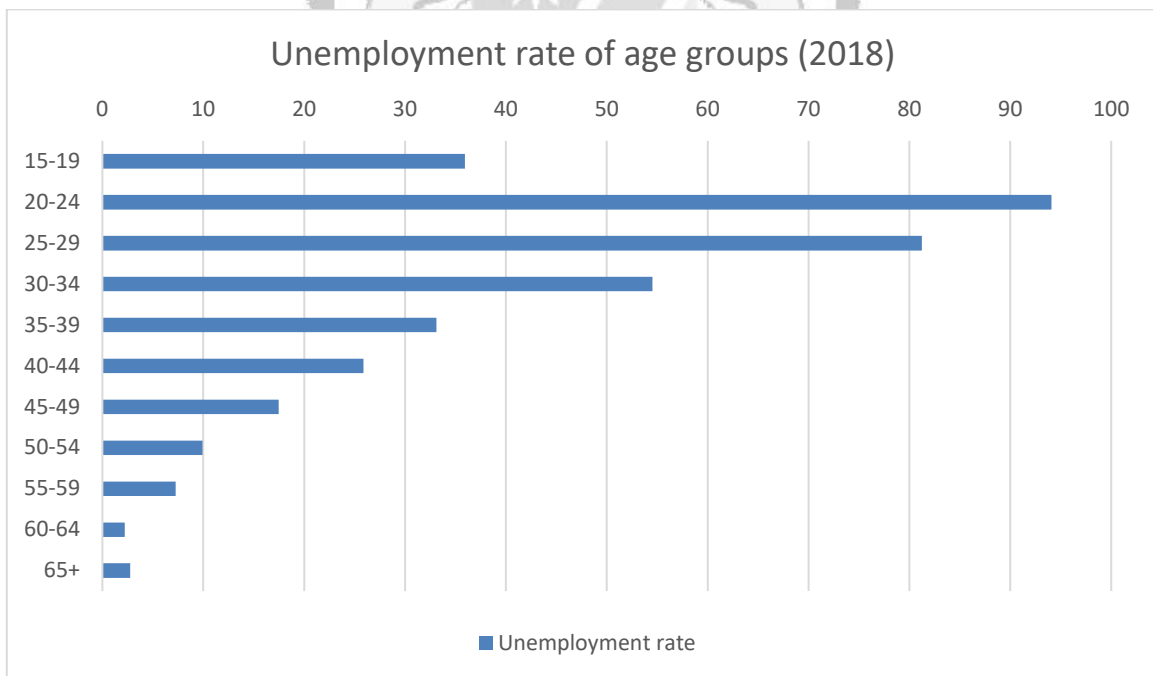
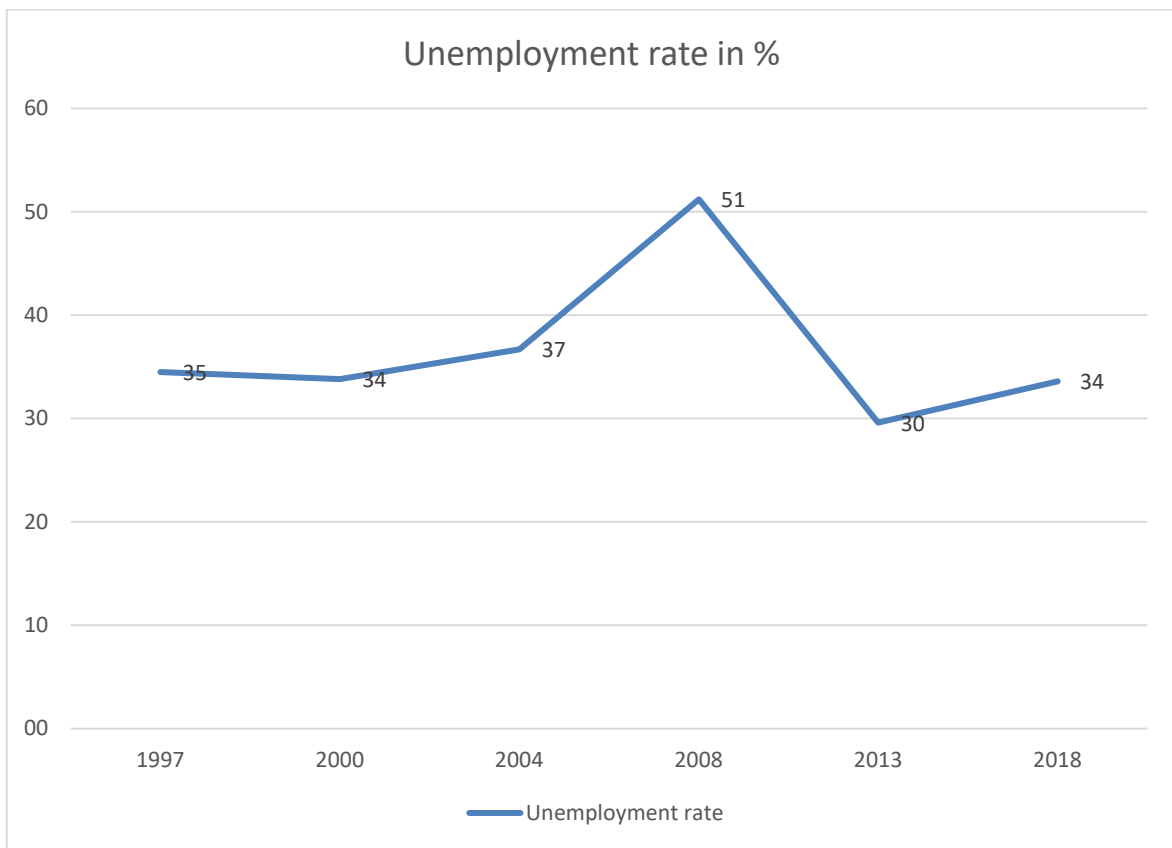
4.2 Employment and Unemployment²¹

²¹ The data is based on a 2018 survey of the Namibia Labour Force (latest Data): https://d3rp5jatom3eyn.cloudfront.net/cms/assets/documents/NLFS_2018_Report_Final_.pdf (25.03.21)

As shown in the figure following 725.742 Namibians were employed with a higher employment rate in urban than in rural areas. Men are more often employed but only with a slight difference. These figures result in an unemployment rate of 33.6%. Especially the younger age groups are affected by unemployment with an unemployment rate of 69.6% in the age group 15-19 and 57.0% in the age group of 20-24.

Distribution of employment by sex, urban and rural





Namibia Statistics Agency: The Namibia Labour Force Surcey 2018 Report,
https://d3rp5jatom3eyn.cloudfront.net/cms/assets/documents/NLFS_2018_Report_Final_.pdf (29.03.2021)

4.3 Namibia's 5th National Development Plan (NDP5)²²

The *National Planning Commission* launched a development campaign themed “*Vision 2030*” together with President Sam Nujoma in 2004. “A vision that will guide us to make deliberate efforts to improve the quality of life of our people to the level of their counterparts in developed world by the year 2030.” In this regard the Fifth National Development Plan (NDP5) is the fifth in the series of seven five-year national development plans that outline the objectives and aspirations of Namibia's long-term vision as expressed in Vision 2030. NDP5 will be implemented from financial year 2017/18 until 2021/22 and aims for economic progression, social transformation, environmental sustainability, good governance and financing.



²² https://www.npc.gov.na/?wpfb_dl=294 (31.03.2021).