

EPP Party Barometer April/May 2019

The Situation of the European People's Party in the EU and an Outlook on the EP Elections

(as of 12 May 2019)

Created by

Olaf Wientzek

Konrad-Adenauer-Stiftung

10 hypotheses for the EP elections










1. For the electoral result, **three dates (probably) will be important**: 1. the seat distribution on 26 May, 2. the formation of political groups in the EP – until then many of the yet independent forces will join one of the political groups, others will change camp. The third date would be the exit of the UK and the departure of the British MEPs. The number of MEPs would then sink from 751 to 705.
2. There will still be a **clear pro-EU majority** in the next EP. Depending on the scenario, the four moderate groups will have between 63 and 69% of the seats.
3. The EPP and the Socialists will lack the seats for a majority and need a **third partner**, p.ex. ALDE/Renaissance.
4. The **EPP will likely remain the third-biggest group**, even if Fidesz leaves the EPP Group. In this case however, the distance to the Socialists would shrink significantly.
5. Probably, there will be only **two groups to the right of the EPP**: it is unlikely that a third one could survive. At the same time, it is unlikely that all parties to the right of the EPP merge into one group. Rivalries and differences on policies (i.a. relations to Russia) might be too strong. In addition, more moderate ECR group members are unlikely to team up with Salvini or an AfD/Le Pen Group.
6. There will likely be **no (moderate) left-liberal majority** in the next EP. Even adding the far-left group GUE/NGL would not lead to a working majority in the EP.
7. On the other hand, it seems **unlikely** that a moderate majority could be forged **without the Socialists**. Several elements increase the uncertainty of the outcome and can still lead to significant shifts:
 8. It remains unclear where the Italian **5-Star-Movement** will be heading.
 9. The **participation of the UK in the EP elections increases uncertainty** beyond the yet unknown date of departure: Opinion polls are very volatile. Especially the result of the Socialists/the far-right could change significantly.
10. The **unclear future of big member parties in the moderate party families** (Hungarian Fidesz/ Romanian PSD) could lead to significant shifts after the elections.

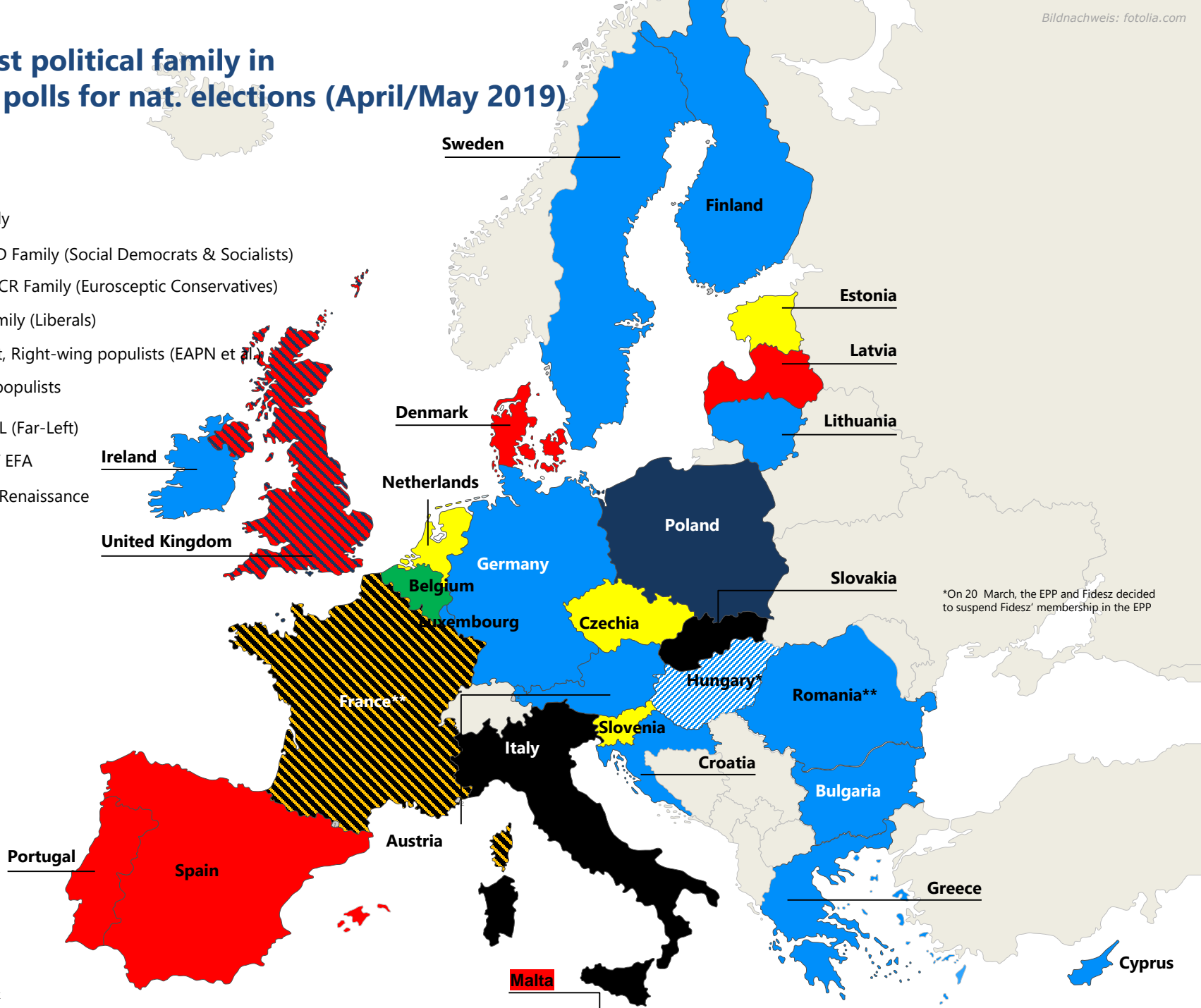
Summary and latest developments

- Parties belonging to the EPP family are (in national polls) the strongest political family in **13** countries (12 without Fidesz). The Socialist family is leading in **5/6**, the liberal in **4**, the far-right populists in **2-3**, the Eurosceptic Conservatives in **1-2**, the Greens in **1**. Independent movements (France) in **0-1**
- If one considers only the political colour of the strongest political force (and not the entire party family), an EPP party (incl. Fidesz) is leading in **9** countries, the Socialists (including the PSD) in **10-11**, the ALDE in **4**, the ECR in **2-3**, Greens, far-right populists in **1-2**, independents in **0-1**.
- In many countries, the advantage of the leading political family in the opinion polls is very slim (**France, Netherlands, Slovenia Slovakia, Finland, Belgium, Sweden, Bulgaria**).
- In the European Council, **9** Heads of State and Government belong to the EPP family (incl. Orban), **8** to the Liberals (soon likely 7), **5** to the Socialists/Social Democrats (soon likely 6), **2** to the Eurosceptic Conservatives, **one** to the European Left. **3** are formally independent

* On 20 March, the EPP Political Assembly (supported by Fidesz) decided to suspend the EPP membership of Fidesz. Without the party, the EPP would be the strongest pol. family in 12 countries, provide the strongest single party in 8 countries and have 8 Head of State and Government in the European Council.

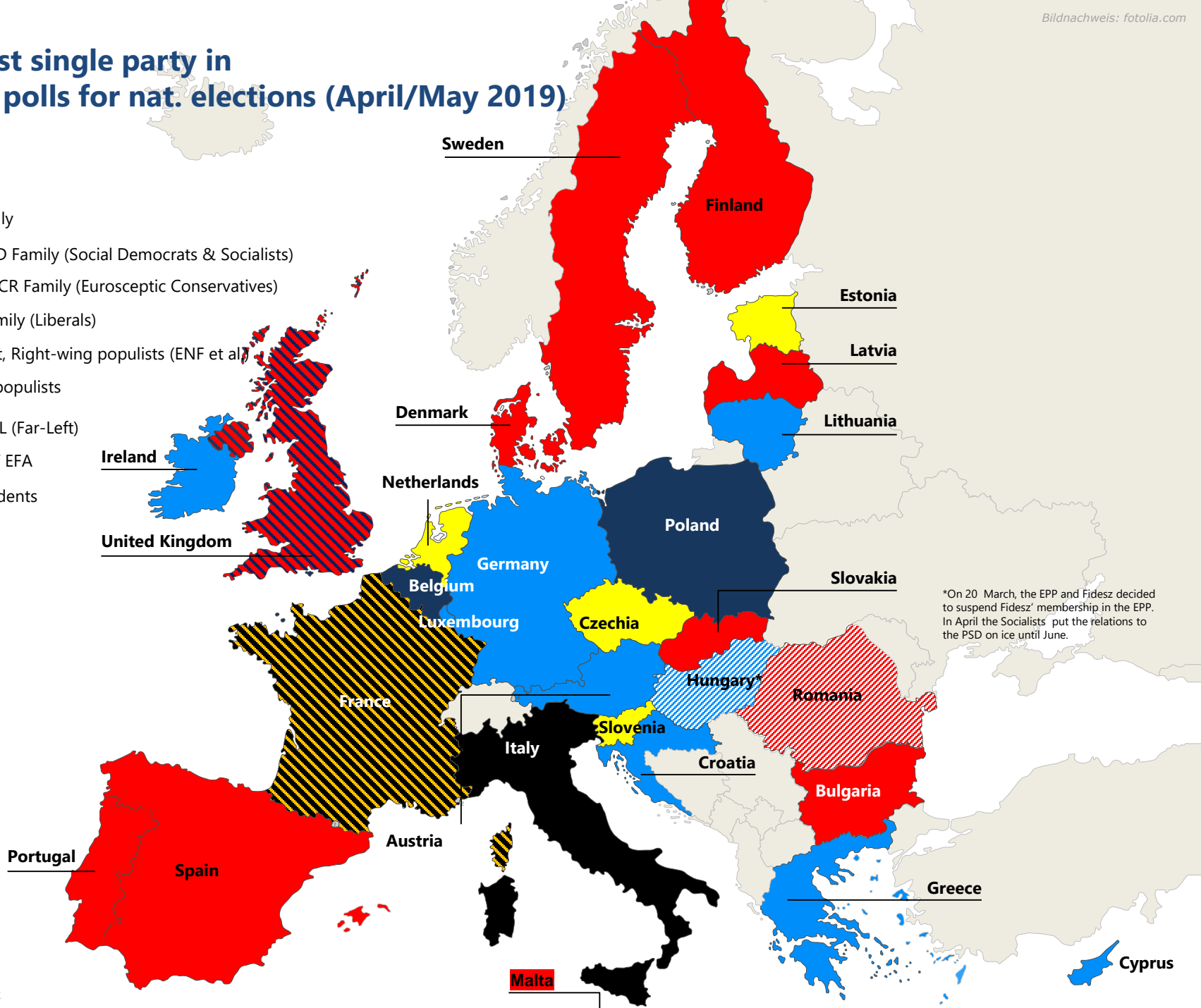
Strongest political family in opinion polls for nat. elections (April/May 2019)

-  EPP Family
-  PES / S&D Family (Social Democrats & Socialists)
-  ACRE / ECR Family (Eurosceptic Conservatives)
-  ALDE Family (Liberals)
-  Far-Right, Right-wing populists (EAPN et al.)
-  Diverse populists
-  GUE/NGL (Far-Left)
-  Greens / EFA
-  Macron/Renaissance













Strongest single party in opinion polls for nat. elections (April/May 2019)

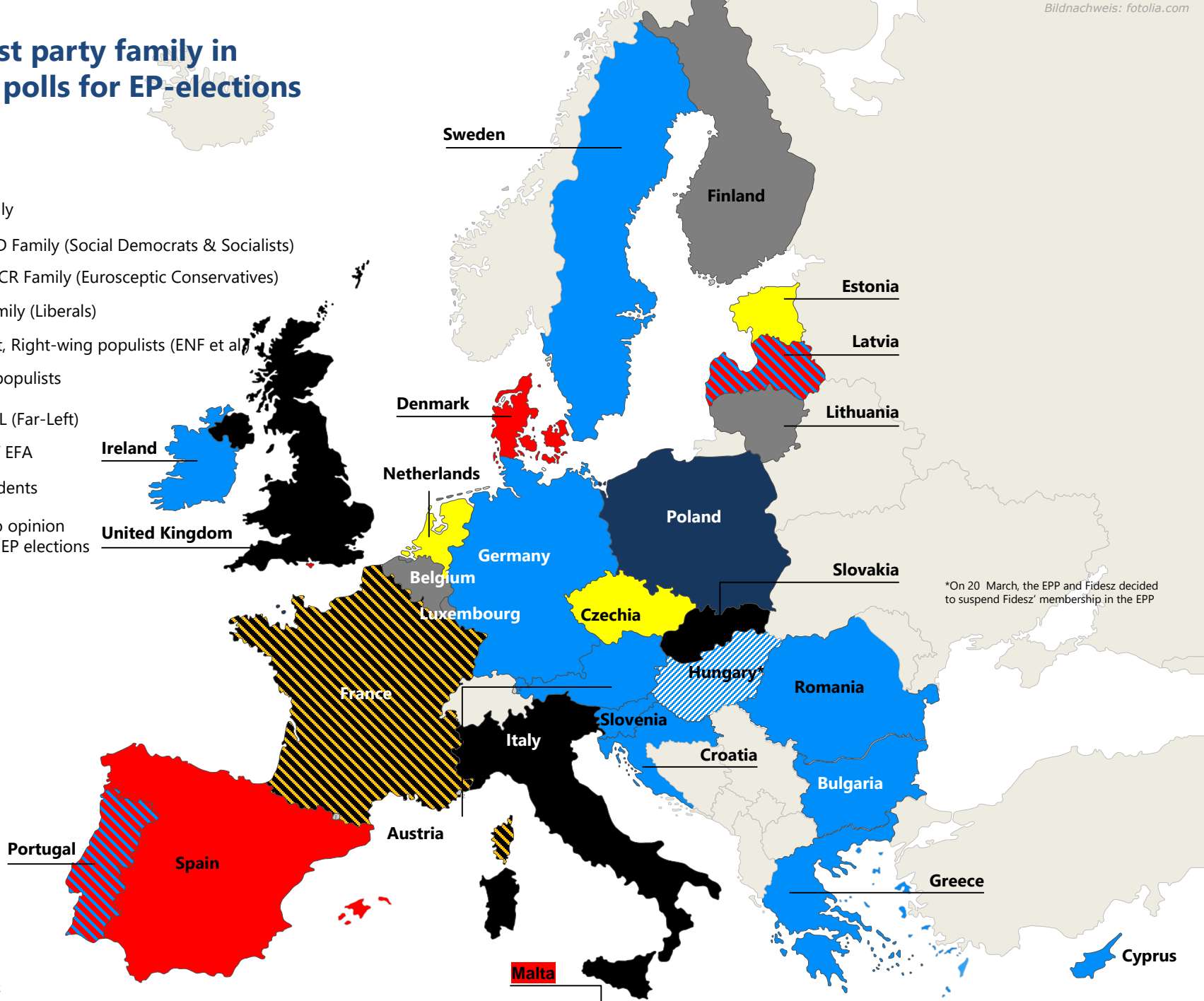
- EPP Family
- PES / S&D Family (Social Democrats & Socialists)
- ACRE / ECR Family (Eurosceptic Conservatives)
- ALDE Family (Liberals)
- Far-Right, Right-wing populists (ENF et al)
- Diverse populists
- GUE/NGL (Far-Left)
- Greens / EFA
- Independents



*On 20 March, the EPP and Fidesz decided to suspend Fidesz' membership in the EPP. In April the Socialists put the relations to the PSD on ice until June.

Strongest party family in opinion polls for EP-elections

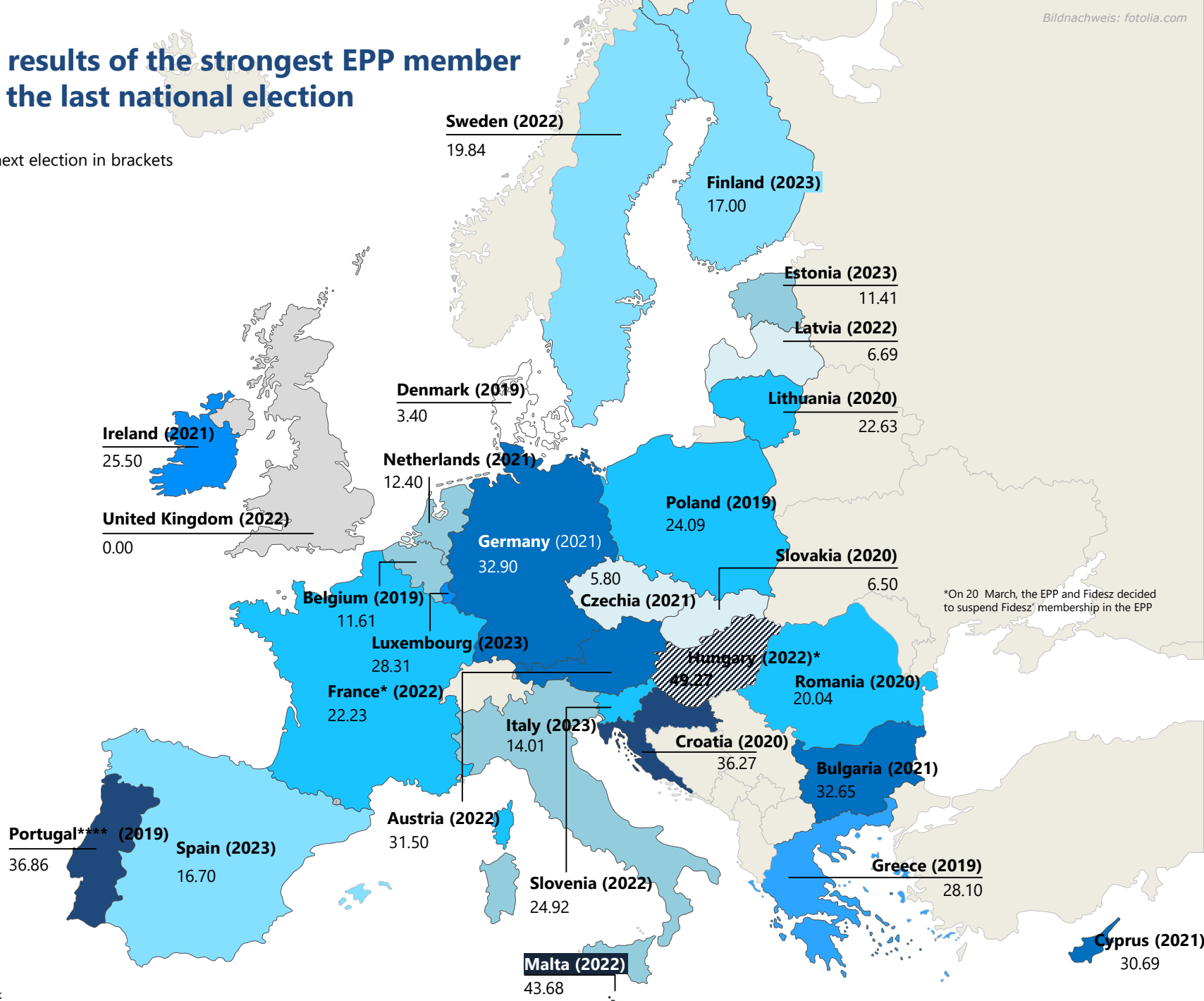

-  EPP Family
-  PES / S&D Family (Social Democrats & Socialists)
-  ACRE / ECR Family (Eurosceptic Conservatives)
-  ALDE Family (Liberals)
-  Far-Right, Right-wing populists (ENF et al)
-  Diverse populists
-  GUE/NGL (Far-Left)
-  Greens / EFA
-  Independents
-  So far no opinion polls for EP elections



*On 20 March, the EPP and Fidesz decided to suspend Fidesz' membership in the EPP

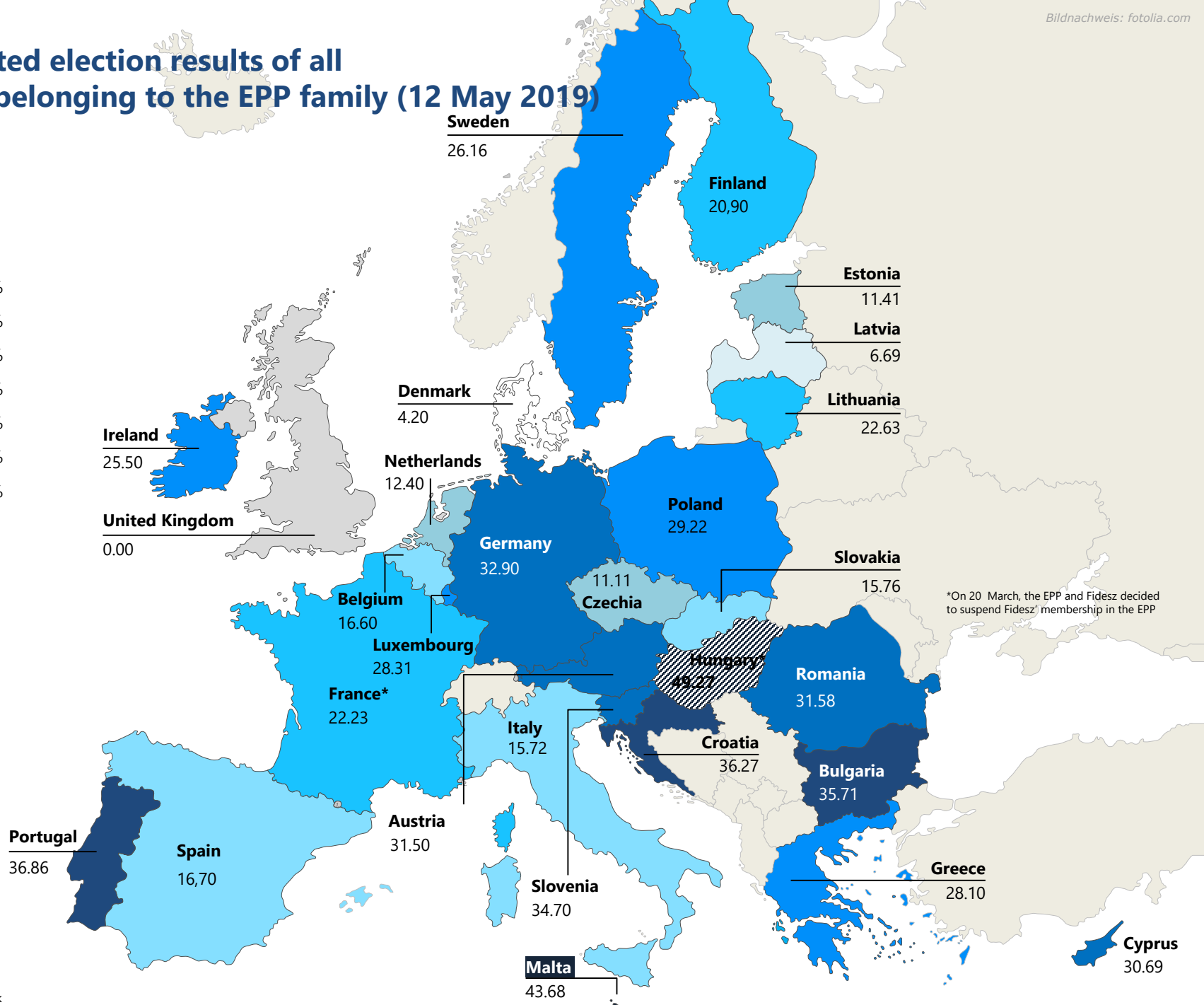

Election results of the strongest EPP member party in the last national election

in % / year of next election in brackets



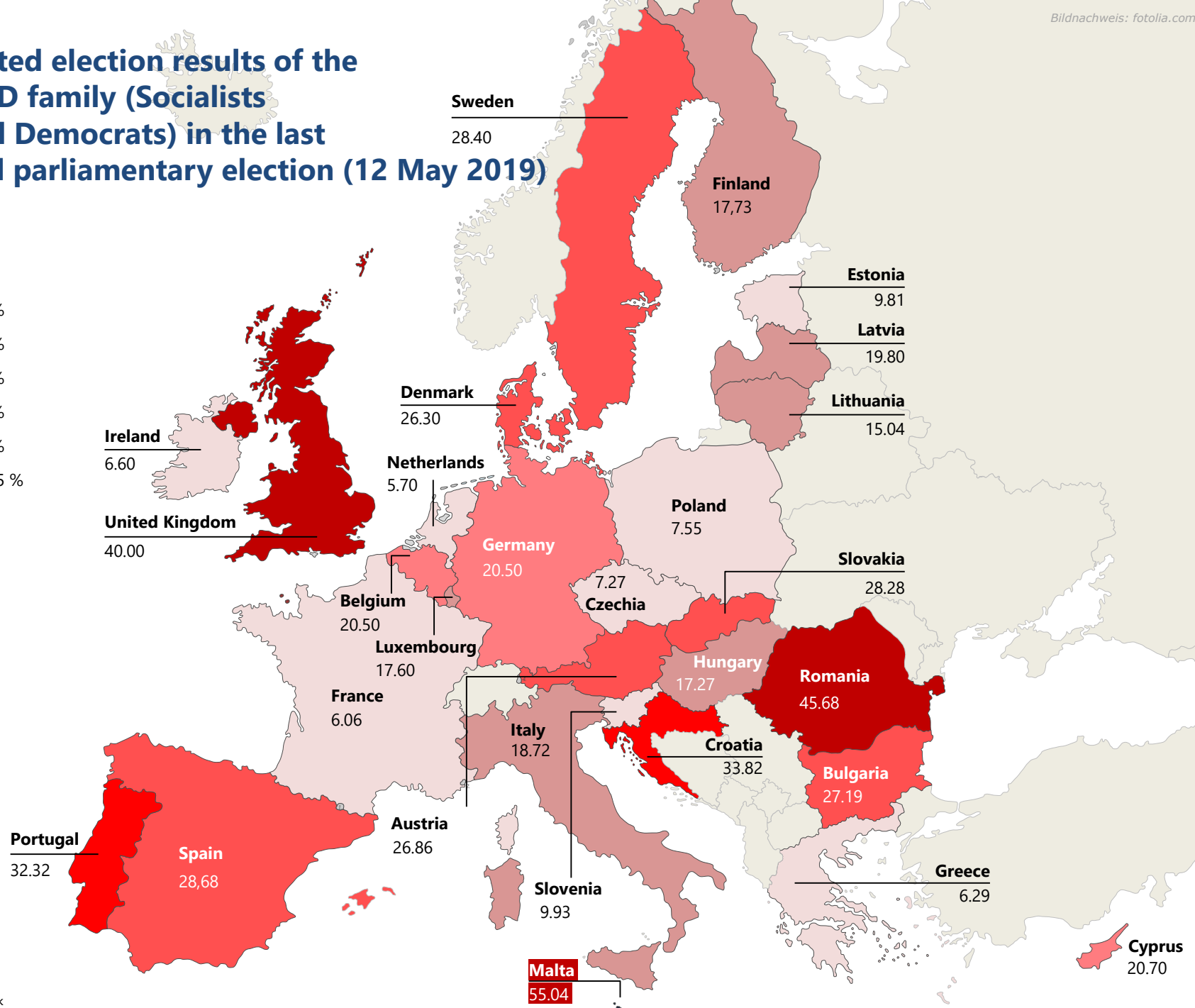
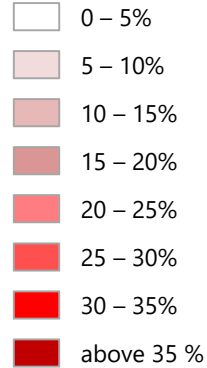
Cumulated election results of all parties belonging to the EPP family (12 May 2019)

In %



Cumulated election results of the PES/S&D family (Socialists & Social Democrats) in the last national parliamentary election (12 May 2019)

In %

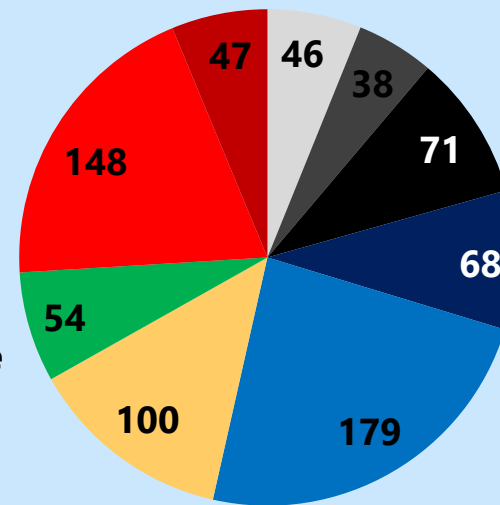

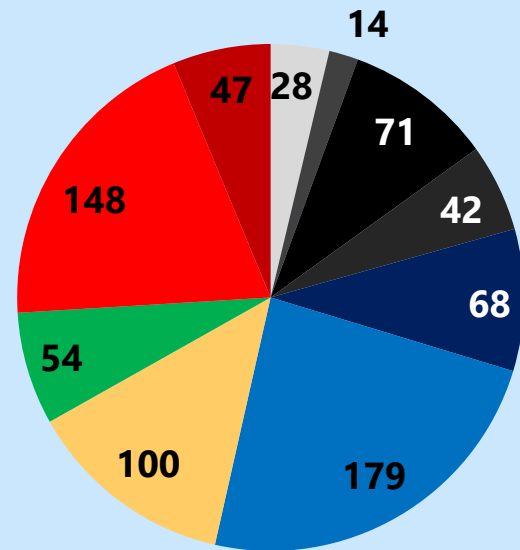


Possible seat distribution in the coming EP – Scenario 1 – Status Quo (with UK)

Presumption: Party membership in the groups remains constant, the Eurosceptic EFDD Group (UKIP+5-Star-Movement) may (1.1) or may not (1.2) survive. In both cases, the UK is still a member of the EU

Scenario 1.1: EFDD group survives

Scenario 1.2: EFDD dissolves



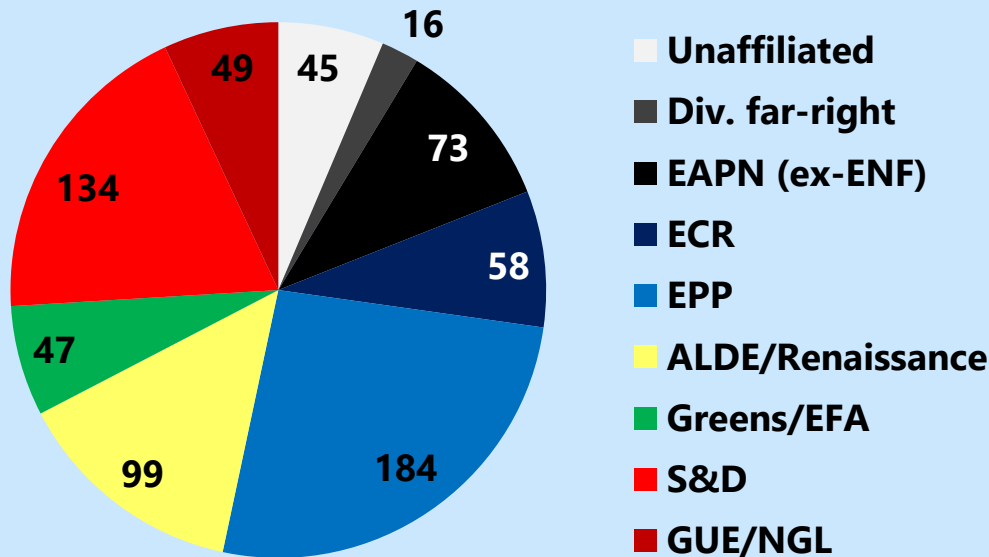
Remarks:

- The UK's participation in the EP elections benefits particularly the Socialists (though less than expected a few months ago), the ECR (despite the – likely – weak Tory result) and the EFDD Group, even though the latter has little chance to survive in its current form.

Possible seat distribution in the coming EP – Scenario 1 – Status Quo (without UK)

Presumption: The UK leaves the EU, the number of seats is reduced to 705 (some of the UK's seats are redistributed among other member states).

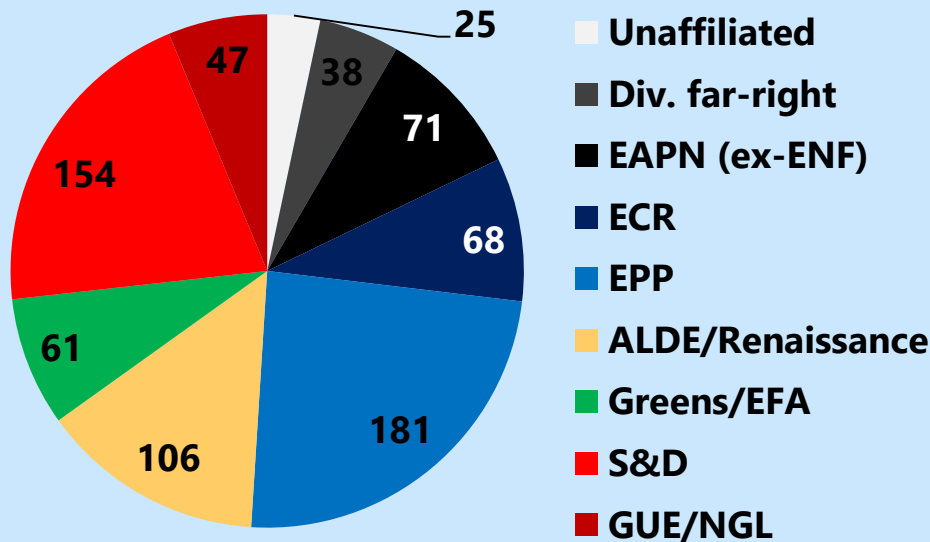
Scenario 1.3: The UK leaves the EU, the EFDD dissolves



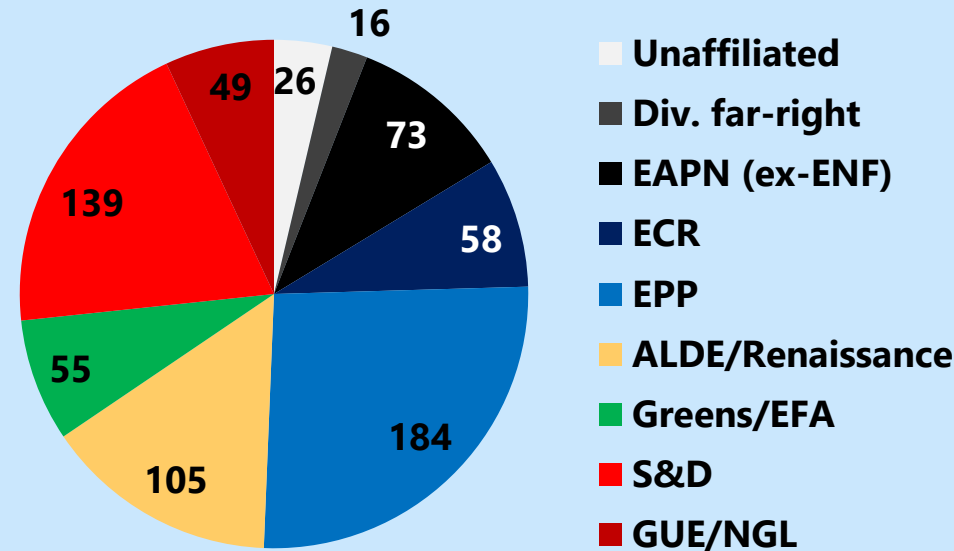
Possible seat distribution in the coming EP – Scenario 2 – Europe en Marche

Presumptions: yet unaffiliated parties join moderate groups. It is still unclear whether the 5-Star-Movement would join a moderate force, try to create a group on its own or join the Far-left.

Scenario 2.1.: With the UK



Scenario 2.2.: without the UK



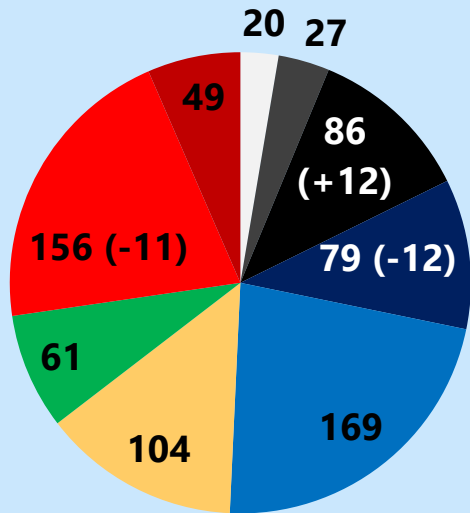
Remarks:

- In the best case, moderate pro-European groups would hold 69% of the seats. Even more than 70% would be possible if the 5-Star-Movement would join the Greens.

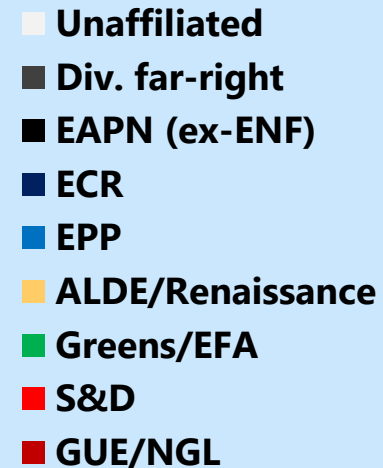
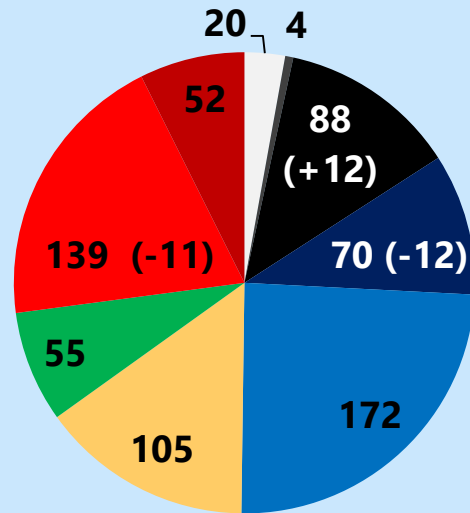
Possible seat distribution in the coming EP – Scenario 3 – United Radicals/Shrinking Centre

Presumption: far-right and far-left parties manage to reunite in fewer groups and absorb unaffiliated parties. In addition, parties from moderate party families (ALDE, Fidesz (not KDNP)) would join the eurosceptic families. It is yet unclear whether Fidesz would join ECR or EAPN (+/-12). Unclear, whether the PSD would remain with the S&D

Scenario 3.1.: with the UK



Scenario 3.2.: Without the UK



Remarks:

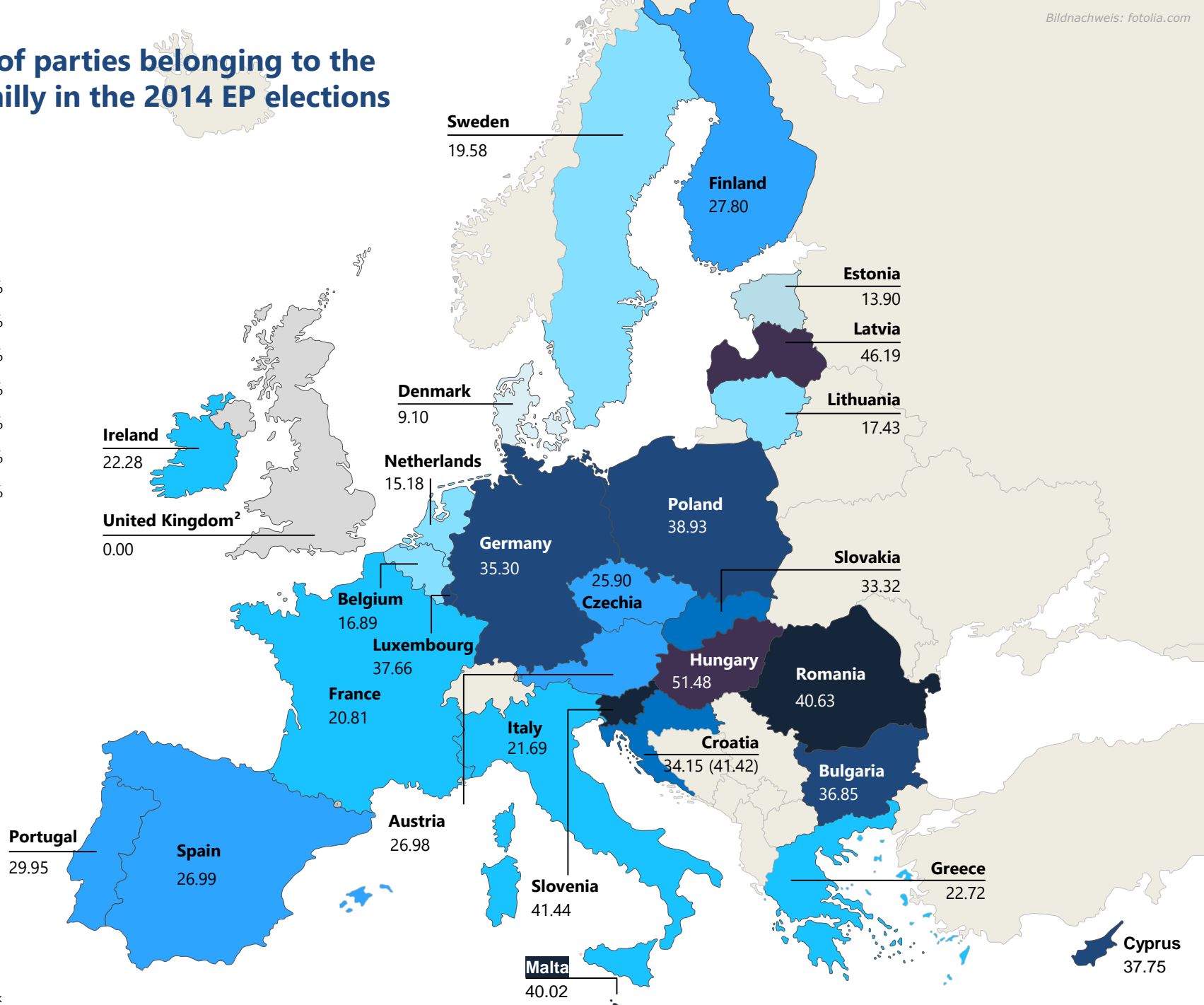

- If Fidesz leaves the EPP to join either ECR or EAPN (ex-ENF), it could play an important role for the balance of power between both groups. The membership of the right-wing-populist parties from the Scandinavian countries is uncertain; in this simulation they are included in EAPN. If the Five-Star-Movement joins GUE/NGL, the latter would have ca. 70 seats.

Outlook on the EP elections in 2019 - Summary

- **Based on current opinion polls and weighing the different scenarios, the following seat distribution seems likely:**
 - **EPP: ca. 180 seats (without Fidesz less than 170 seats)**
 - **S&D: ca.150 seats (without the Romanian PSD 140) after Brexit approx.140 seats**
 - **ALDE/Renaissance: ca 100 seats, possibly up to 110**
 - **Greens/EFA: above 50 seats, up to 60 with UK MEPs**
 - **ECR: competition with EAPN, with UK 60-80 seats, without 55-70.**
 - **GUE/NGL: ca. 50 seats**
 - **EAPN (ex-ENF): competition with ECR, min. 70, up to 100 seats**
 - **Potential Five-Star-Movement-group (or former EFDD with BREXIT of Nigel Farage): rather unlikely. Potential: 25-30 seats, before Brexit more than 40**

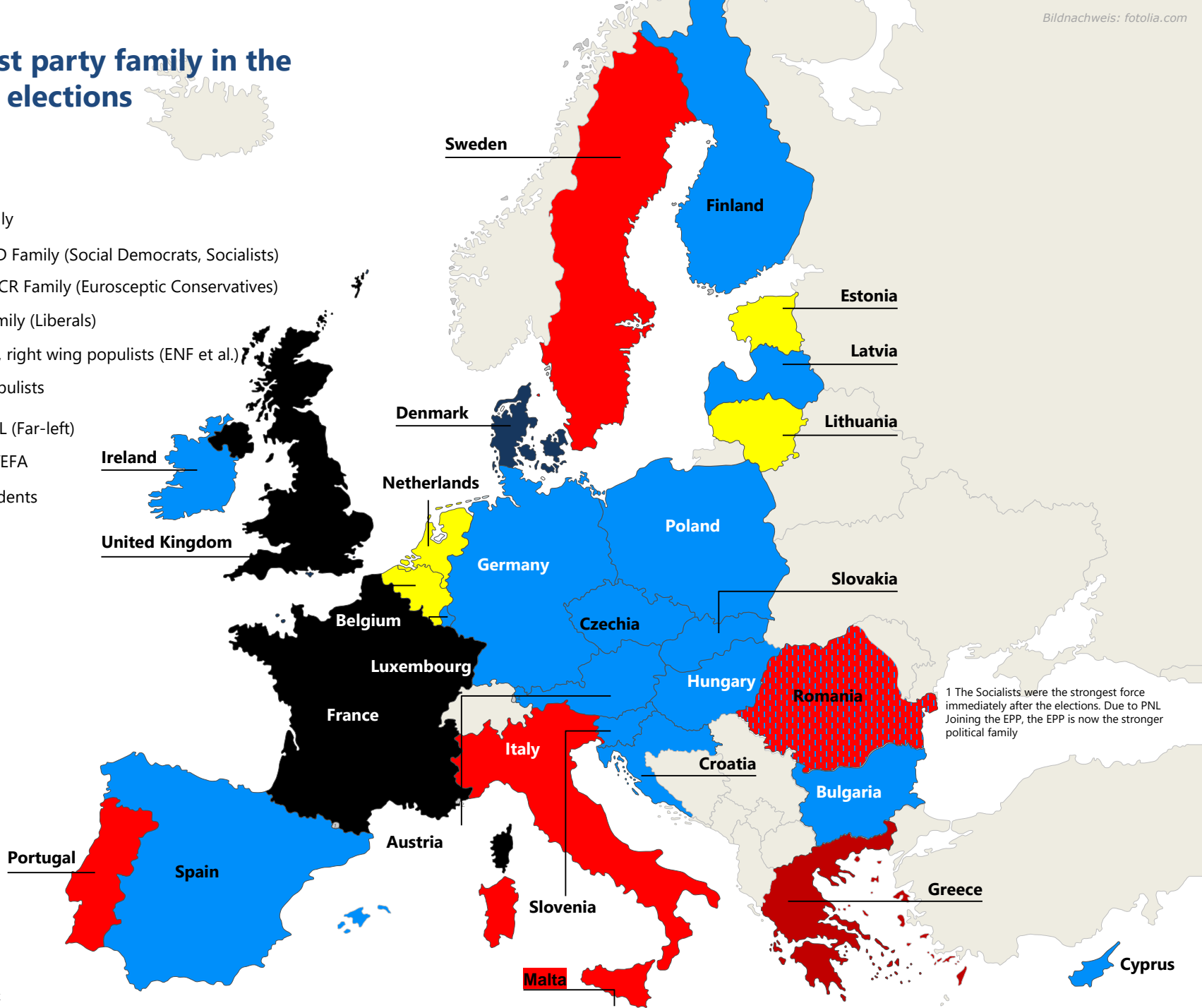
Results of parties belonging to the EPP family in the 2014 EP elections

in %






Strongest party family in the 2014 EP elections

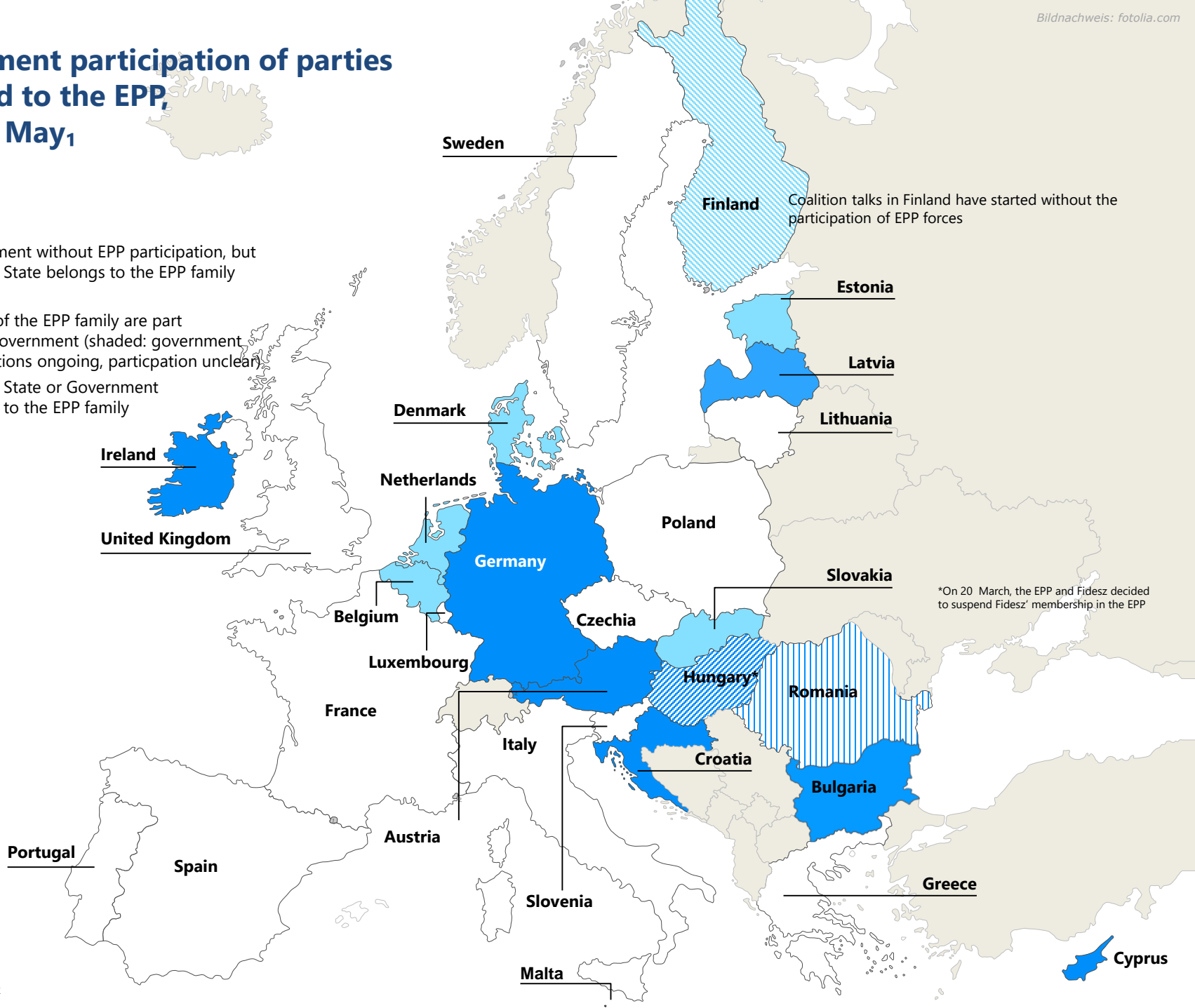
- EPP Family
- PES / S&D Family (Social Democrats, Socialists)
- ACRE / ECR Family (Eurosceptic Conservatives)
- ALDE Family (Liberals)
- Far-right, right wing populists (ENF et al.)
- Misc. populists
- GUE/NGL (Far-left)
- Greens /EFA
- Independents



Government participation of the EPP family

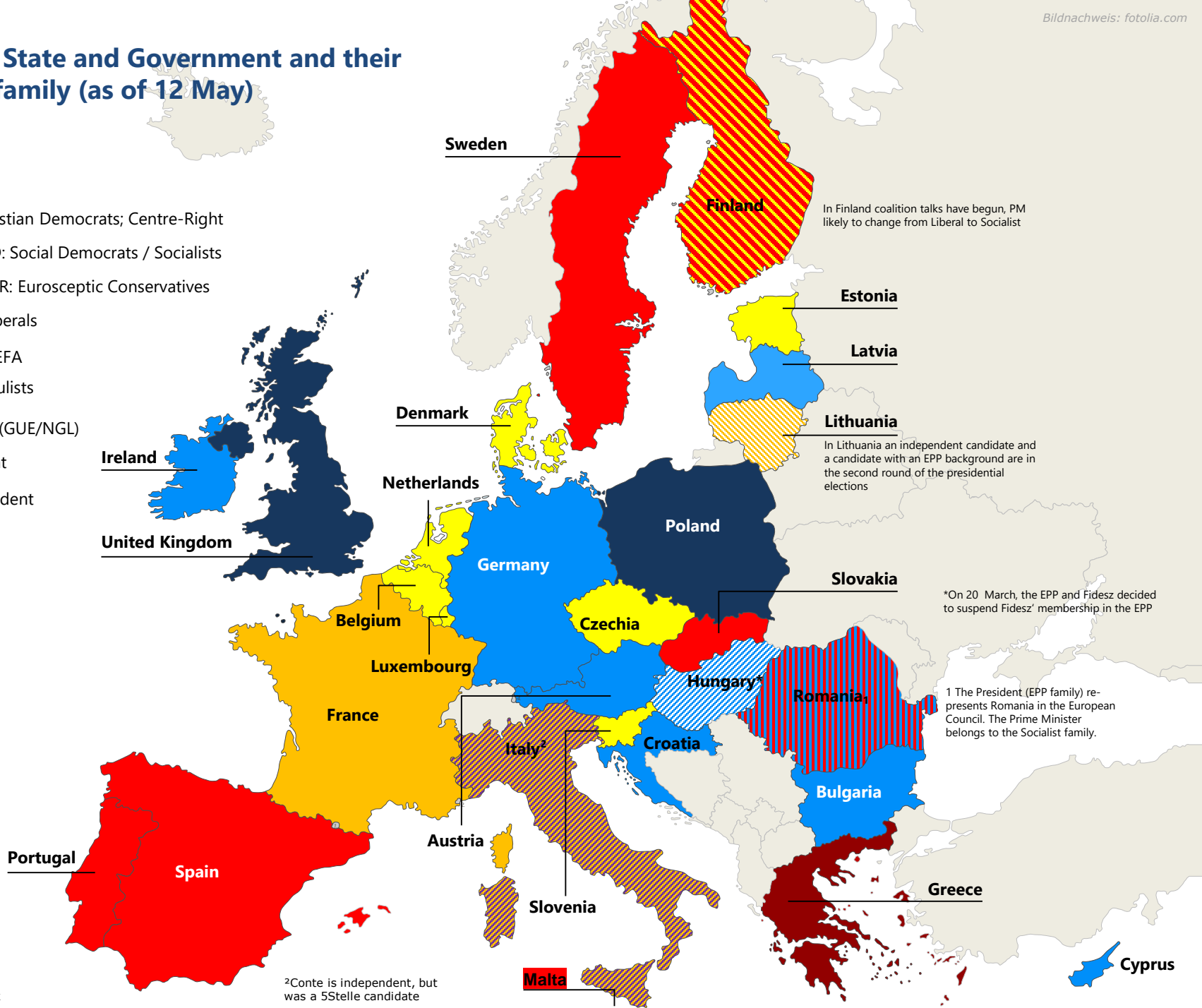
Government participation of parties affiliated to the EPP, as of 12 May¹

-  Government without EPP participation, but Head of State belongs to the EPP family
-  Parties of the EPP family are part of the government (shaded: government negotiations ongoing, participation unclear)
-  Head of State or Government belongs to the EPP family



Heads of State and Government and their political family (as of 12 May)

- EPP: Christian Democrats; Centre-Right
- PES/S&D: Social Democrats / Socialists
- ACRE/ECR: Eurosceptic Conservatives
- ALDE: Liberals
- Greens/EFA
- Div. populists
- Far-Left (GUE/NGL)
- Far-Right
- Independent



In Finland coalition talks have begun, PM likely to change from Liberal to Socialist

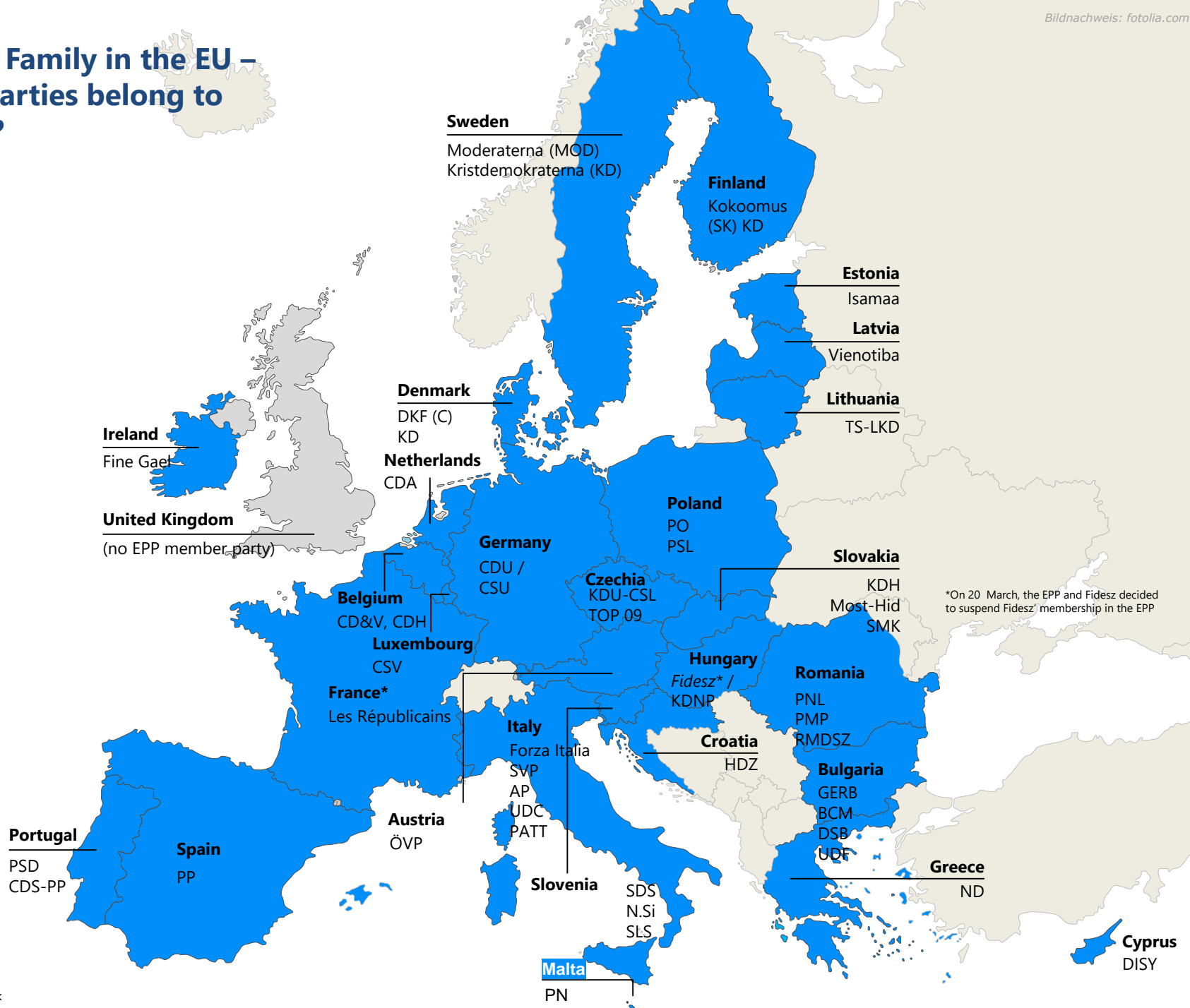
In Lithuania an independent candidate and a candidate with an EPP background are in the second round of the presidential elections

*On 20 March, the EPP and Fidesz decided to suspend Fidesz' membership in the EPP

1 The President (EPP family) represents Romania in the European Council. The Prime Minister belongs to the Socialist family.

²Conte is independent, but was a 5Stelle candidate

The EPP Family in the EU – Which parties belong to the EPP?



Notes

- * The figures for **France** refer to the LR results achieved in the second round of the parliamentary elections; the shares of votes obtained by independent rights (1.68%) or by the UDI (ALDE) are not included.
- ** There have been no polls in **France** on the legislative elections since the last national parliamentary elections, only on European elections, for Romania the IS COP polls on the EP elections are also used for the national level.
- *** In **Belgium**, polls are conducted at the regional level. In order to obtain an adequate result at the national level, these results were weighted according to the number of voters (compulsory voting). Despite compulsory voting and the relatively similar voter turnout in the various regions, there may be small discrepancies. In Belgium, the partner parties CD&V, CSP and CDH only compete on a regional basis, and the results in the individual regions are weighted accordingly. The CSP only takes part in European elections. In national elections, it is part of the CDH because the Belgian House of Representatives is composed by region (Flanders, Wallonia, Brussels) and not by language community. In **Luxembourg**, the polls are conducted regionally, the results being weighted according to the number of voters (compulsory voting) to calculate the national strength. Despite compulsory voting and the relatively similar voter turnout in the various regions, small deviations may occur.
- **** In **Portugal**, a PSD and CDS-PP electoral alliance was formed in the last national elections, so both values of the PSD are not comparable with the result of the parliamentary elections.

Further notes:

In several countries (e. g. **Slovenia, Bulgaria, Latvia, Lithuania**), the undecided and non-voters are included in the total (100%) in the polls. The poll values have been extrapolated accordingly. Example: Party A has 13% in the polls. 30% of respondents will not vote. 20% of respondents are undecided. Accordingly, support for Party A is reported to be 26%.

In **Croatia**, the EPP party HSS was a member of the Social Democratic People's Coalition in the elections and did not receive a separate result. Correspondingly, the data are not quite comparable; the calculation of the difference has not been made. The election result noted for the Social Democrats therefore refers to the entire electoral alliance, which also did not include PES parties (such as the HSS). End of February the HSS announced its willingness to leave the EPP.

In **Germany**, the CDU and CSU are not listed as two separate parties due to the faction community and the always aggregated polling figures.

Some of the parties in the ACRE family are right-wing populist or have strong right-wing populist positions. Since this is a now (or for the time being) an established party family, parties belonging to it are listed as part of the ACRE family and not as "right-wing populist". This category, on the other hand, includes the parties belonging to the ENF or EFDD group in the EP, as well as other independent right-wing populist or right-wing extremist forces.

- 1 The list usually refers to the heads of government. Heads of state (in the case of a different party affiliation than the government) are only shown (separately) if they are represented in the European Council (case of Iohannis in Romania). In the case of France, no EPP participation in the government is shown, since the official EPP party LR is not officially part of the government.
- 2 While the EPP has no member party in the UK, since February 2018, two Tory MEPs have switched from the ECR Group to the EPP Group

Sources for polls: Ipsos (Belgium), Trend (Bulgaria), voxmeter (Denmark), Forsa/Forschungsgruppe Wahlen (Germany), Kantar/Norstat (Estonia), Kantar (Finland), Ifop (France), Metron (Greece), YouGov (UK), RedC (Ireland), EMG (Italy), Ipsos (Croatia), SDKS (Latvia), Vilorus (Lithuania), Sondesfro (Luxembourg), Malta Today (Malta), Ipsos (Netherlands), RA (Austria), Ibris (Poland), Aximage (Portugal), IS COP (Romania), Inizio (Sweden), Focus (Slovakia), Mediana (Slovenia), NC Report (Spain), Kantar (Czechia), Závecz Research / Szazadveg (Hungary), Prime Consulting, CYMAR (Cyprus)

The party barometer is updated every four weeks and available on www.kas.de .