

“The Role and Impact of ICT for Young Entrepreneurs”.

Istanbul, 15 March 2017.
Sarkhan Samadov.



RECENT REFORMS IMPLEMENTED IN AZERBAIJAN

State Program on education of Azerbaijani youth abroad for the years of 2007-2015”	SME support program in Azerbaijan (1997-2000)
“State Strategy under the development of education in Azerbaijan Republic	State Program on SME development
“State Program on Azerbaijani youth in 2011-2015th	State Program on Socio-Economic Development of Regions of the Republic of Azerbaijan for 2014-2018 years

RECENT REFORMS IMPLEMENTED IN AZERBAIJAN

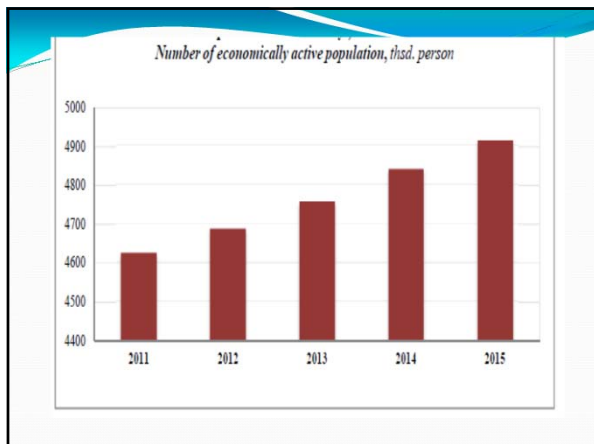
Law on “On suspension of inspections in the field of entrepreneurship” dated October 20,2015	Approved by Government of Azerbaijan	Inspections conducted over entrepreneurship have been suspended for 2 years
“On reduction in the number of licensable business activities”	Presidential Decree dated October 19,2015 No 650	Procedures have been simplified and the number of licensable activities reduced from 59 to 37
“Establishment of Appeal Councils”	Presidential Decree February 3, 2016 No 761 and 762	Appeal Councils were established under the umbrella of President as well as central and local executive bodies

RECENT REFORMS IMPLEMENTED IN AZERBAIJAN

“Issuance Rule for Investment Promotion Document” dated January 18,2016	Presidential Decree	<ul style="list-style-type: none"> - Legal and individual entities are exempted 50% of the profit an income taxes respectively (for 7 years) - Fully exempted from property and land taxes (for 7 years) - Import of technological equipments and devices are exempted from VAT and custom duties (for 7 years)
---	---------------------	--

RECENT REFORMS IMPLEMENTED IN AZERBAIJAN

Strategic road maps for development of national economy and main economic sectors	Confirmation of the list of electronic services
Electronic services in specific areas by the central executive authorities	State Program on Employment Strategy of the Republic of Azerbaijan 2011-2015



EMPLOYMENT AND UNEMPLOYMENT									
Economically active and inactive population aged 15-29 years old (based on sample statistical survey on economic activity of population, thsd. persons)									
Age groups	Years	Economically active population		including:				Economically inactive population	
				employed		unemployed			
		2014	2015	2014	2015	2014	2015	2014	2015
Total		4848.7	4915.3	4682.9	4671.6	237.8	243.7	2128.5	2195.4
of which youth aged 15-29 years old		1274.7	1302.5	1150.6	1177.5	124.1	125.0	853.3	838.0
15-19		98.3	98.8	82.8	83.4	15.5	15.4	380.1	386.2
20-24		486.7	489.3	423.0	425.8	63.7	63.5	284.5	283.4
25-29		689.7	714.4	644.8	668.3	44.9	46.1	188.7	188.2

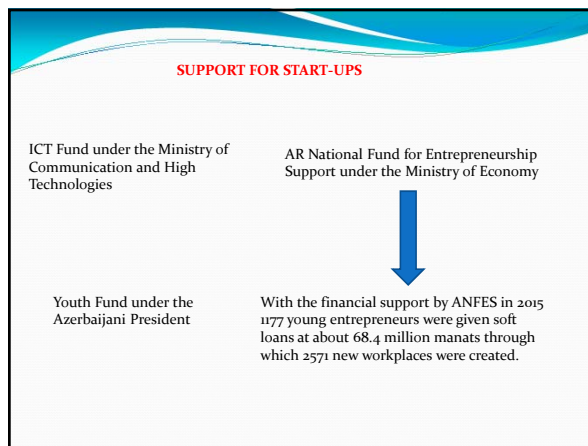
Source: The State Statistical committee of the Republic of Azerbaijan.

EMPLOYMENT AND UNEMPLOYMENT					
Level of employment and unemployment among youth aged 15-29 years old (as % to total number of economically active population)					
Age groups	Years	Employment rate		Unemployment rate	
		2014	2015	2014	2015
Total		95.1	95.0	4.9	5.0
of which youth aged 15-29 years old		90.3	90.4	9.7	9.6
15-19		84.2	84.4	15.8	15.6
20-24		86.2	87.0	13.1	13.0
25-29		93.5	93.5	6.5	6.5

Source: The State Statistical Committee of the Republic of Azerbaijan.

EDUCATION AND SCIENCE				
Educational attainment of the population aged 14-29 years old (based on population censuses - thsd. persons)				
Years	Youth having higher and secondary (completed and general) education	including:		
		higher education	vocational education	completed secondary education
1979	1130	92	162	876
1989	1593	119	256	1218
1999	1534	112	159	1263
2009	1998	231	141	1626
per 1000 youth aged 14-29				
1979	566	46	81	439
1989	759	57	122	580
1999	695	51	71	573
2009	710	82	50	578

Source: The State Statistical Committee of the Republic of Azerbaijan.



The main activities by ICT Fund

Supporting entrepreneurship, motivating innovation and scientific-research projects

Disbursing grants to startups and small enterprises to improve entrepreneurship in the country

Playing important role in realizing state policy in ICT

Carrying out "Startup Azerbaijan" project


Availability and access to ICT systems at enterprises						
Name of indicators	Years					
	2010	2011	2012	2013	2014	2015
Number of computers (thousand)	146,3	173,6	200,9	226,7	253,6	260,3
The number of enterprises used computers	71 779	99 236	124 031	146 073	163 590	176 075
Number of computers having access to the Internet	67 013	92 803	116 112	137 530	154 130	166 191
Number of enterprises using Internet)	4 600	6 433	7 749	8 372	9 288	9 712
Distribution of enterprises by ICT networks used, as per cent (%) to total	100,0	—	100,0	100,0	100,0	100,0
cableless LAN	24,1	—	22,7	22,3	26,1	24,2
cable based LAN	41,5	—	47,7	48,6	46,0	48,0
intranet (internal network)	32,4	—	27,9	27,4	22,4	22,2
extranet (external network)	2,0	—	1,7	1,7	5,5	5,6

Source: The State Statistical Committee of the Republic of Azerbaijan.

Recommendations

- Improving the funding mechanisms of startup projects with the attraction of private sector, donors and diverse financial institutions
- Improving competition in the country
- Developing inspection and licensing mechanisms in SMEs; continuing tax reforms
- Much better access to finance for SMEs
- Promoting SMEs to get more knowledge on ICT field; investigating the best practices in the developed countries
- Improving business incubators, as well as, startup projects, creating model enterprises
- Promoting rethinking in entrepreneurship

The End



Thanks for your attention